

KSCAPE
Merging Senses

“Passion is the engine that drives our decisions and creates wonderful, rather unexpected paths. It is thanks to this passion that all our products are born with the desire to always create something new and extraordinary”


Massimo Ferrati

1. K-array | P. 06

1.1. The ecosystem | P. 08

1.2 KSCAPE | P. 14

2. Rail | P. 18

2.1 Corporate  | P. 30
Audio in corporate
Symmetric optic


2.2 Museum & Exhibition  | P. 36
Audio in museum & exhibition
Asymmetric optic


2.3 Hotel & Resort  | P. 42
Audio in hotel & resort
Diffused optic


2.4 Retail  | P. 48
Audio in retail
Track ready

2.5 Material & Installation | P. 54

P. 62 | 3. Rail S

P. 74 |  3.1 Corporate:
Audio in corporate
Darklight optic

P. 80 |  3.2 Hotel & Resort:
Audio in hotel & resort
Opal optic

P. 86 |  3.3 Museum & Retail:
Audio in museum & retail
Track ready

P. 92 | 3.4 Material & Installation

4. Resources

P. 98 | 4.1 Accessories

P. 102 | 4.2 Audio ecosystem

P. 110 | 4.3 Light control

P. 118 | 4.4 Photometric data

P. 130 | 4.5 Leds

Our story

It all began in 1990, in the hills of Fiesole near Florence. Massimo Ferrati and Alessandro Tatini shared a vision: to change the way we experience sound. From this ambition, K-array was born—a brand defined from the very beginning by its **boldness and innovation**.

Rooted in the heart of **Italian craftsmanship**, K-array combines the beauty of **tradition with cutting-edge technology**. Every product is designed to **amaze**: compact, lightweight, and minimalistic, yet capable of delivering extraordinary sound performance. Guided by the philosophy of "**Less is more**," K-array has created solutions that defy convention, making **sound the protagonist** while the technology itself blends seamlessly into the environment, almost invisible. Every detail reflects a clear idea: to craft objects that are not just tools, but **storytellers**—transforming spaces and boldly looking toward the future.



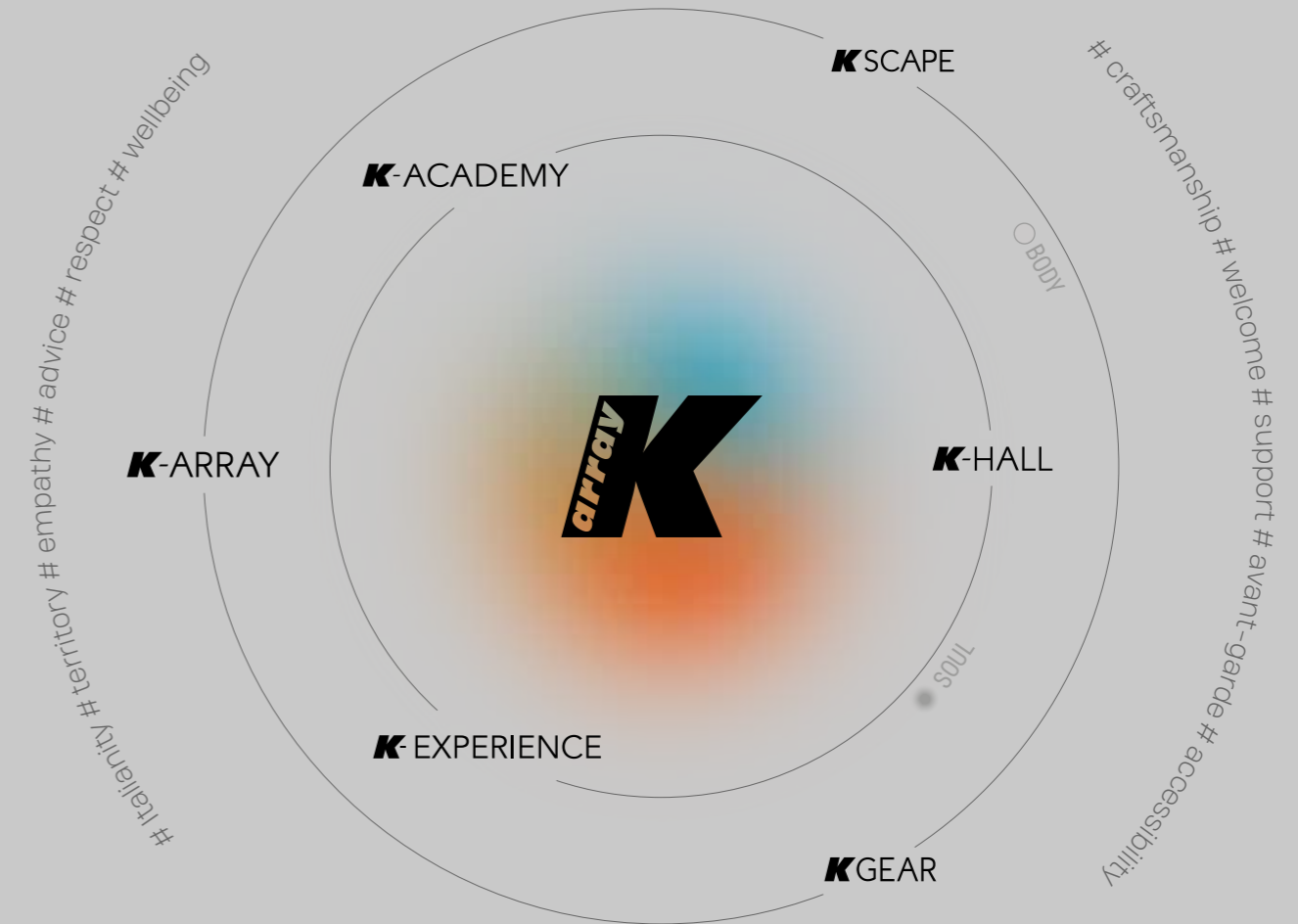
Three brands, one ecosystem. K-ARRAY, KGEAR, and KSCAPE intertwine their unique strengths to amplify each other's potential. Together they form a dynamic system, where innovation and versatility converge to redefine the possibilities of sound and light.

This synergy isn't just about coexistence, it's about collaboration. A living network where every element enhances the whole, offering tailored answers to the evolving needs of any space.



Body & Soul

The living K-array Ecosystem



In the same harmony,
reflecting unity and balance.



The body

Three brands

K-ARRAY, KSCAPE, and KGEAR are the driving force of our ecosystem—the body that gives shape and substance to every solution we create. Each brand brings its unique strengths, yet together they form a cohesive whole, offering groundbreaking answers to the diverse needs of sound and light across the world.

K-ARRAY

Innovation and quality
in professional audio

- K-ARRAY stands at the forefront of professional audio, defined by its relentless pursuit of innovation and excellence. The brand creates groundbreaking solutions that set new standards in architectural installations, and live festivals.

With a focus on distinctive design and unmatched performance, K-ARRAY continues to lead the industry, delivering audio solutions that effortlessly integrate into any application and enhance every listening experience to new heights.

KSCAPE

The harmony of sound and light

- Born from K-array's expertise in architectural installations, KSCAPE takes innovation further by integrating advanced lighting technologies. The brand stands out for its refined design and unique solutions that harmoniously combine audio and light.

With a constant focus on innovation, quality, and emotion, KSCAPE redefines the art of blending sound and light into a single concept, offering a completely new perspective on the experience of architectural spaces.

KGEAR

Versatility and accessibility
in professional audio

- KGEAR represents the latest evolution within the group, offering traditional audio solutions in the professional audio industry. The brand is dedicated to delivering high performance and quality while ensuring its products remain accessible and versatile.

With a comprehensive range designed to meet the needs of diverse projects, KGEAR aims to establish itself as a trusted partner for integrators and industry professionals, providing reliable solutions that combine practicality and excellence.

The soul

The heart of K-array

If the brands K-ARRAY, KGEAR, and KSCAPE form the body of our ecosystem, its soul lies in the activities that nourish and amplify its essence. Together, they create a harmony of body and soul, where innovation meets culture and technology is fueled by human connection.

The K-academy is our educational program, designed to spread technical knowledge and product expertise. It's a space where we cultivate a shared understanding and empower professionals to elevate their craft.

The K-experience brings relationships to life through hospitality. It's more than a format; it's a journey of connection. Moments of magic unfold over fine wine, food, and music—offering a true taste of the Tuscan lifestyle that leaves an indelible mark on everyone who participates.

The K-hall is our cultural stage: an exhibition and performance space where we regularly host concerts and events. It's a testament to our passion for music and art, opening our doors to clients and the local community. Here, philanthropy and creativity meet, as K-array promotes the arts purely for the joy of giving back.

This is the spirit of K-array: a fusion of body and soul, where innovation and human connection come together to shape a truly unique experience.

FOLLOW K-ARRAY ON SOCIALS:



K-ACADEMY

Education

K-EXPERIENCE

Italian culture

K-HALL

Auditorium





KSCAPE
Merging Senses

KSCAPE is about reimagining the relationship between people, spaces, and sound to create environments that engage, inspire, and elevate.

Where it all began

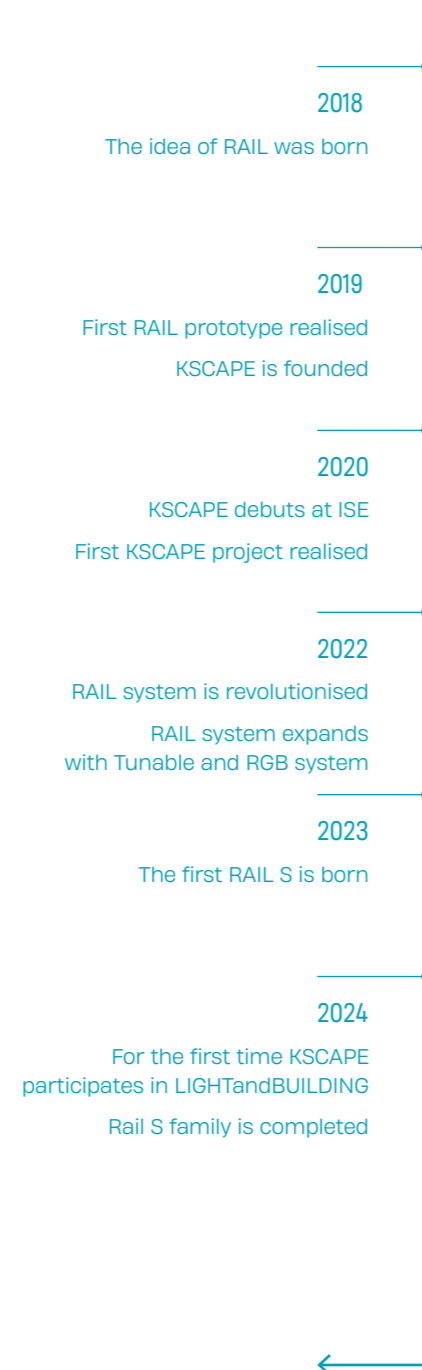
The foundation of our vision

KSCAPE emerges from a bold vision: the technologies surrounding our spaces don't need to remain separate to deliver high performance; rather, by uniting, they can create ever more immersive and meaningful experiences.

At the heart of KSCAPE's development are not merely products, but the people who will use them daily—their well-being, their experience. To live in a comfortable environment means feeling at home in any place, surrounded by spaces that make us feel relaxed, positive, productive, and, above all, happy.

In a fast-paced world, often driven solely by profit, KSCAPE offers that deep breath we each can take to reconnect with ourselves. Talking about KSCAPE is not simply talking about products, because products are a means, not the end. The true purpose is to create spaces where well-being reigns, where everyone feels at ease, and where we can live authentically—even when we're not at home.


♥ KSCAPE IS COMFORT, WELL-BEING, LIFE.

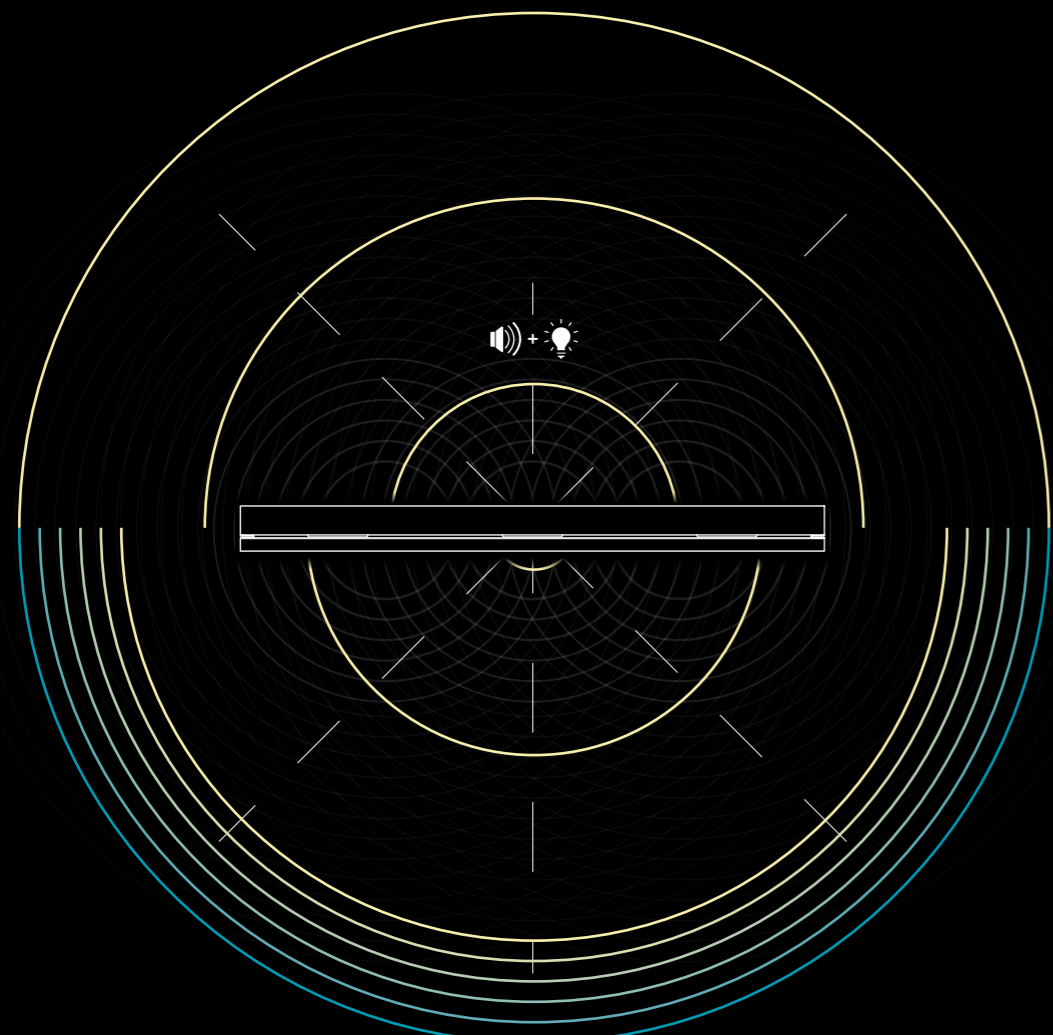


Follow us to keep up to date



rail





Rail System

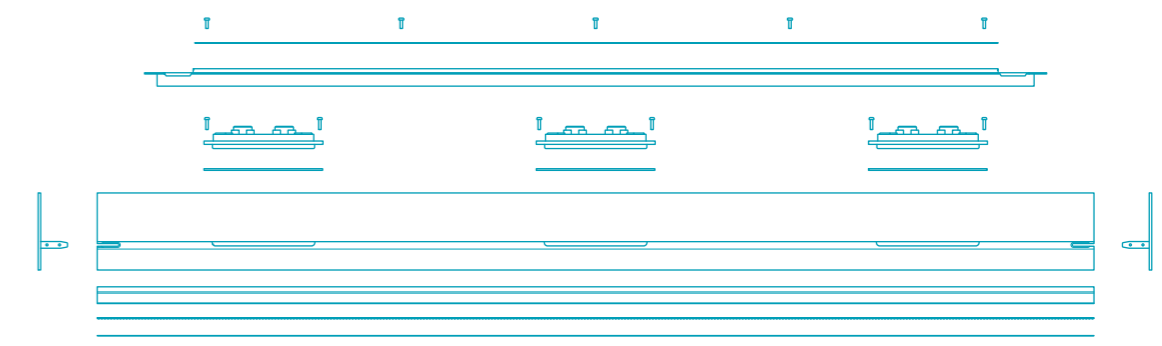
Designing with Light and Sound

RAIL is more than a product. It is neither just a lighting fixture nor a traditional audio system. RAIL represents a sublime fusion of advanced technologies, a perfect harmony of light and sound, designed for spaces in constant evolution.

Far from being merely an aluminum form, RAIL is a solution that transforms environments by eliminating the need for intrusive elements like sensors, emergency lights, ceiling speakers and downlights. These typically necessary yet visually disruptive components are reimagined, enhancing the sensory experience. At its core, RAIL gives equal importance to lighting and audio,

understanding their role in shaping unique atmospheres. It features three exclusive, precision-engineered woofers, delivering exceptional sound quality, a hallmark of K-ARRAY's expertise. Complementing this, its LED strips provide meticulously refined lighting, the result of relentless research and a dedication to innovation.

Born from a vision inspired by the founders' roots in theater, where sound and light come together to create transformative experiences, RAIL embodies the perfect balance of aesthetics and performance. It's a solution for the spaces of tomorrow, where design and technology converge to deliver unmatched sensory experiences.

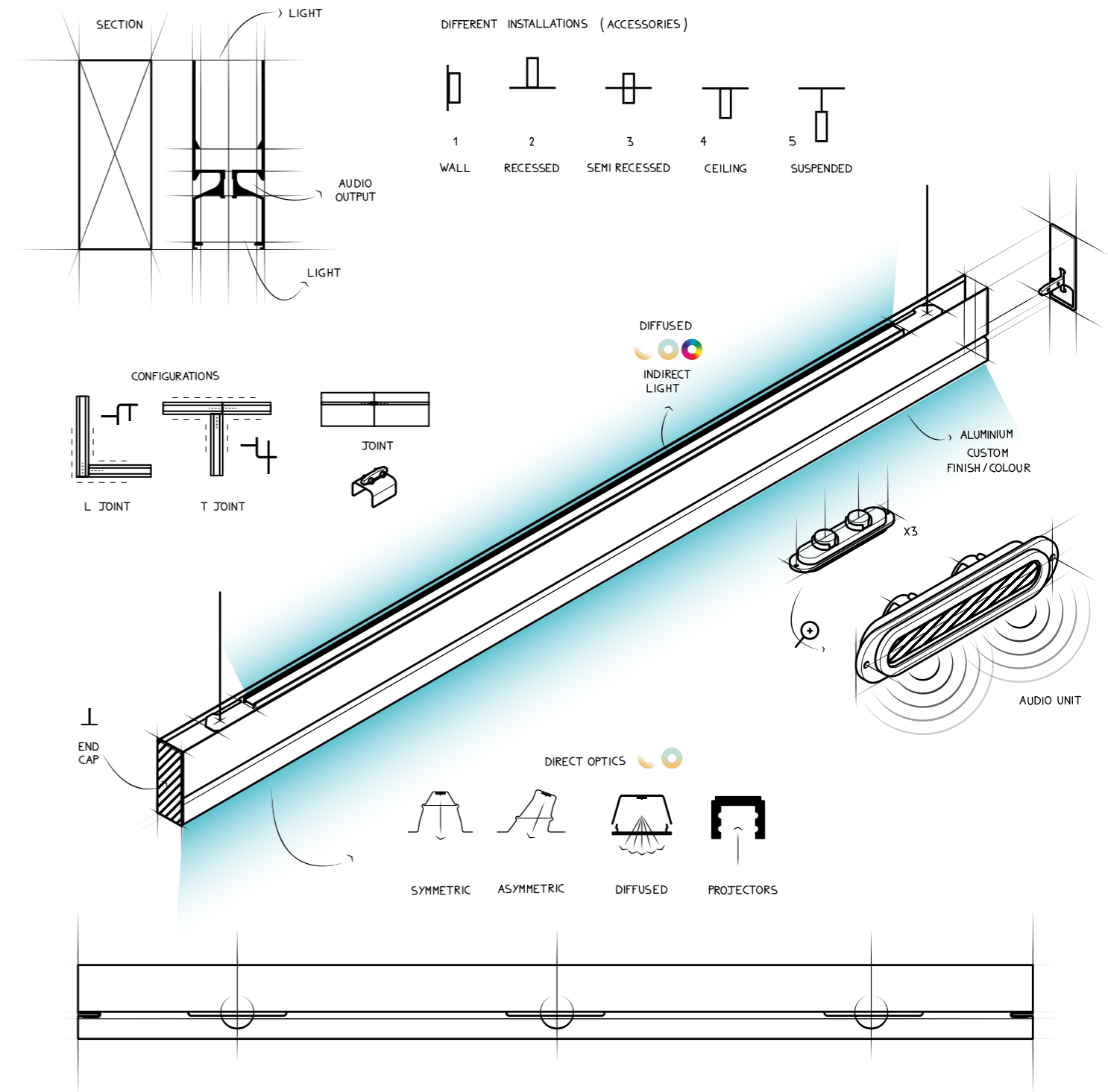


rail  AUDIO & LIGHT


The LIGHTING power of SOUND

RAIL is the visionary product born from KSCAPE's imagination, merging K-ARRAY's advanced audio technology with the incredible power of light.

Rail System




Rail System




← → DIMENSION:

Rail: 1190x 92x 35 mm
 3,9x 0,3x 0,11 ft
 Almost the height of an apple

 AUDIO:

Standalone Rail: with full-range preset, for a uniform and balanced background audio

Rail with subwoofer: with mid-high range preset, for a more pronounced audio response and higher sound pressure levels (dB), providing depth and character to the sound

 LIGHT:

The pleasure of using and combining the right light with 3 different optics:

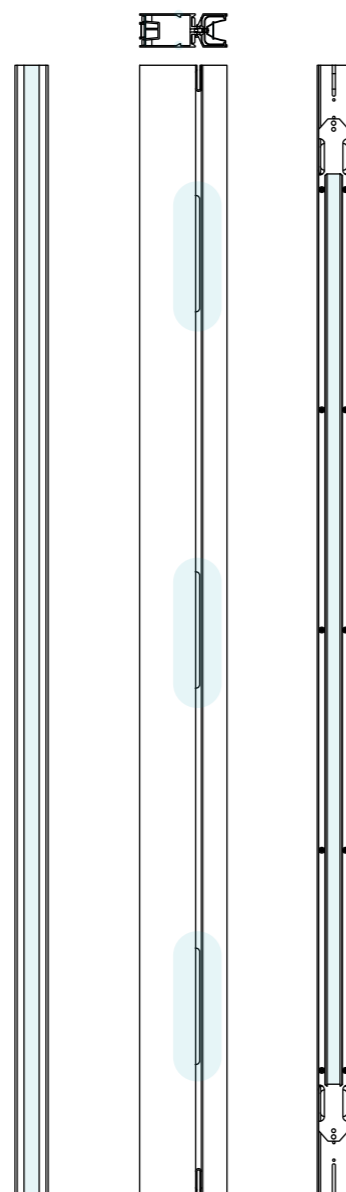
- **Symmetric** for precision
- **Diffused** for uniformity
- **Asymmetric** for focusing

Plus the option with **Electrified Track** and projectors

 UNIQUE DESIGN

Rail is the ideal system for any space where architecture, sound and light are essential elements.

APPLICATIONS:





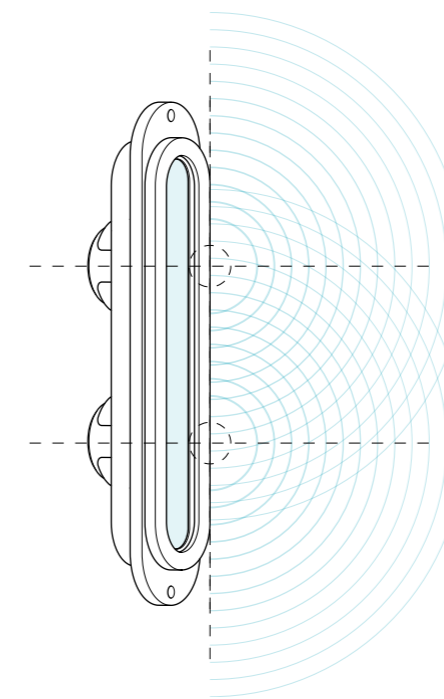
“When looking at it, it’s almost unbelievable that such great sound can come from such a thin and unassuming piece. The kitchen is the heart of the home, [...] sound and light are a large part of that, and an effective combination is paramount”

Stefan T Sybydlo

Owner of Bulthaup Toronto



Audio speaker

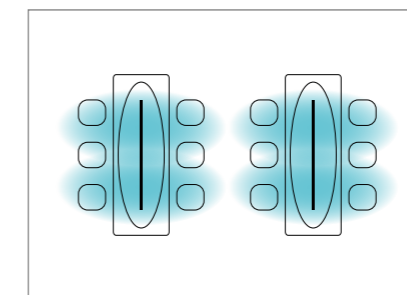
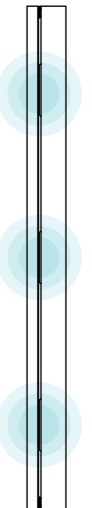


← → **DIMENSION:**

Single unit: 142x 30x 26,5 mm
 Neodymium magnet transducers:
 3 x 1"x 5" with 0.65" voice coil

🔊 **AUDIO:**

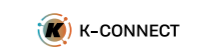
Rated power: 75W peak
 Maximum SPL: 97dB peak
 with dedicated preset
 Nominal Impedance: 48Ω
 Frequency response:
 60 Hz-20Hz (-6 dB) full range preset
 @ 84dB max SPL
 200Hz-20Hz (-6dB) w/subwoofer
 preset @ 97dB max SPL



≡ UNIFORM AND CONTINUOUS
 SOUND EMISSION

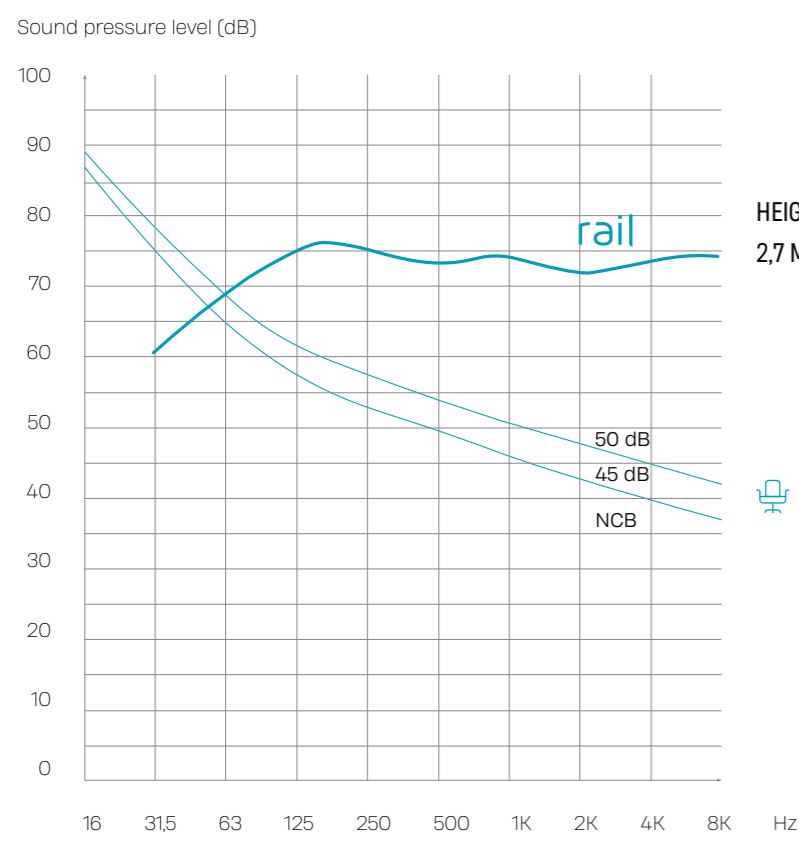
Coverage: V:10° H:110° (rail unit in
 vertical position)

AUDIO CONTROL



Corporate

NCB Balanced Noise Criteria (ANSI S12.2)



HEIGHT:
2,7 M



Find out our Corporate Brochure application!

SPECIFICATIONS

Measured curve in open field
RAIL preset: Full range
The recommended installation height can be adjusted to accommodate the architectural structure of the space.


In a corporate environment, where background sounds include conversations, keyboard typing, mouse clicks, and calls throughout the day, ambient noise levels typically range between 45 and 50 dB.

The RAIL system is ideal for masking this background noise with background music (BGM), thanks to its

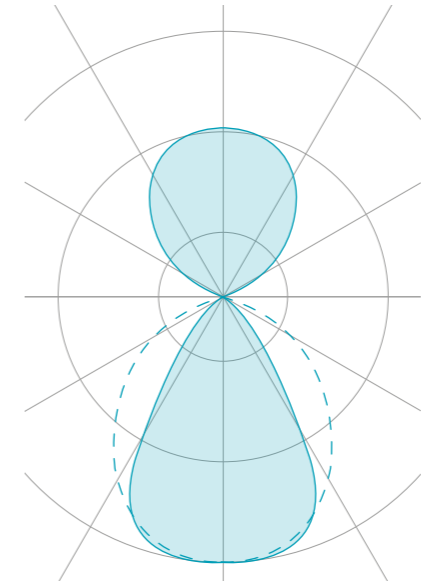
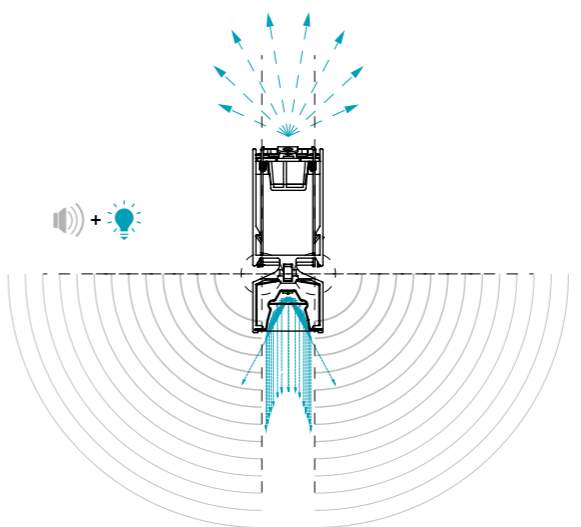
relatively linear frequency response, which positions it an average of 15 dB above the ambient noise level.

This provides sufficient dynamic range to adjust the music perception from an unobtrusive background level to entertainment music that fully masks the background noise, enhancing the overall listening experience.



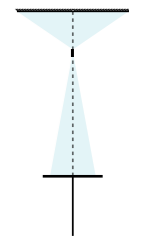


Symmetric Optic



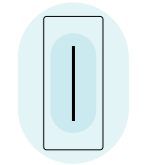
INDIRECT: DIFFUSED OPTIC

3000K: 1649lm@19W 100% led on
 TW: 2464lm@30W 100% led on
 RGBTW: 2415lm@54W 100% led on



DIRECT: SYMMETRIC OPTIC

3000K: 4053lm@41W 100%led on
 TW: 3699lm@37W 100% led on



 The right comfort for the CORPORATE spaces

The symmetric optic has been meticulously designed to provide optimal lighting for work activities, effectively reducing eye strain and preventing headaches and visual discomfort.

LIGHT CONTROL

24V ⚡ 48V ⚡  CASAMBI



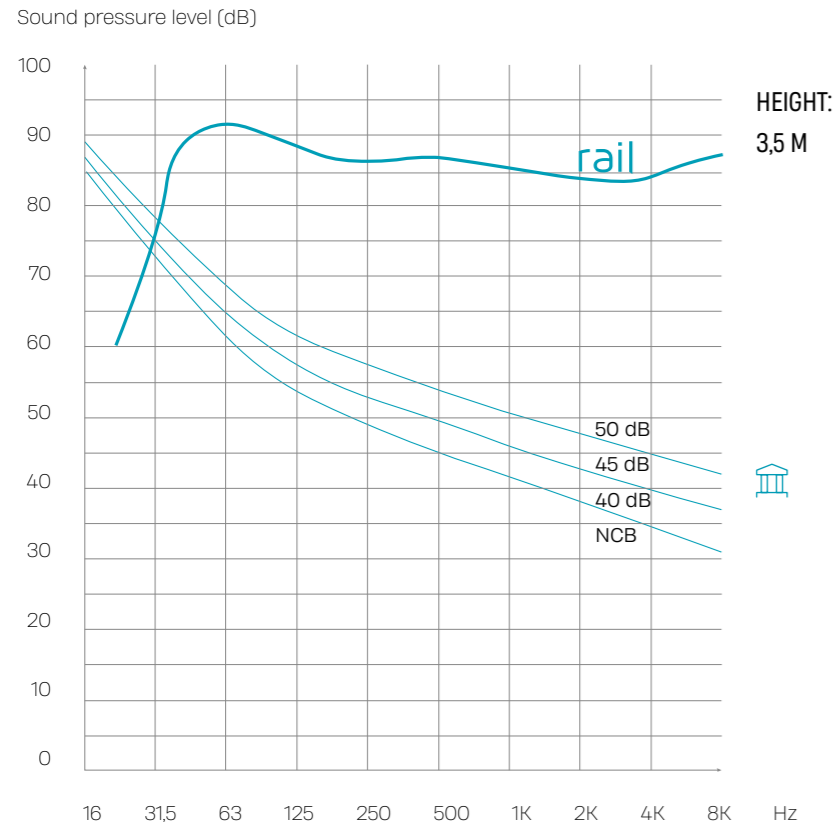
“Introducing a ceiling grid of KSCOPE RAIL elements allowed us to bring lighting and audio into play whilst reducing visible systems and maintaining the utilitarian aesthetic”

Christopher Lee

Partner at Model Practice

Museum & Exhibition

NCB Balanced Noise Criteria (ANSI S12.2)



 Find out our Visitor Attractions Brochure application!

SPECIFICATIONS

Measured curve in open field
RAIL preset: Mid-high range + KU44
The recommended installation height can be adjusted to accommodate the architectural structure of the space.

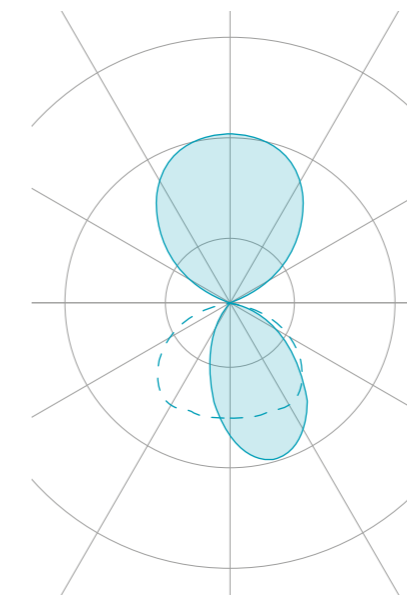
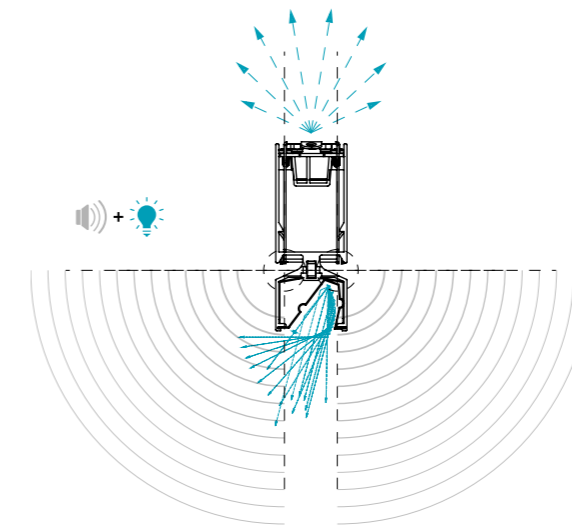
Background noise in a **museum** setting is generally low, with people moving, speaking quietly, and observing exhibits in respectful silence. However, the **RAIL system** goes beyond simply delivering background music to enhance the visitor experience; it is also a versatile tool for transmitting multimedia content that enriches and complements exhibitions as well as any service communications.

To optimize the quality of the audio experience, the **RAIL system** is paired with **K-ARRAY subwoofers**, which extend and complete the system's frequency response. In this configuration, the system is optimized to achieve higher sound pressure levels, averaging around 85-90 dB, making it a versatile and scalable solution that can be adapted to multiple uses.



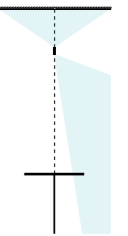


Asymmetric Optic



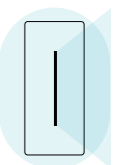
INDIRECT: DIFFUSED OPTIC

3000K: 1649lm@19W 100% led on
 TW: 2464lm@30W 100% led on
 RGBTW: 2415lm@54W 100% led on



DIRECT: ASYMMETRIC OPTIC

3000K: 3948lm@41W 100%led on
 TW: 3316lm@36W 100% led on



Crucial for MUSEUMS AND EXHIBITIONS

Choosing the right beam angle in museums is crucial for precisely directing light onto artworks without causing glare or illuminating unwanted areas. It accentuates the intricate details and textures of the exhibits, enhancing the viewer's experience and appreciation of the art.

LIGHT CONTROL

24V ⚡ 48V ⚡  CASAMBI



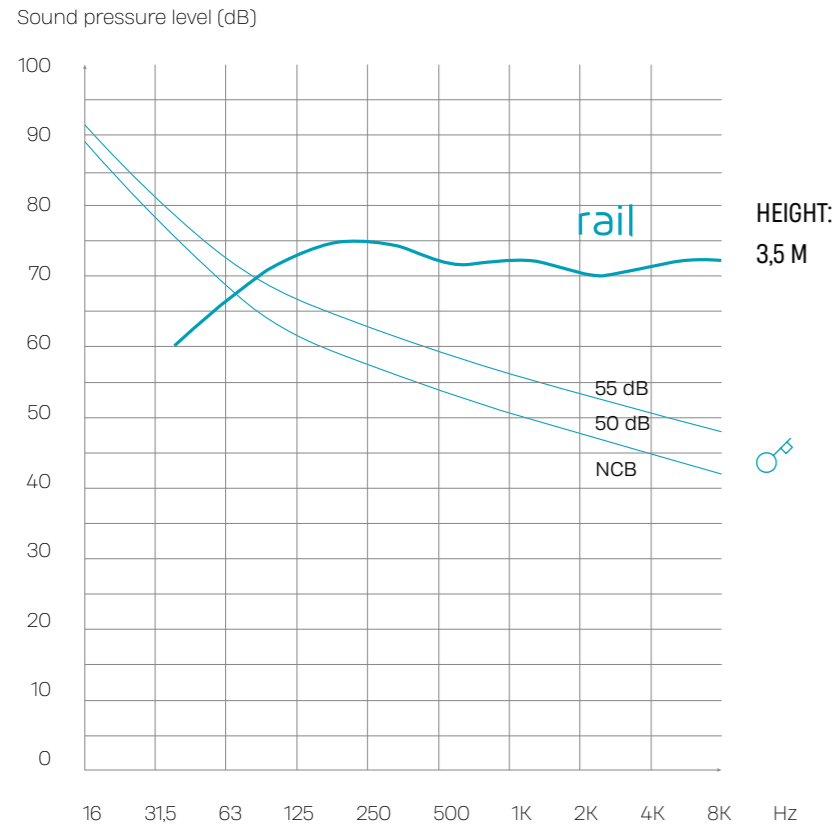
“Investing in technology that not only makes life easier but makes my employees notice the details is what I want to achieve and more from my lighting and audio solution in the workplace”

Barbara Ricchi

Owner, Giorgio linea

Hotel & Resort

NCB Balanced Noise Criteria (ANSI S12.2)



Find out our Hospitality & Leisure Brochure application!


SPECIFICATIONS

Measured curve in open field
RAIL preset: Full range
 The recommended installation height can be adjusted to accommodate the architectural structure of the space.

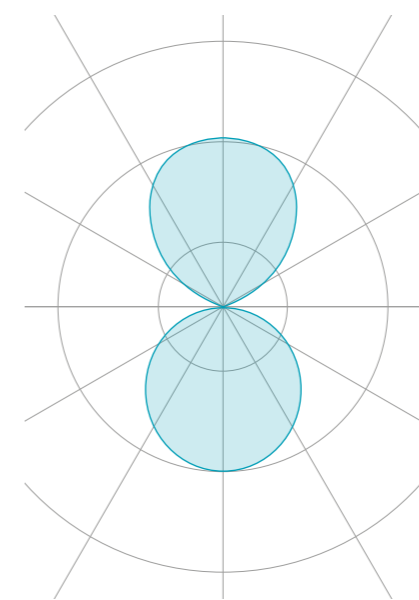
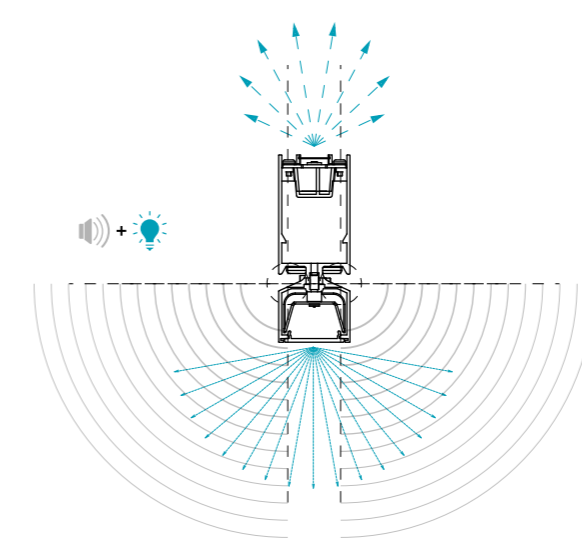
In **hospitality** environments, acoustic characteristics must strike an ideal **balance** between a **sense of well-being** and the **ability to engage in pleasant conversation**. This balance is essential to provide guests with a comfortable and enjoyable experience, where **sound quality** is a **key aspect of the overall comfort of the environment**. For this reason, the RAIL system has been proposed in a **Full Range** version.

This configuration makes it **ideal for background music (BGM)** playback, combining the ability to direct sound towards the listening area with a full-range response. The sound pressure level generated averages around 70 dB, which is **ideal for covering the typical background noise** of these spaces, creating a pleasant and relaxing atmosphere without compromising conversation quality.



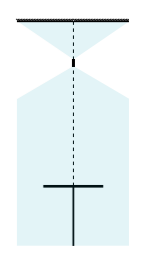


Diffused Optic



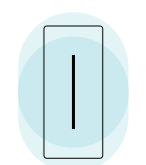
INDIRECT: DIFFUSED OPTIC

3000K: 1649lm@19W 100% led on
 TW: 2464lm@30W 100% led on
 RGBTW: 2415lm@54W 100% led on



DIRECT: DIFFUSED OPTIC

3000K: 1847lm@41W 100%led on
 TW: 1587lm@36W 100% led on



🔑 Designed for **HOSPITALITY**
 to create the perfect mood

A diffused optical system ensures the ability to create the desired atmosphere, **intimate and welcoming**, improving the mood and perception of the space, making it more inviting and comfortable.

LIGHT CONTROL

24V ⚡ 48V ⚡  



**"The quality of light is striking
and instantly noticeable.
[...] Words can't capture it
it simply has to be experienced!"**

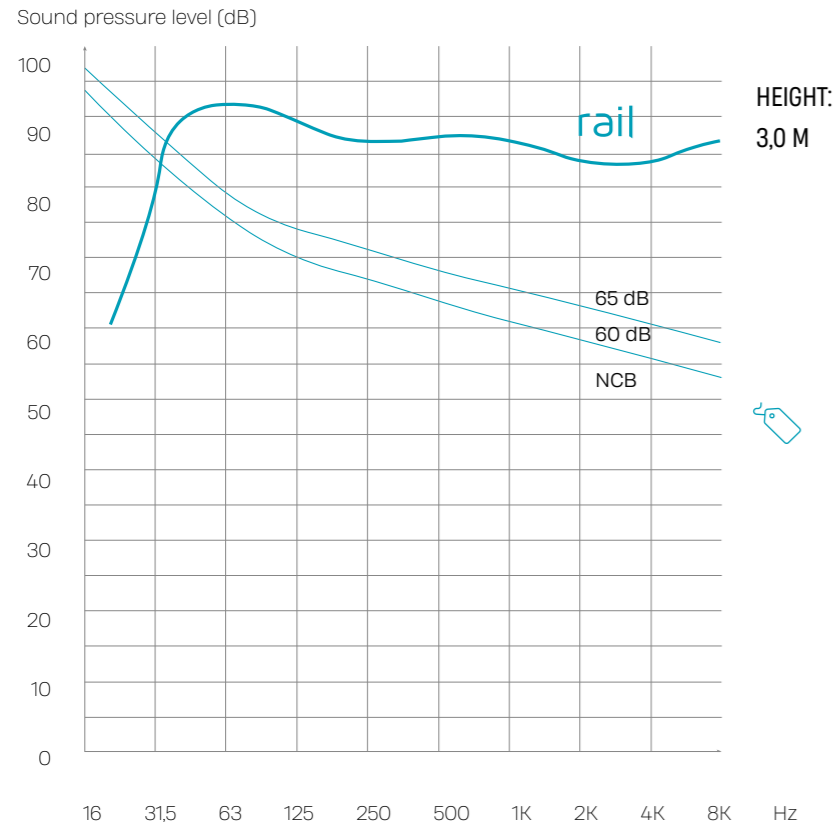
Rusty Waite

President K-array USA



Retail

NCB Balanced Noise Criteria (ANSI S12.2)



Find out our Retail Brochure application!

SPECIFICATIONS

Measured curve in open field
RAIL preset: Mid-high range + KU26
 The recommended installation height can be adjusted to accommodate the architectural structure of the space.

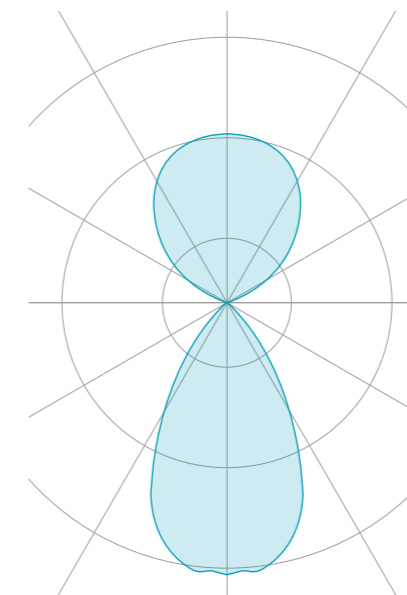
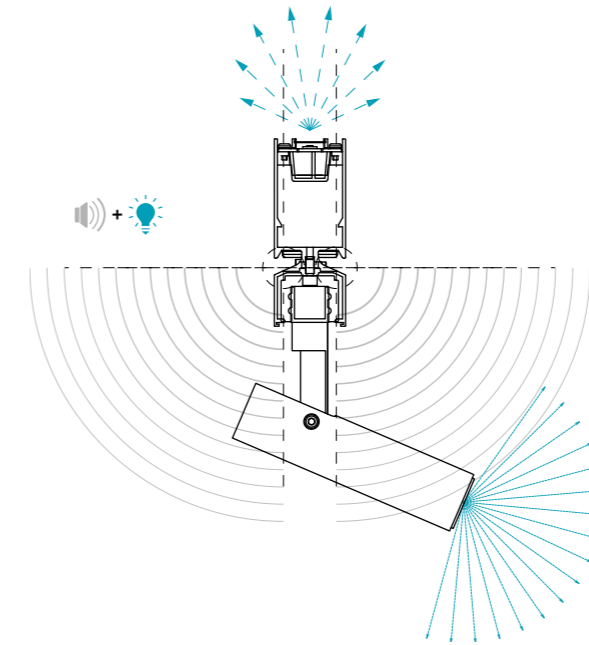
In retail environments, an audio-lighting system must offer maximum flexibility to adapt to the space's diverse needs. Just as lighting flexibility is ensured by using projectors that can be easily positioned and repositioned based on the setup, the audio system must also be equally versatile. In a retail context, the space can be used both as a shopping experience, with comfortable background music (BGM), and as an event space, where the audio system's performance must ensure that the

music is engaging and immersive. To meet both needs, the RAIL system has been designed to integrate with subwoofers, making it more versatile and adaptable to specific requirements. This approach allows for greater creative freedom in sound distribution, enabling the system to switch effortlessly from low-volume background music to more powerful and impactful audio for events or presentations



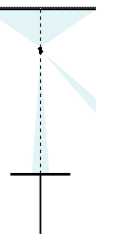


Track Ready



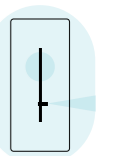
INDIRECT: DIFFUSED OPTIC

3000K: 1649lm@19W 100% led on
 TW: 2464lm@30W 100% led on
 RGBTW: 2415lm@54W 100% led on



DIRECT: PROJECTORS

Lumen, CCT and consumptions depend on the projectors



 The track ready embodies flexibility in RETAIL spaces

Tracks and projectors facilitate the creation, shaping and adaptation of light according to displayed items, effectively highlighting key products. This flexibility fosters an engaging atmosphere and enhances the customer experience, making the store more inviting and interactive.

LIGHT CONTROL

24V ⚡ 48V ⚡  




“The idea we could combine both audio at such a high level and high quality light ticked all the boxes and we were really impressed with the results, it works effortlessly with our technology”

Irene Morinelli

Technical Marketing Director

Custom colors

Each space has a unique and distinctive character. The option to customize the color of the RAIL system allows these features to be highlighted and enhanced, harmoniously integrating with the aesthetic and atmosphere of each environment. This customization option transforms the RAIL system into an element that is not only functional but also decorative, helping to create truly tailored spaces that reflect the vision and style of those who inhabit and design them.



MADE OF ALUMINUM:

-  LIGHTWEIGHT
-  RESISTANT
-  DURABLE

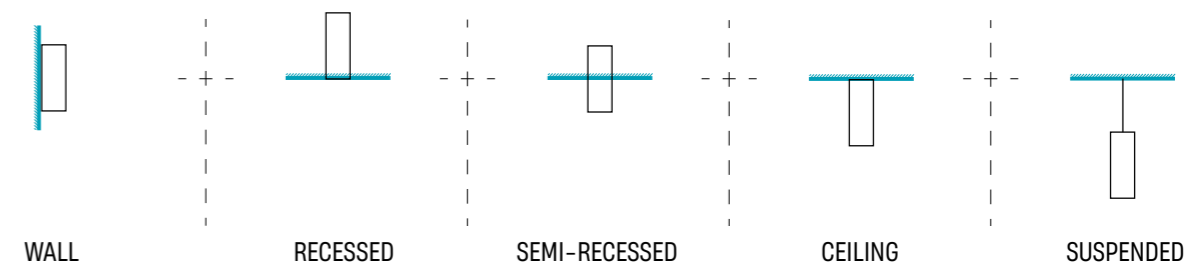


Easy to install

And even easier to adapt

RAIL, as a highly **versatile system**, offers a complete range of **installation solutions** to adapt to any type of environment. The options range from the simplest, such as **suspended or ceiling-mounted installations**, to more specific ones, like **wall-mounted** installation, and more complex integrated solutions, such as **recessed or semi-recessed** installations. Each installation type comes with the necessary **accessories** to ensure a **flawless setup**. For suspension, two types of accessories are available:

single cable and double cable, to be selected based on specific requirements. The ceiling-mounted setup includes an accessory that supports both standalone and continuous line configurations. Recessed and semi-recessed mounting options are also available, featuring outer casings for standalone or continuous line arrangements, enabling the creation of seamless light lines.



Enjoy trying out
our configurator



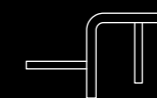
Create your configuration

ACCESSORIES

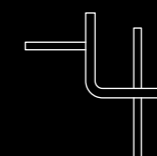
Not just a line, but a combination of shapes, achievable through mechanical joints, making RAIL perfect for adapting to any space.



END CAP



L JOINT



T JOINT





"We wanted to honour the shape of the space, so opted for RAIL arranged diagonally in the lounge and reception area. This mirrors the shape of the external wall, something you cannot ordinarily do when designing lighting in an office space"

Kristina VanderBrink

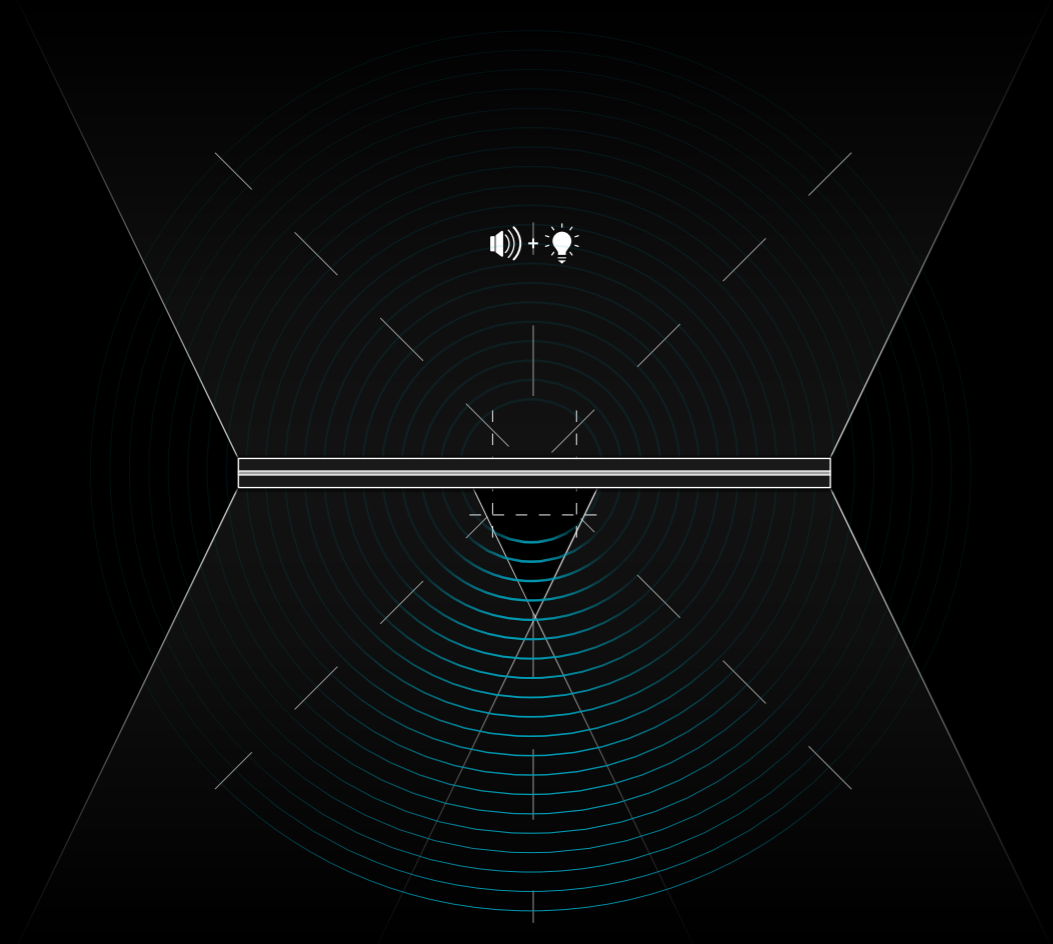
Southeast Regional Sales Director at Pavion



rails

ESCAPE





Rail S System

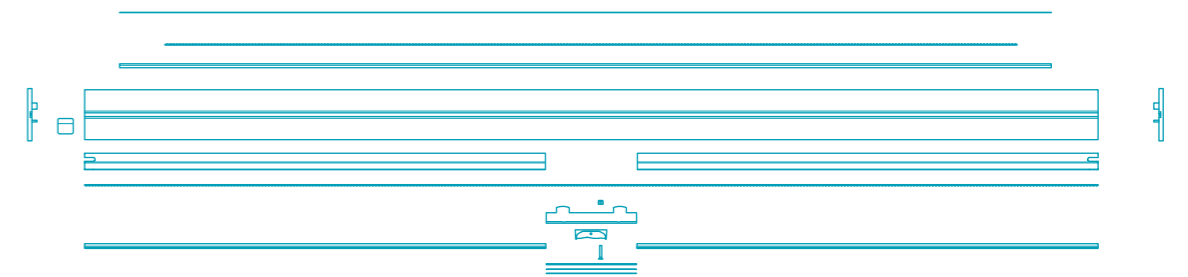
where audio meets light

RAIL S was born from the vision to blend KSCAPE's innovative technology with the sleek forms of modern design. Technology doesn't have to feel cold or purely functional, it can be beautiful, intuitive and timeless. RAIL S exemplifies this balance, where advanced audio capabilities meet minimal, refined aesthetics.

The K-array logo, prominently placed at the center of the grille, draws attention to the compact yet powerful woofer, reinforcing the brand's commitment to precision

and innovation. Every detail, from its clean lines to its seamless intersections, reflects a design philosophy that prioritizes purity and unmistakable identity.

RAIL S delivers more than exceptional sound; it offers unparalleled visual comfort through its innovative lighting. Ideal for environments where well-being and regulatory compliance are essential, RAIL S ensures that comfort is never compromised, whether in sound, light or design.

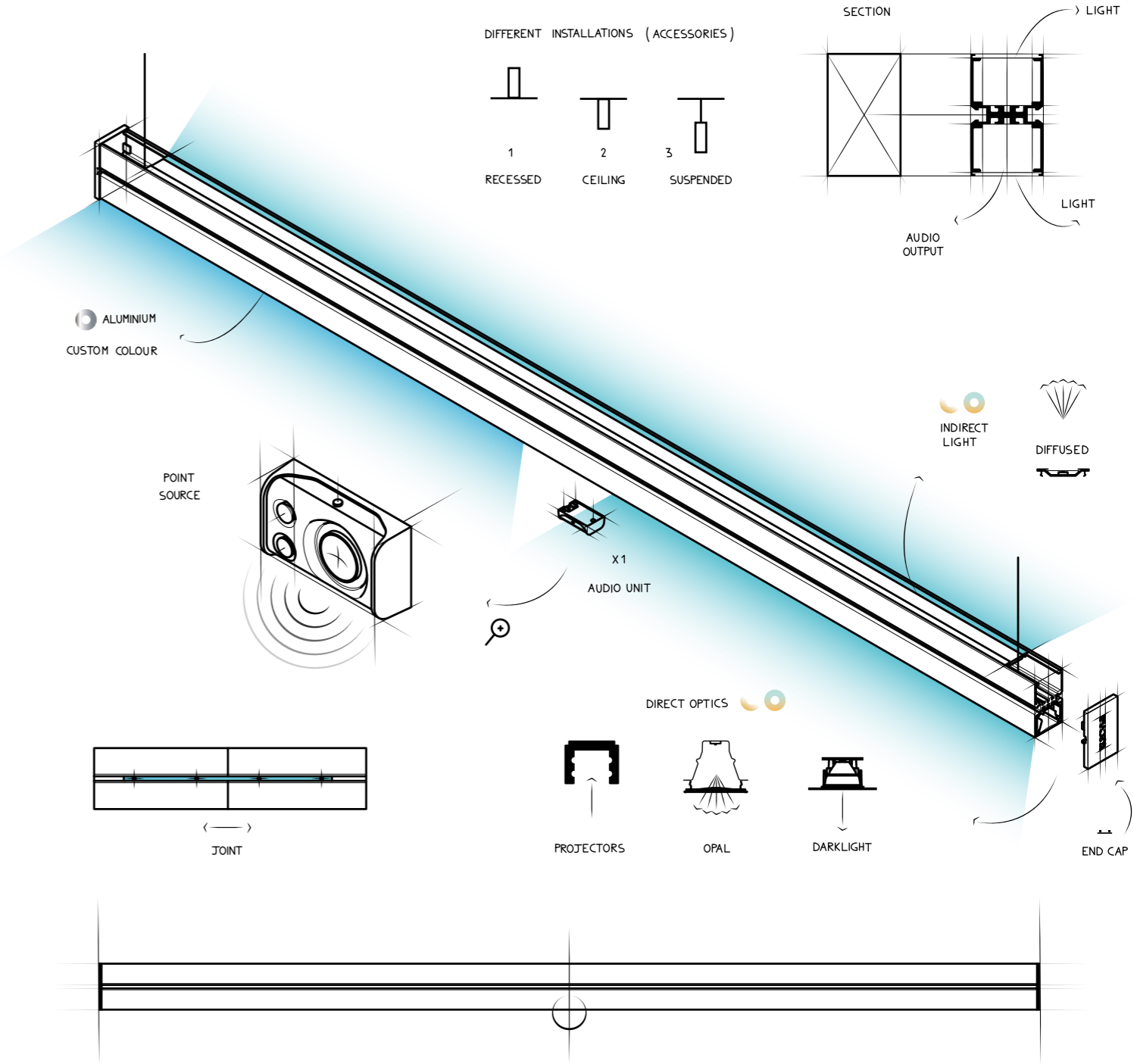


rail s  AUDIO & LIGHT

The DESIGN that INSPIRES and CAPTIVATES.

The clean, linear, and timeless design of RAIL S perfectly combines high-performance lighting technology with state-of-the-art audio. Two powerful elements, one elegant form.

Rail S System





Rail S System



← → DIMENSION:

Rail: 1190x 59x 35 mm
 3,9x 0,19x 0,11 ft
 Almost the height of an apple

🔊 AUDIO:

RAIL S with subwoofer:
 It is the ideal solution for spaces where high-quality background music playback is essential. This combination ensures a rich and balanced sound experience, perfectly suited to creating an immersive and enjoyable atmosphere

☀️ LIGHT:

Focusing on lighting comfort and precision, RAIL S can use 2 optics:

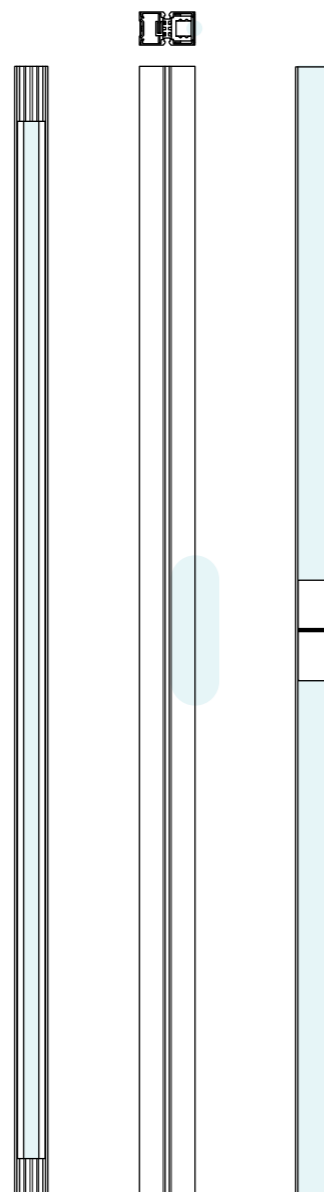
- Darklight for extreme comfort
- Opal for a softer light effect

Additionally, there's the option for an Electrified Track with projectors

★ UNIQUE & MINIMAL DESIGN

RAIL S combines extraordinary technical features with a refined architectural aesthetic, making it ideal for environments where design is a key element.

APPLICATIONS:





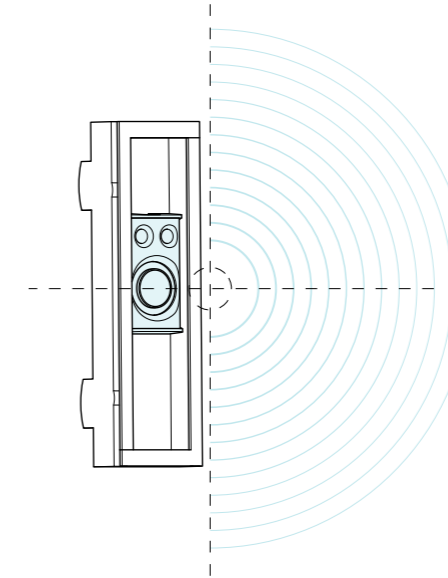
“Creating a more compact product that could seamlessly combine light and audio was a complex challenge. We explored new solutions and conducted extensive researches [...] We’re also very pleased with the results achieved in both lighting and acoustic”

Martino Ignesti

K-array Architect and Mechanical Designer



Audio speaker

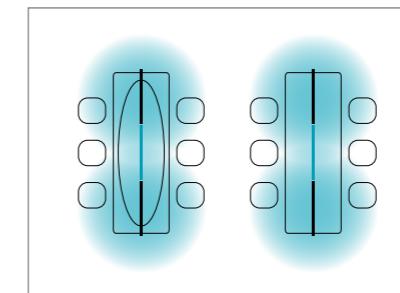
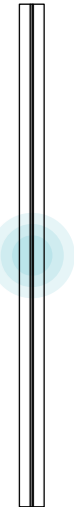


← → DIMENSION:

Unit: 22x 37x 11 mm
Neodymium magnet woofer: 1x 0.5"

🔊 AUDIO:

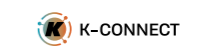
Rated power: 3.5W
Maximum SPL: 86 dB (peak)
Nominal Impedance: 16 Ω
Frequency response:
500Hz - 18kHz (-6dB)



FLAWLESS SOUND, IMMERSIVE
COVERAGE EVERYWHERE

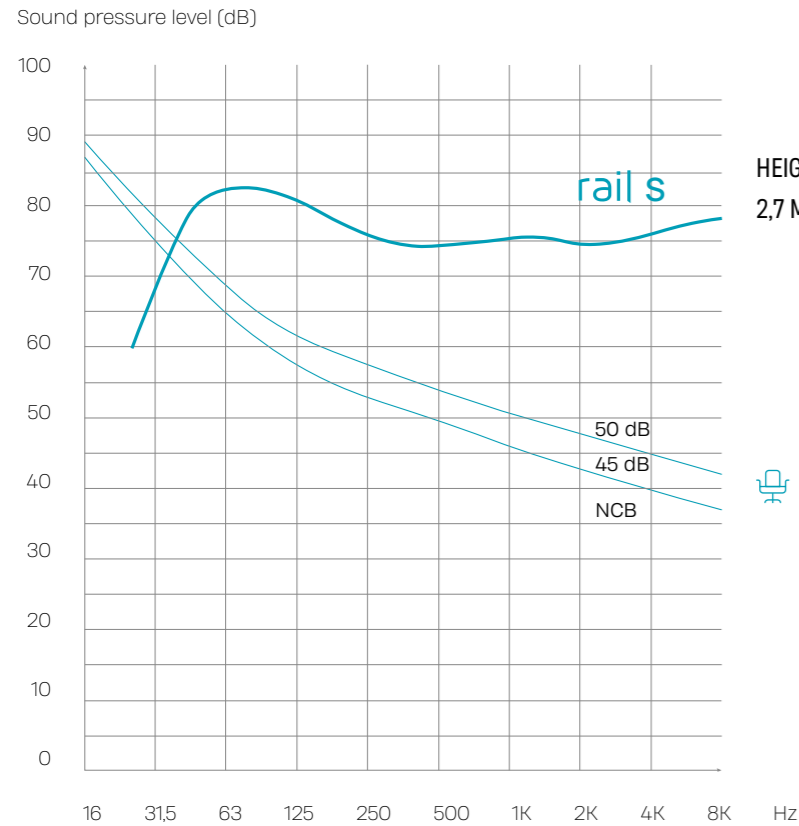
Coverage: V:140° H:140°

AUDIO CONTROL



Corporate

NCB Balanced Noise Criteria (ANSI S12.2)



Find out our Corporate Brochure application!


SPECIFICATIONS

Measured curve in open field
 RAIL preset: Mid-high range + KU44
 The recommended installation height can be adjusted to accommodate the architectural structure of the space.

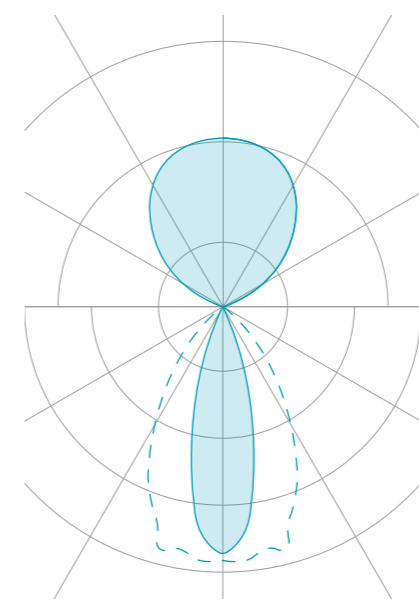
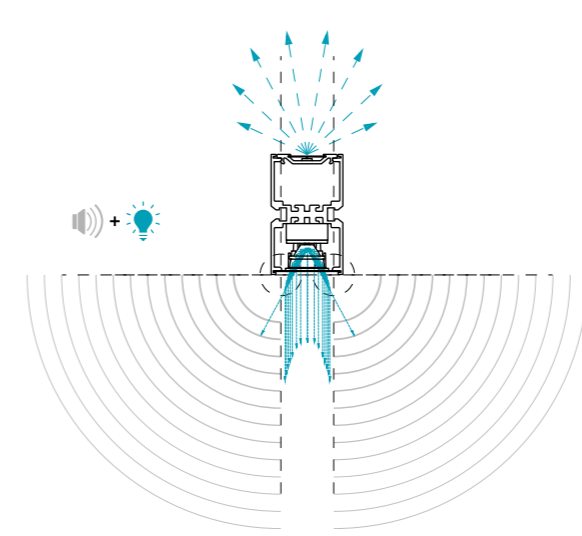
Offices are spaces that, while not particularly noisy, have a constant background of sounds like conversations, keyboard typing, and everyday worker activities. The RAIL S system, combined with K-ARRAY's subwoofers precisely frequency balanced, is an ideal solution for ensuring optimal acoustic comfort in these environments.

Designed to fit into the space without dominating it, RAIL S provides a balanced, subtle sound presence that effectively covers background noise and improves the space's livability with a natural and enjoyable acoustic experience.



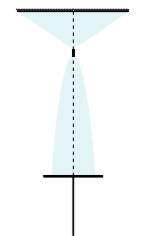


Darklight Optic



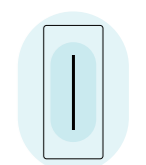
INDIRECT: DIFFUSED OPTIC

3000K: 1649lm@19W 100% led on
 TW: 1656lm@22W 100% led on



DIRECT: DARKLIGHT OPTIC

3000K: 2440lm@33W 100% led on
 TW: 2231lm@40W 100% led on



 An optic defined by precision, perfect for CORPORATE.

Designed to ensure optimal visual comfort in corporate environments, where **light precision and uniform illumination are essential** for productivity. Performance is its second name.

LIGHT CONTROL

24V ⚡ 48V ⚡  



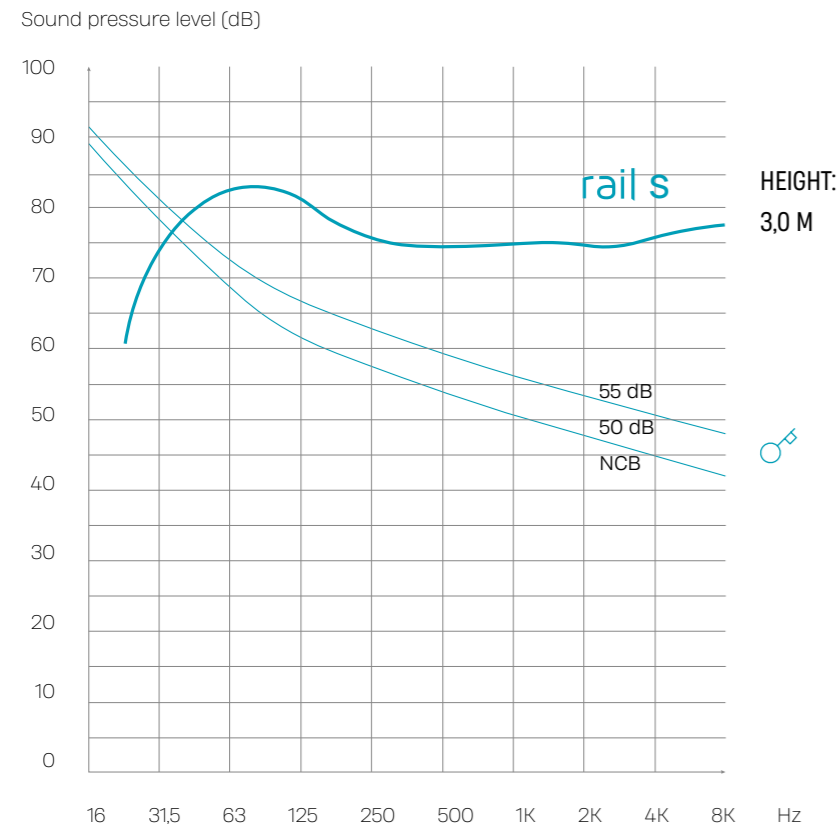
"KSCAPE has provided a unique experience for our employees and customers where we can tune into meetings easily."

Kenji Yamabe

Audio-Technica General Manager

Hotel & Resort

NCB Balanced Noise Criteria (ANSI S12.2)



 Find out our Hospitality & Leisure Brochure application!


SPECIFICATIONS

Measured curve in open field
RAIL preset: Mid-high range + KU26
 The recommended installation height can be adjusted to accommodate the architectural structure of the space.

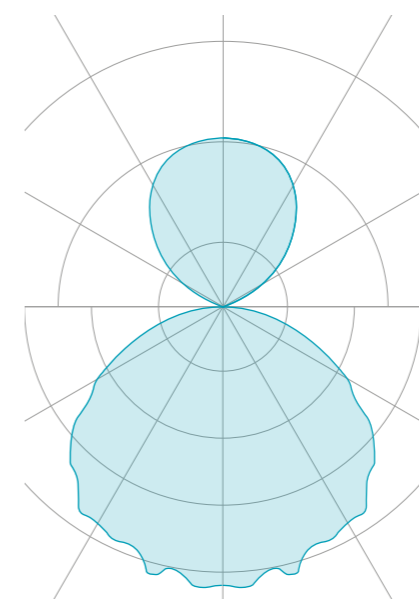
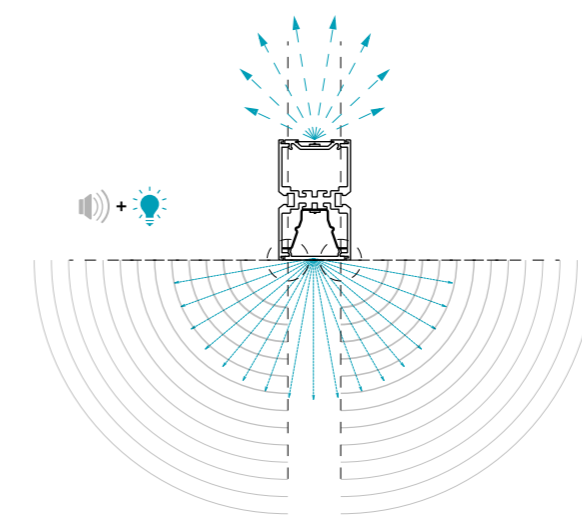
In hospitality spaces such as hotels, restaurants, and bars, we are often surrounded by various sources of noise: music, conversations, and environmental sounds. While some of these sounds can contribute to creating a lively atmosphere, an excess of noise can compromise the quality of the customer experience, interfering

with communication and comfort. Effective acoustic control, which requires attention both in space design and in product selection, such as **RAIL S** combined with subwoofers, is essential to improve the environment and ensure an optimal and enjoyable experience for guests.



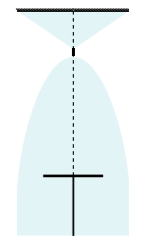


Opal Optic



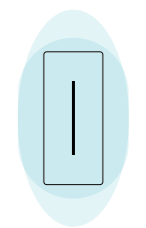
INDIRECT: DIFFUSED OPTIC

3000K: 1649lm@19W 100% led on
 TW: 1656lm@22W 100% led on



DIRECT: OPAL OPTIC

With audio
 3000K: 2724lm@37W 100%led on
 TW: 2300lm@32W 100% led on
Without audio
 3000K: 2998lm@41W 100% led on
 TW: 2518lm@36W 100% led on



 **Soft, enveloping light for a WELCOMING ATMOSPHERE.**

The Opal optic spreads light broadly and softly, reducing contrasts and creating a gentle illumination. It produces a delicate, enveloping light free from glare or distracting reflections, helping to generate a welcoming and relaxing environment.

LIGHT CONTROL

24V ⚡ 48V ⚡  



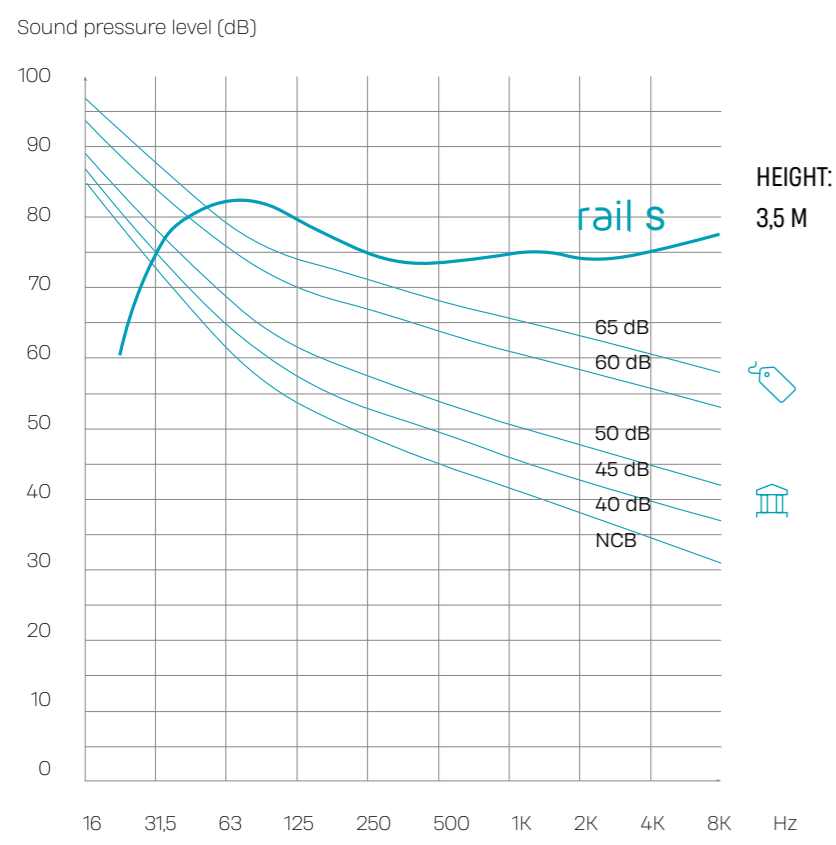
"A soft and enveloping light can transform the perception of the spaces we inhabit every day. This is why the RAIL S opal was developed, to ensure the highest level of visual comfort and livability"


Fiorella Riccardi

KSCAPE Product Manager

Museum + Retail

NCB Balanced Noise Criteria (ANSI S12.2)

 Find out our Retail Brochure application!


 Find out our Visitor Attractions Brochure application!

SPECIFICATIONS

Measured curve in open field
 RAIL preset: Mid-high range
 + KU26
 The recommended installation height can be adjusted to accommodate the architectural structure of the space.

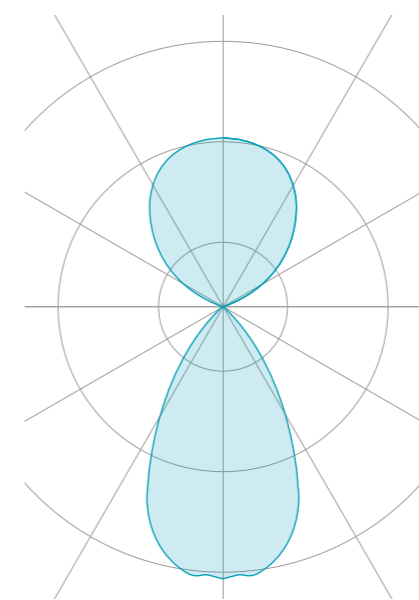
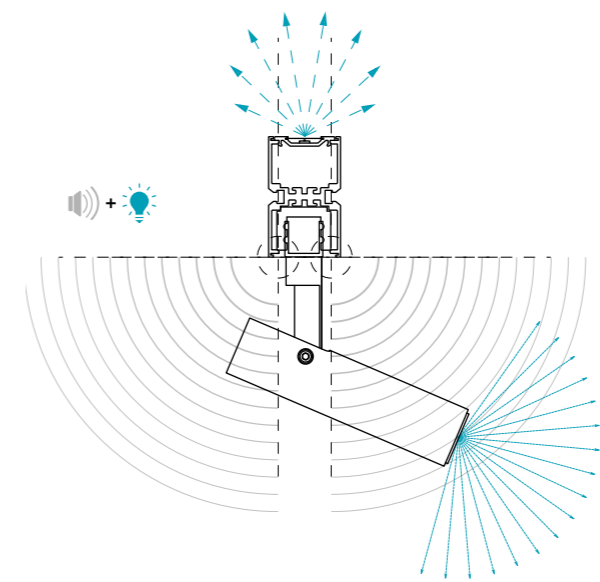
Background noise in retail environments is a sensory distraction that can negatively impact the customer shopping experience, influencing their decisions and purchasing behavior. A well-designed environment, where background noise is effectively controlled, enhances

customer engagement and brand perception. Rail S, combined with the perfectly balanced performance of a KU26 or any other K-ARRAY subwoofer, creates an optimal sound atmosphere, ensuring a unique and immersive shopping experience.



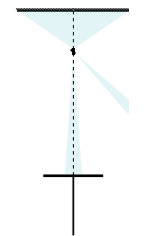


Track ready



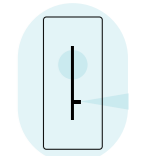
INDIRECT: DIFFUSED OPTIC

3000K: 1649lm@19W 100% led on
 TW: 1656lm@22W 100% led on



DIRECT: PROJECTRS

Lumen, CCT and consumptions depend on the projectors



 Shaping the light, defining the space. Perfect for MUSEUM, EXHIBITION AND RETAIL.

They require **maximum flexibility**, as the environment is constantly evolving. RAIL S TRACK READY perfectly embodies this need, offering the ability to move, orient, and adjust the projectors according to the specific requirements of the space, easily adapting to changes and new configurations.

LIGHT CONTROL

24V ⚡ 48V ⚡  CASAMBI




“Rail S emerges as the natural evolution of our drive to continuously create something new and surprising, perfectly aligned with KSCAPE’s futuristic vision”

Nicola Pieri

K-array Research & Development Director

Custom colors


With its streamlined and elegant profile, RAIL S is the ideal solution for high-end architectural spaces. The ability to customize finishes is essential, allowing the product's design to integrate naturally with the space's aesthetic.



MADE OF ALUMINUM:

 LIGHTWEIGHT

 RESISTANT

 DURABLE

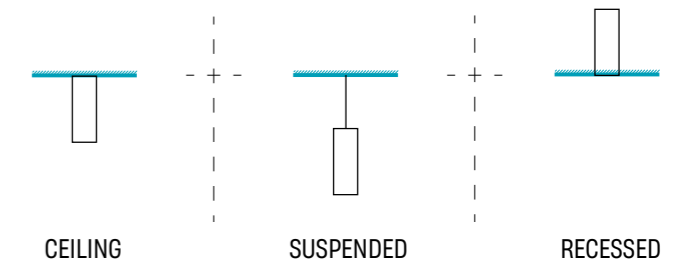


User-friendly installation

S also stands for simple

The versatility of RAIL S is also expressed through its various installation options. **Suspended**, to adapt to any height and highlight each environment with soft, diffused indirect lighting. **Ceiling-mounted**, to elegantly dominate the space in a discreet yet functional manner. **Recessed**, to seamlessly blend with the environment, positioned flush with the ceiling as if it had been designed alongside the space, rather than added later. The linear connections of RAIL S are not hidden; on the

contrary, like every distinctive detail of this product, they are visible and contribute to the design that sets this system apart. These thin yet **incredibly robust aluminum** lines not only connect the individual RAIL S units, creating **endless configurations of technology**, but they can also become a signature feature. **They can be customized with different colors** from the body, offering the possibility to tailor them to the specific design of any space and make them truly unique.



Enjoy trying out
our configurator





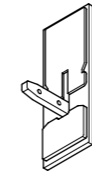
“We worked together with KSCAPE to find a way to reduce the technology on the ceiling, therefore minimising aesthetic distractions while providing the technology required to deliver an optimum video conferencing performance”

Jacques Bennett

JLL Dsign Director

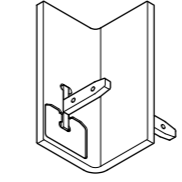


Accessories



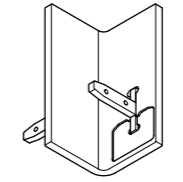
END CAP X1
End Cap

- RTW
- RTB
- RTX



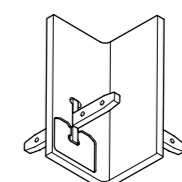
L JOINT CONNECTION RIGHT SIDE
Mechanical Connector

- RTLDXW
- RTLDXB
- RTLDXX



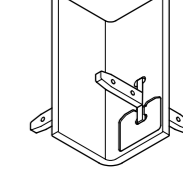
L JOINT CONNECTION LEFT SIDE
Mechanical Connector

- RTLSXW
- RTLSXB
- RTLSXX



T JOINT CONNECTION RIGHT SIDE
Mechanical Connector

- RTTDXW
- RTTDXB
- RTTDXX

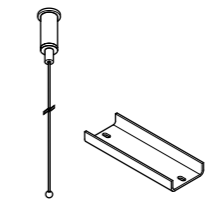


T JOINT CONNECTION LEFT SIDE
Mechanical Connector

- White RTTSXW
- Black RTTSXB
- Custom RAL RTTSXX

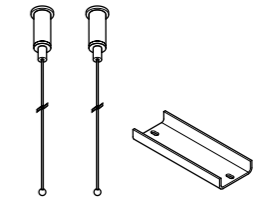
LEGEND

- White
- Black
- Steel
- Custom



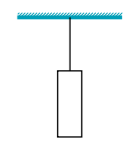
SUSPENSION X1
Suspended mounting kit

- PEN1-120

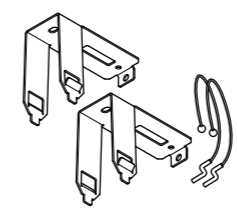


SUSPENSIONS X2
Suspended mounting kit

- PEN2-120

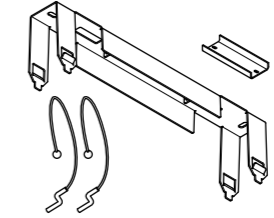


Suspended installation



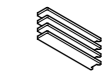
TERMINAL POINT
Ceiling mounting kit

- PLA1-120



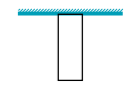
MIDDLE POINT
Ceiling mounting kit

- PLA2-120



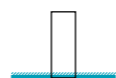
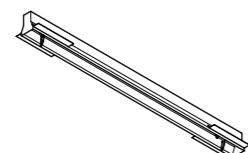
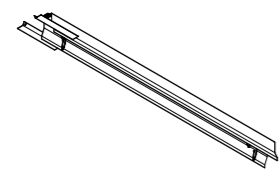
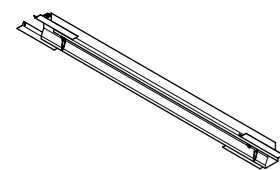
EXTRACTOR TOOL

- EXT-01



Ceiling installation

Rail System



Recessed installation

TERMINAL POINT
Insertion box

- HS-FL-ED-120-W
- HS-FL-ED-120-B
- HS-FL-ED-120-X

MIDDLE POINT
Insertion box

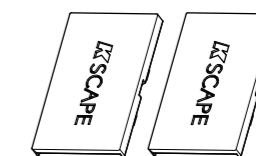
- HS-FL-MI-120-W
- HS-FL-MI-120-B
- HS-FL-MI-120-X

STANDALONE
Insertion box

- HS-FL-ST-120-W
- HS-FL-ST-120-B
- HS-FL-ST-120-X

EXTRACTOR TOOL

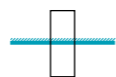
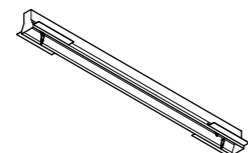
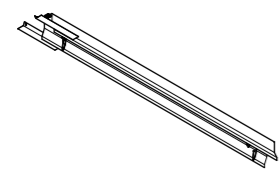
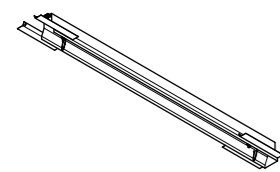
- EXT-01



Caps

END CAPS X2
End Caps

- RS12TW
- RS12TB
- RS12TX



Semi Recessed

TERMINAL POINT
Insertion box

- HS-SF-ED-120-W
- HS-SF-ED-120-B
- HS-SF-ED-120-X

MIDDLE POINT
Insertion box

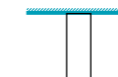
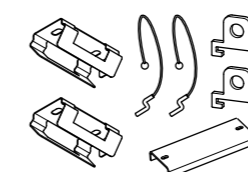
- HS-SF-MI-120-W
- HS-SF-MI-120-B
- HS-SF-MI-120-X

STANDALONE
Insertion box

- HS-SF-ST-120-W
- HS-SF-ST-120-B
- HS-SF-ST-120-X

EXTRACTOR TOOL

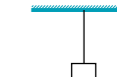
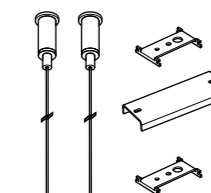
- EXT-01



Ceiling installation

BRACKETS X2
Ceiling mounting kit

- RS12-PLA2

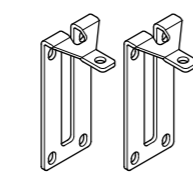


Suspended installation

SUSPENSIONS X2
Suspended mounting kit

- RS12-PEN2

Rail System

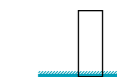
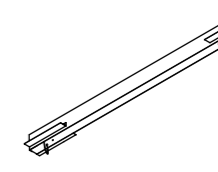
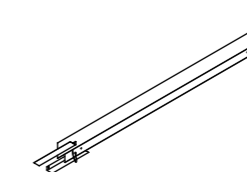
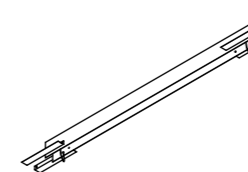


Wall installation

BRACKETS X2
Wall mounting kit

- APP-120
- APP-120-B
- APP-120-X

Rail S System



Recessed installation

TERMINAL POINT
Insertion box

- RS12-HS-FL-ED-W
- RS12-HS-FL-ED-B
- RS12-HS-FL-ED-X

MIDDLE POINT
Insertion box

- RS12-HS-FL-MI-W
- RS12-HS-FL-MI-B
- RS12-HS-FL-MI-X

STANDALONE
Insertion box

- RS12-HS-FL-ST-W
- RS12-HS-FL-ST-B
- RS12-HS-FL-ST-X



Audio ecosystem

Structure

How to integrate KSCAPE in the K-array ecosystem


KSCAPE products must be connected to the amplifiers of the K-ARRAY Kommander series for audio playback. Each amplifier in the Kommander-KA line is fully equipped with all the necessary configurations to drive any K-ARRAY passive loudspeaker, ensuring the maximum power output for each channel. Among the products

in the KSCAPE range, ****RAIL**** can be used either as a standalone device, directly connected to the amplifier, or in combination with a K-ARRAY subwoofer. In contrast, ****RAIL S**** must always be paired with a subwoofer to ensure full frequency coverage for an optimal audio experience.

	Rail S	Rail	KU26*/44	KTR24/25	KTR26
OHM	16	48	8	4	2
KA02 50W@4Ω	4	not recommended (more than 6 dB loss)	2 not full power (-3dB to -6dB)	2 (2ch PBTL9)	1 (2ch PBTL9)
KA04/ KA18 150W@4Ω	4	12 not full power (-3dB to -6dB)	2	1	x high risk to damage the speakers
KA14/ KA28 600W@2Ω	8	24 not full power (-3dB to -6dB)	4	2	1
KA34/ KA68 750W@4Ω	4	12	2	1	x high risk to damage the speakers

● OPTIMAL CONFIGURATION

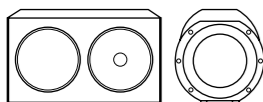
*preset natural



Amplifier by K-array

Amplifiers are mandatory to drive the loudspeakers. This is a dedicated selection for KSCAPE. For more information, please visit www.k-array.com

	Amplifier	DSP	Analog IN	Power OUT	Power Rating	Color	L*W*H (mm)	CE
KA02	Kommander	yes	4	4	50W@4Ω	●	219x45,5x170	yes
KA04	Kommander	yes	4	4	150W@4Ω	●	219x46x320	yes
KA14 I	Kommander	yes	4	4	600W@2Ω	●	430x87x430	yes
KA18	Kommander	yes	8	8	150W@4Ω	●	430x87x430	yes
KA28	Kommander	yes	8	8	600W@2Ω	●	430x87x430	yes
KA68	Kommander	yes	8	8	750W@4Ω	●	430x87x430	yes




Subwoofer by K-array

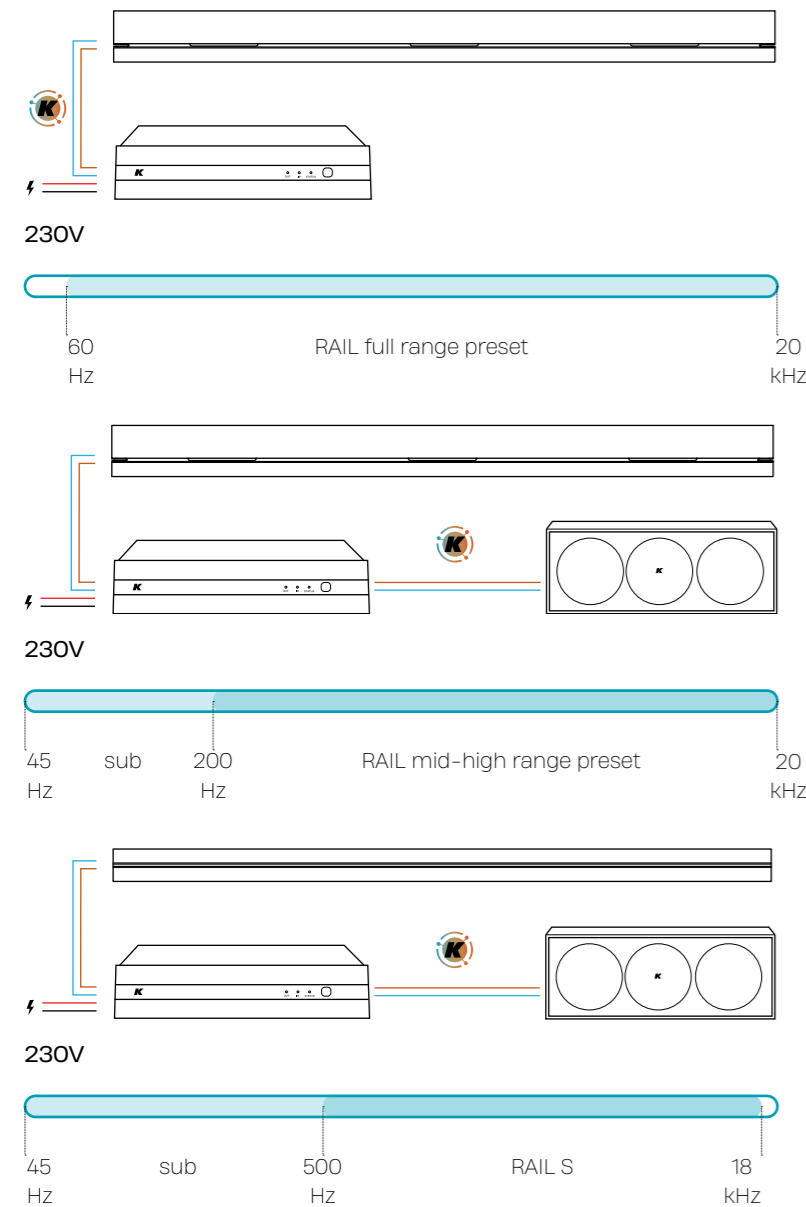
Subwoofers are optional for RAIL, but mandatory for RAIL S. This is a dedicated selection for KSCAPE. For more information, please visit www.k-array.com

	Sub	Frequency range	Specifics	Color	W*H*D (mm)	CE
KTR24	Truffle	45-150/500 Hz	4Ω with passive 2x4" woofers	●	122x117x199	yes
KTR25	Truffle	45-150 Hz	4Ω with passive 2x5" woofers	●	152x147x258	yes
KTR26	Truffle	45-150 Hz	2Ω with passive 2x6" woofers	●	182x176x341	yes
KU44 I	Rumble	45-150/500 Hz	2x4" woofers+ 2x4" passive radiators	●	500x116x100	yes
KU44W I	Rumble	45-150/500 Hz	2x4" woofers+ 2x4" passive radiators	○	500x116x100	yes
KU26	Rumble	45-150/500 Hz	6" woofer+ 6" passive radiator	●	350x180x118	yes
KU26W	Rumble	45-150/500 Hz	6" woofer+ 6" passive radiator	○	350x180x118	yes

ACCESSORIES	K-WF44	● Frame for recessed KU44	K-WF26	● Frame for recessed KU26
	K-WF44W	○ Frame for recessed KU44	K-WF26W	○ Frame for recessed KU26



Technical data

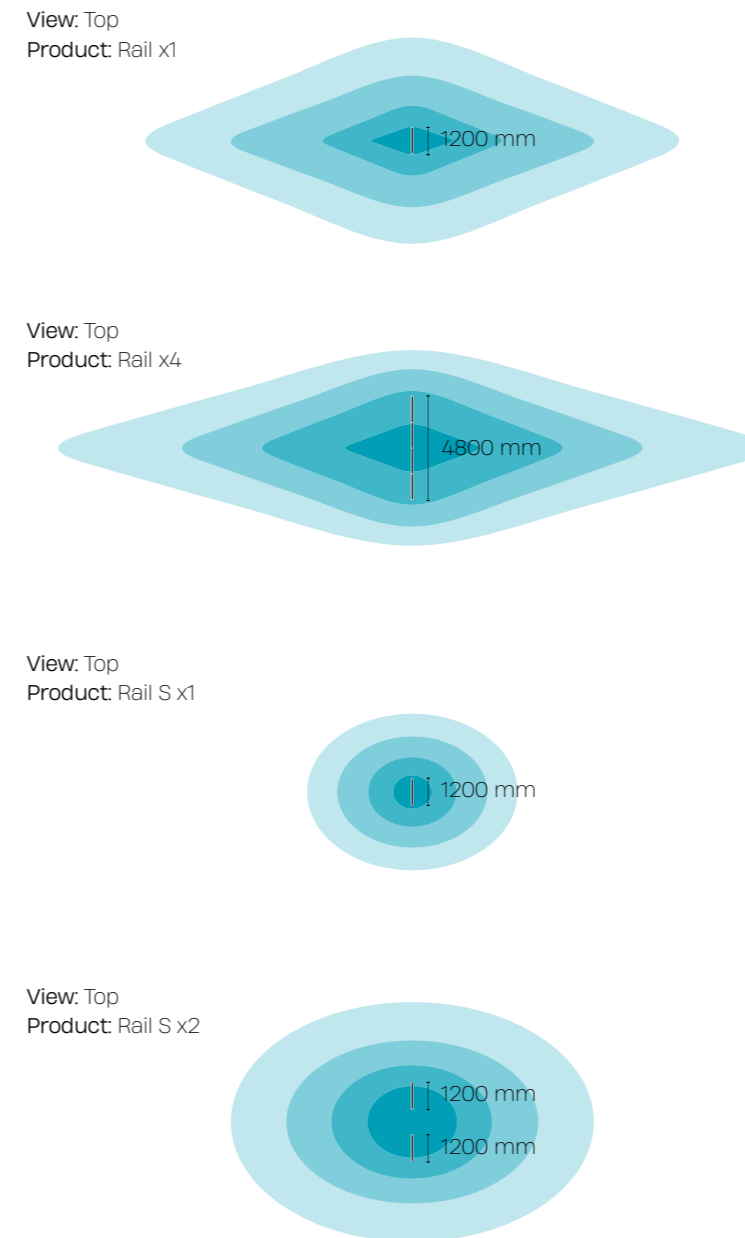


RAIL:
 Full range preset
 Type: Distributed Point source
 Transducers: 3 x 1"x 5" neodymium magnet transducers with 0.65" voice coil
 Frequency Response: 60 Hz – 20 kHz (-6 dB)
 Rated Power: 75W peak
 Max SPL: 84 dB (peak)
 Coverage: V: 10° | H: 140°
 Nominal Impedance: 48 Ω

RAIL
 Mid-high range preset+ sub
 Type: Distributed Point source
 Transducers: 3 x 1"x 5" neodymium magnet transducers with 0.65" voice coil
 Frequency Response: 200 Hz – 20 kHz (-6 dB)
 Rated Power: 75W peak
 Max SPL: 97 dB (peak)
 Coverage: V: 10° | H: 140°
 Nominal Impedance: 48 Ω

RAIL S
 Mid-high range preset+ sub
 Type: Point source
 Transducers: 1x0.5" neodymium magnet woofers
 Frequency Response: 500Hz - 18kHz (-6dB)
 Rated Power: 3,5W
 Max SPL: 86 dB (peak)
 Coverage: V: 140° | H: 140°
 Nominal Impedance: 16 Ω

Coverage



RAIL SINGLE SOURCE

The sound coverage of RAIL is characterized by an extremely wide dispersion transversely to the product and a very narrow dispersion longitudinally, making it similar to a **small line array**. This configuration makes it particularly suitable for spaces where **sound needs to be focused on a specific area**, ensuring a targeted distribution and minimizing sound dispersion.

LINE OF 4 RAIL

In spaces such as corridors or long, narrow areas, the RAIL structure provides **uniform sound coverage**, focusing the sound on the desired area with its **wide horizontal dispersion and narrow longitudinal dispersion**, minimizing interference with other zones. For full and even coverage, simply install RAIL in continuous lines, placing multiple units along the area to be covered.

SINGLE SOURCE RAIL S

Rail S features a compact yet highly efficient audio source, capable of providing **wide and uniform sound coverage with a dispersion angle of 140° both horizontally and vertically**. This ensures consistent sound distribution throughout the space. With a maximum sound pressure level of 86 dB, Rail S is ideal for environments that demand excellent performance in background music playback.

2X RAIL S

Thanks to its **wide sound coverage**, RAIL S is ideal for spaces where **uniform audio distribution** is required, while **reducing the number of audio sources needed**. It is not necessary to position them in a line; **you can alternate RAIL S with audio and non-audio models**, providing a flexible and efficient solution that optimizes both installation and sound distribution.

Software suite



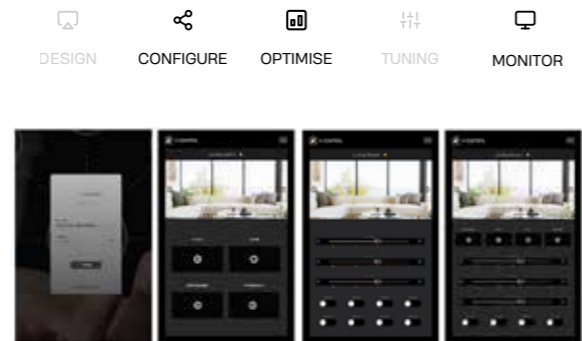
WEB APP The structure

Built into the device through K-array's proprietary OS (osKar), accessible from any browser (via mobile, tablet or PC), K-array's versatile Web App offers users access to all system features and full control over DSP functions, including signal routing, equalization, delay, pre-sets and operating system parameters.



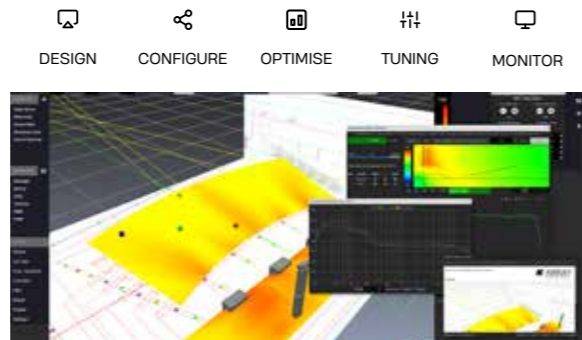
K-CONTROL The interface

The advanced native control system app, for seamless K-array system management, integrates like a smart home control software. Providing complete command over any other device through REST API and customizable, it offer sophisticated audio management: volume, source selection, amplifier adjustment.



K-FRAMEWORK 3D The design















Powerful, all-in-one 3D modelling software for all your advanced acoustic design need. Supporting system designers and acoustic consultants to simulate sound performance across every application, offering efficient solutions for optimal loudspeaker configurations



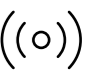


Light control

Choose your system

- ON/ OFF 
- COLOR TEMPERATURE 
- TUNABLE 
- LIGHT COLOR 
- GROUPING 
- SCENES 
- GALLERY 
- ANIMATIONS 
- SUNRISE & SUNSET 
- CALENDAR & TIMER 
- OCCUPANCY SENSOR 
- DAYLIGHT SENSOR 
- CONTROL HIERARCHY 
- GATEWAY 

To fully experience our spaces, it's not only important to select the right products; it's also essential to establish an **effective lighting hierarchy through precise control of lighting fixtures**. Creating a control structure that aligns with the specific needs of the space is therefore fundamental.



KSCAPE products offer various lighting control options to ensure maximum flexibility and customization in lighting:

On/ off ON/OFF STANDARD

 DALI CONTROL

 CASAMBI BLUETOOTH

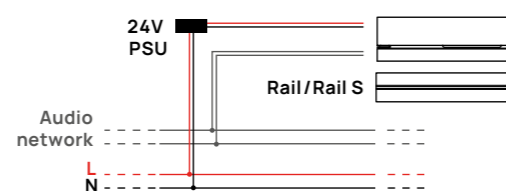
24/48 V

RAIL and RAIL S are low-voltage systems that can be powered externally via 24V or 48V Power Supplies. The use of an external driver provides customers with flexibility in choosing the most suitable power solution. The KSCAPE catalog includes recommended drivers for optimal connection with RAIL and RAIL S systems.

When selecting Power Supplies, please consider:
Power type: Power Supplies must be constant voltage.
Capacity: Ensure they are sized to support the total consumption of connected devices, guaranteeing reliable and continuous performance.
Protection Class: Class II

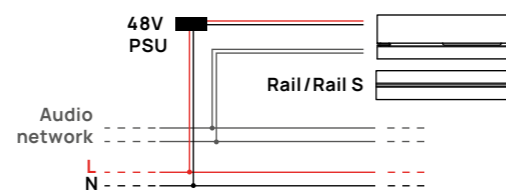
POWER SUPPLY





Code	Class	IP	Driver	L*W*H (mm)	CV	Certification
S-AL150-24	II	67	100W	190x52x37	24V	cRUus; CE
S-AL150-24	II	67	150W	219x63x35,5	24V	cRUus; CE
S-AL200-24	II	67	200W	244x71x37,5	24V	cRUus; CE
S-AL240-24	II	67	240W	244x71x37,5	24V	cRUus; CE
S-AL300-24	II	67	300W	246x77x39,5	24V	cRUus; CE






POWER SUPPLY

Code	Class	IP	Driver	L*W*H (mm)	CV	Certification
S-AL100-48	II	67	100W	190x52x37	48V	cRUus; CE
S-AL150-48	II	67	150W	219x63x35,5	48V	cRUus; CE
S-AL200-48	II	67	200W	244x71x37,5	48V	cRUus; CE
S-AL240-48	II	67	250 W	244x71x37,5	48V	cRUus; CE



- RAIL 24V ⚡ On/off  ▲
- RAIL 48V ⚡ On/off  ▲
- RAIL S 24V ⚡ On/off  ▲
- RAIL S 48V ⚡ On/off  ▲

MAIN DIFFERENCES BETWEEN 24V AND 48V

-  Energy efficiency
-  Cables lenght
-  Current intensity

48V systems allow for the use of longer cables without significant voltage drop, making them ideal for larger installations.

24V systems are often preferred for simpler applications or where higher electrical safety is required, since the lower voltage is considered less hazardous.



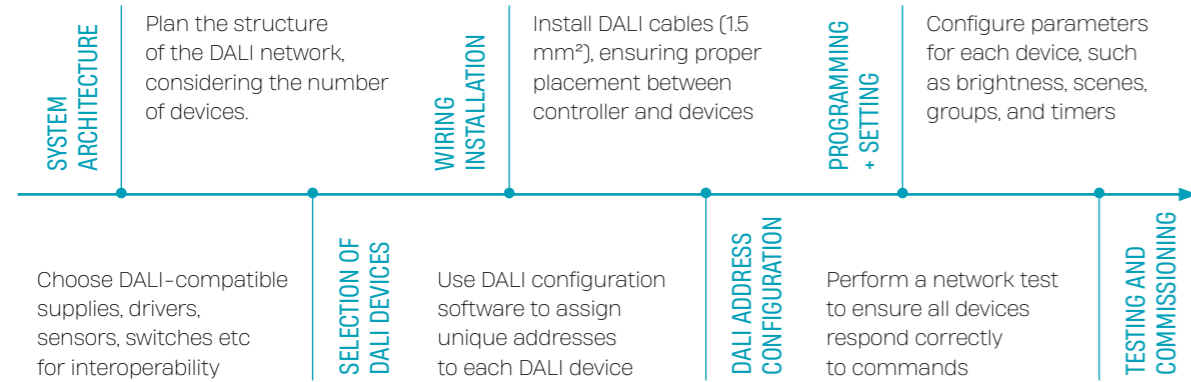
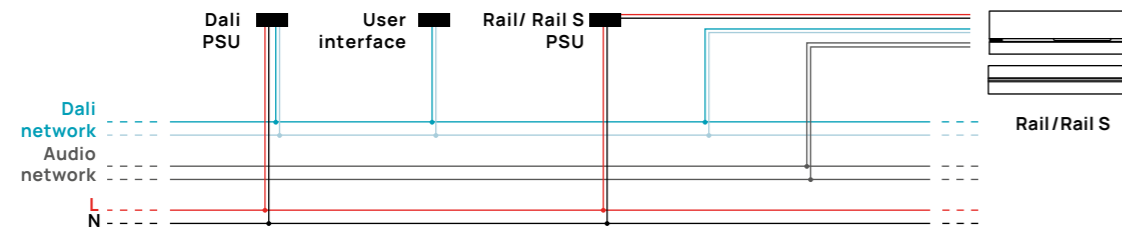
Dali

The DALI system is a **digital interface standard** compliant with CEI EN62386, ensuring interoperability between electronic drivers from different manufacturers and allowing individual control of lighting fixtures via unique driver addresses. It operates through a two-wire bus that transmits digital messages and can address up to 64 drivers per DALI line. Its features:

- Simple wiring (1.5 mm² cable)
- No polarity requirement (DA1 and DA2)
- Centralized control

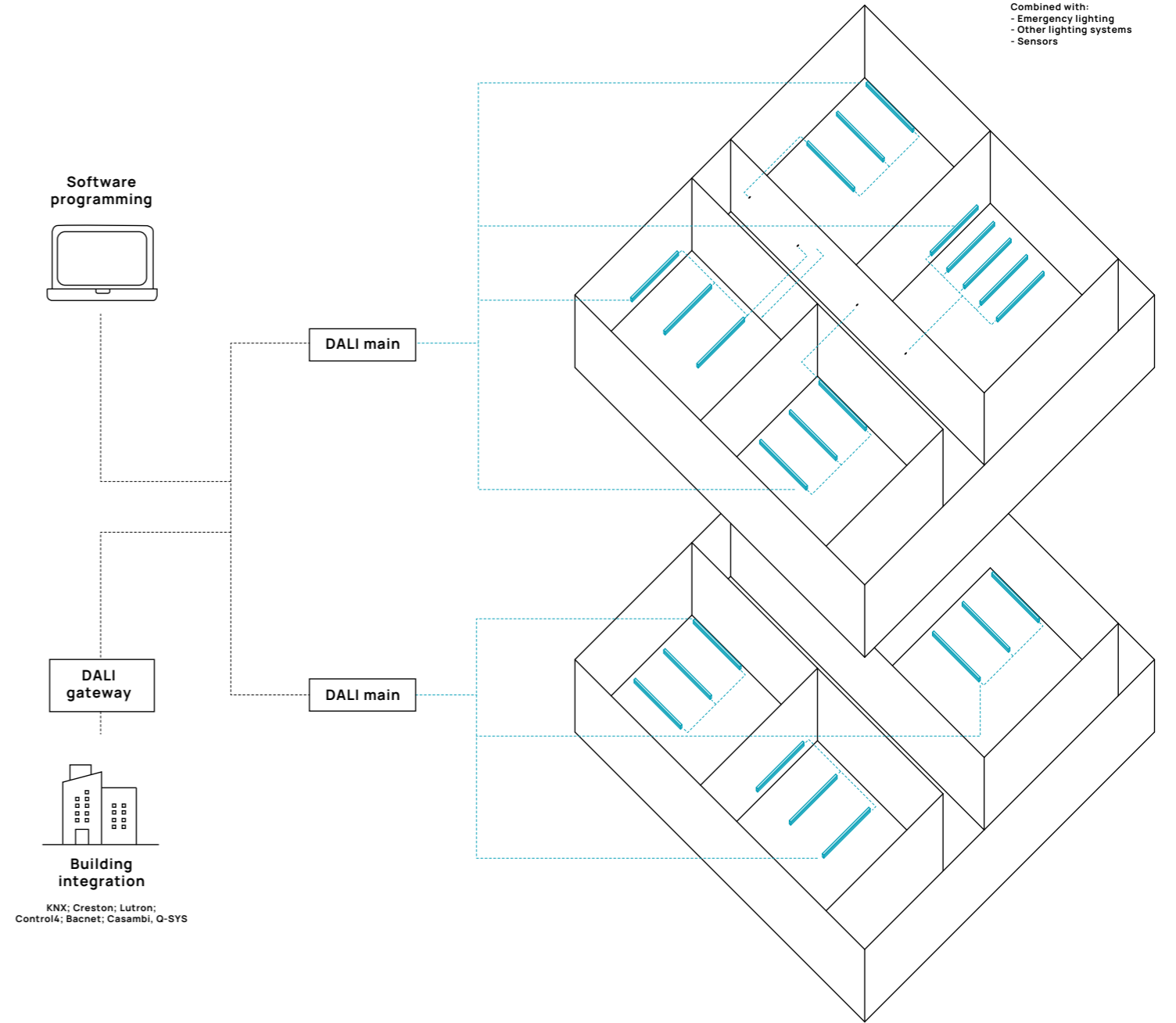
- Global (broadcasting to all drivers)
- Individual (addressing up to 64 channels)
- Easy system modifications through reprogramming (via computer) without changing the installation wiring
- Return control information from the driver/light source

The KSCAPE Rail and Rail S systems are equipped with a DALI custom DALI board developed entirely in-house by K-array's R&D team. This ensures full control over product development, management, and maintenance, as well as over the control systems.

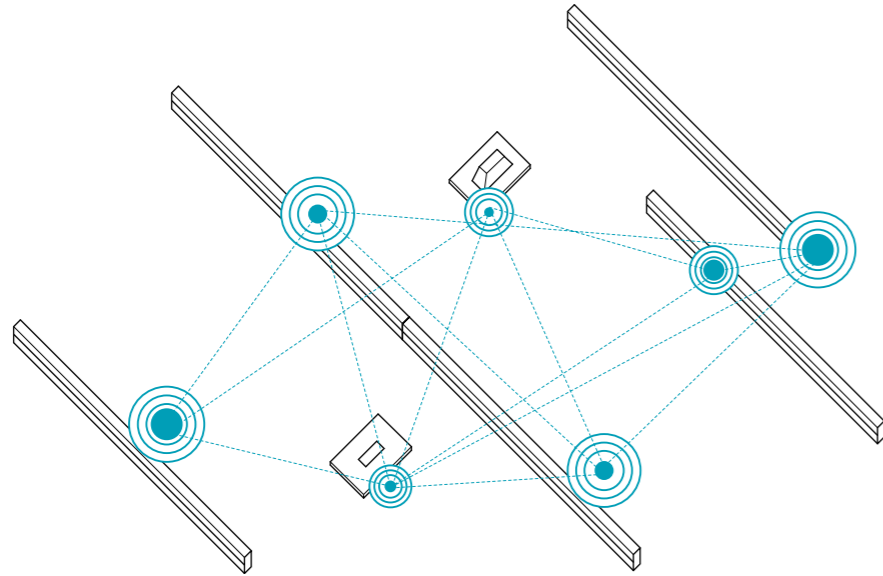


KSCAPE products

- Combined with:
- Emergency lighting
- Other lighting systems
- Sensors



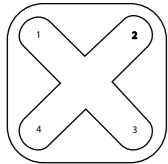
Casambi



Casambi is a control system based on Bluetooth mesh technology, operated via smartphone, tablet, or any Bluetooth-compatible device. It's a smart, efficient solution that enables wireless control without the need for costly and labor-intensive cabling. Casambi represents the future of easy, user-friendly, and customizable

control, enhancing the user experience. KSCAPE Rail and Rail S systems come equipped with Casambi technology, featuring a custom Casambi board developed entirely in-house by K-array's R&D team. This allows full control over product development, management, and maintenance, as well as their control systems.

KSCAPE ACCESSORIES



XPRESS

- S-CTRL-C-XPRESS-B
- S-CTRL-C-XPRESS-W


It is a wireless user interface that offers great flexibility: with its simple, streamlined design, it easily blends with any interior style. Its battery-powered operation eliminates the need for wiring, allowing it to be placed wherever the user needs.

Casambi ecosystem – THE SMART INTEGRATION

It's possible to find these tools in the Casambi website <https://casambi.com/>

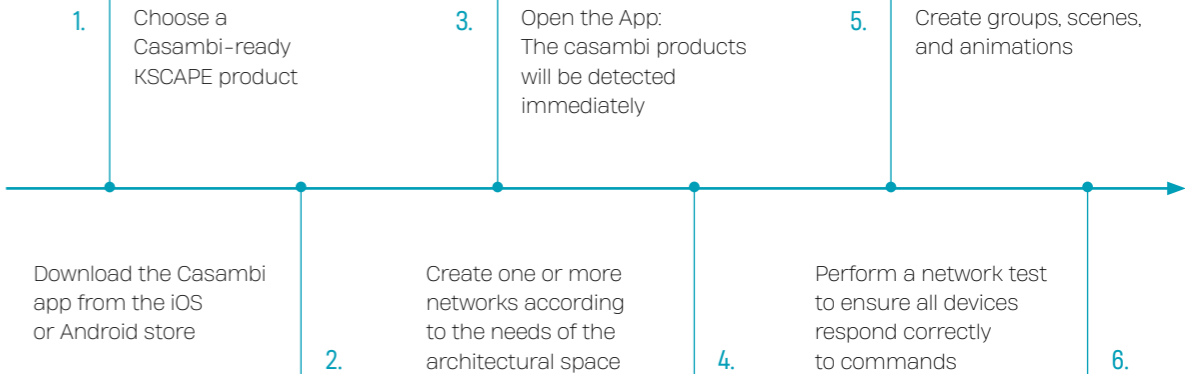
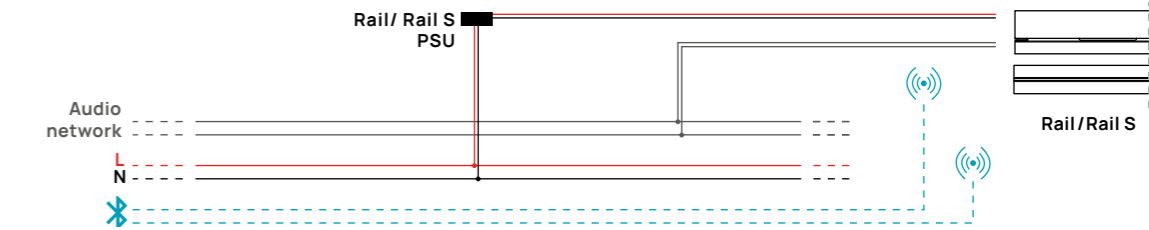
How to integrate CASAMBI devices into a DALI network:


The CBU-DCS is the ideal solution. Powered by a DALI PSU, it seamlessly connects to the system, allowing you to incorporate Casambi devices into the DALI network. This functionality makes it possible to integrate Casambi-ready KSCAPE products into other smart systems, such as Lutron, Crestron, or Control4, when needed.



The tool that you need for the smart DALI existing-product integration:

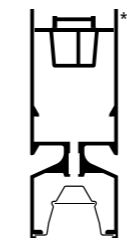
The Salvador Series 1000 provides effortless integration of wired DALI drivers into the Casambi system. Once integrated, DALI luminaires are represented as virtual luminaires within the Casambi network. This connection removes the necessity for a dedicated DALI controller, complex configuration software, or specialized DALI expertise.



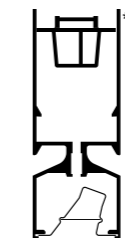


Photometric data

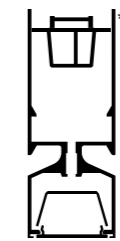
Rail System



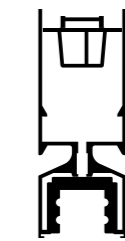
SYMMETRIC



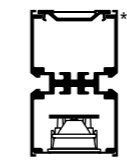
ASYMMETRIC



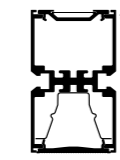
DIFFUSED



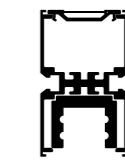
TRACK READY



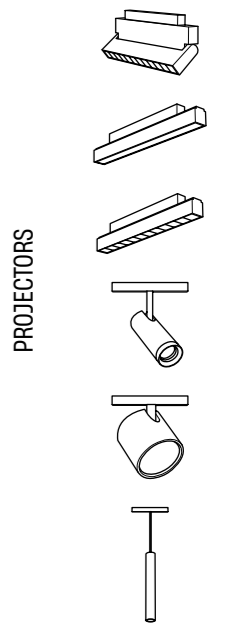
DARKLIGHT



OPAL




TRACK READY



PROJECTORS

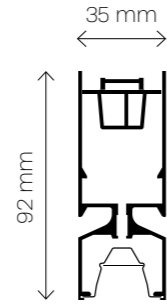
Rail S System



* Available with or without indirect light



Due to the technological evolution of electronic components, the provided data may not be up to date; it is therefore advisable to verify its accuracy on the website.

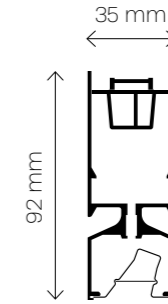


Rail System

- 24V ⚡
On/ off CASAMBI
- 48V ⚡
On/ off

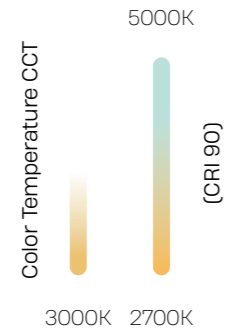
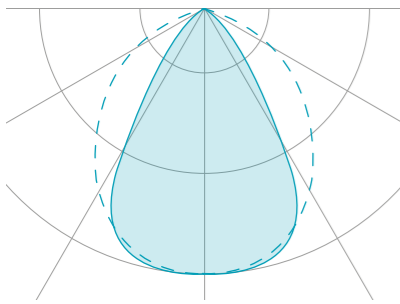


Due to the technological evolution of electronic components, the provided data may not be up to date; it is therefore advisable to verify its accuracy on the website.




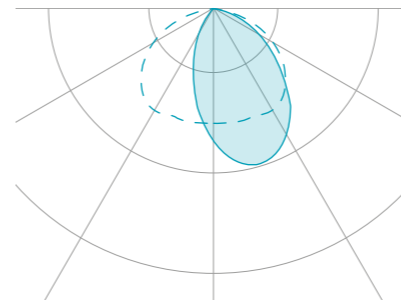
Rail System

- 24V ⚡
On/ off CASAMBI
- 48V ⚡
On/ off



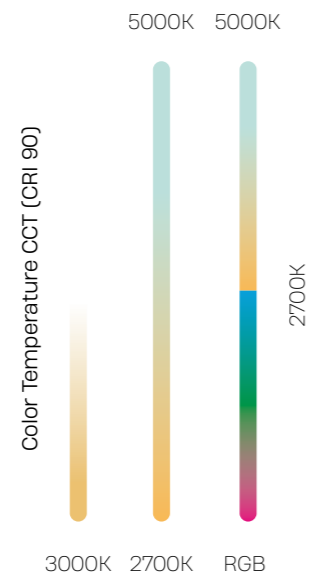
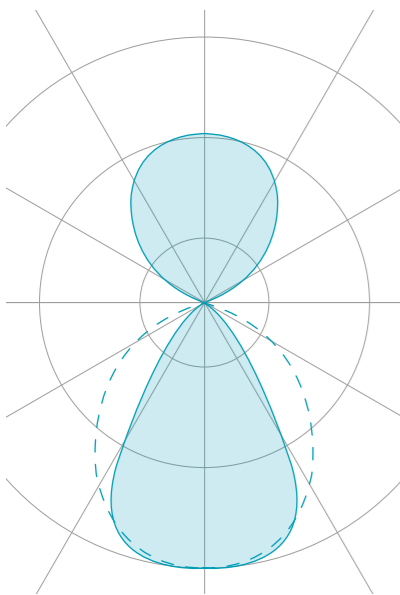
Symmetric optic

Lumen	Wattage	CCT	CRI	Control
4053 lm	41 W		90	On/ off Dali Casambi
3699 lm	37 W		90	Dali Casambi



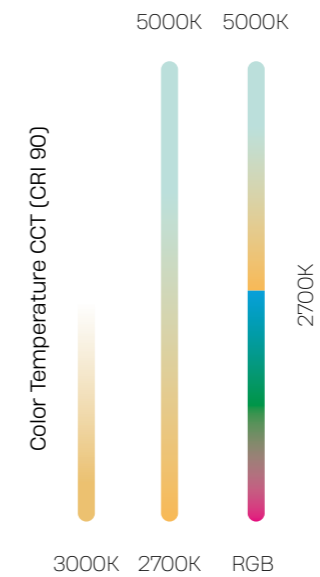
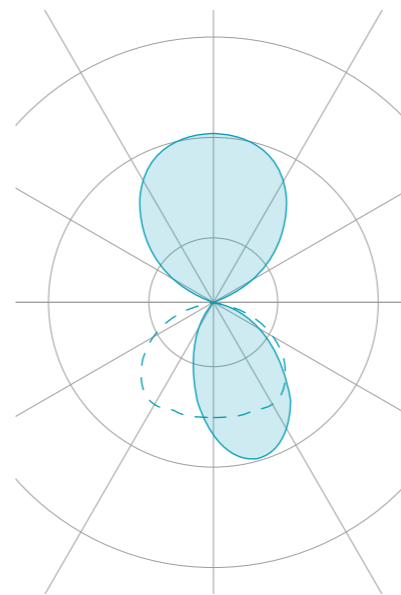
Asymmetric optic

Lumen	Wattage	CCT	CRI	Control
3948 lm	41 W		90	On/ off Dali Casambi
3616 lm	36 W		90	Dali Casambi



Symmetric optic+ Diffused

Lumen	Wattage	CCT	CRI	Control
5702 lm	60 W		90	On/ off Dali Casambi
6468 lm	95 W		90	Dali Casambi
6163 lm	67 W		90	Dali Casambi
6114 lm	91 W		90	Dali Casambi

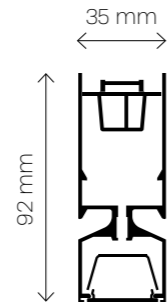


Asymmetric optic+ Diffused

Lumen	Wattage	CCT	CRI	Control
5597 lm	60 W		90	On/ off Dali Casambi
6363 lm	95 W		90	Dali Casambi
5780 lm	66 W		90	Dali Casambi
5731 lm	90 W		90	Dali Casambi



Due to the technological evolution of electronic components, the provided data may not be up to date; it is therefore advisable to verify its accuracy on the website.



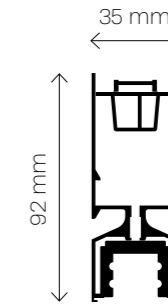
Rail System

24V ⚡
On/ off CASAMBI

48V ⚡
On/ off



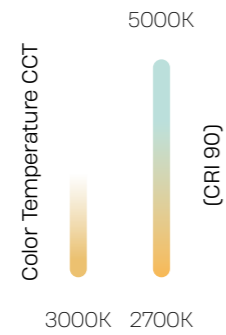
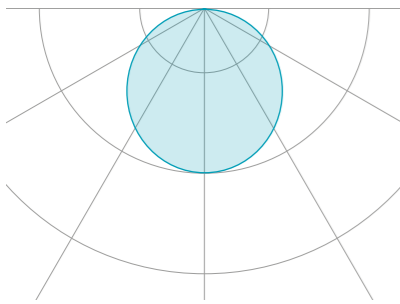
Due to the technological evolution of electronic components, the provided data may not be up to date; it is therefore advisable to verify its accuracy on the website.



Rail System

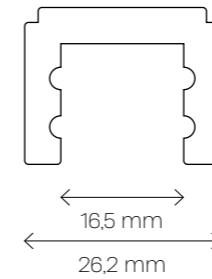
24V ⚡
On/ off CASAMBI

48V ⚡
On/ off



Diffused optic

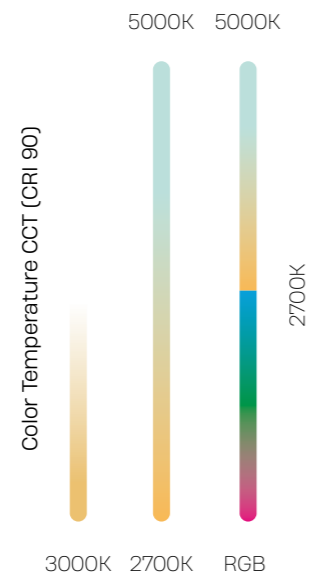
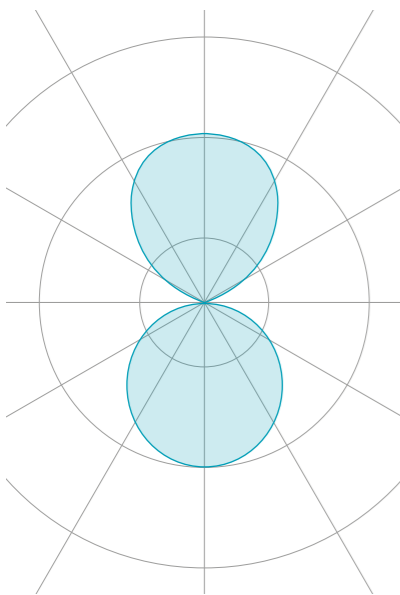
Lumen	Wattage	CCT	CRI	Control
1847 lm	41 W		90	On/ off Dali Casambi
1587 lm	36 W		90	Dali Casambi



Projectors

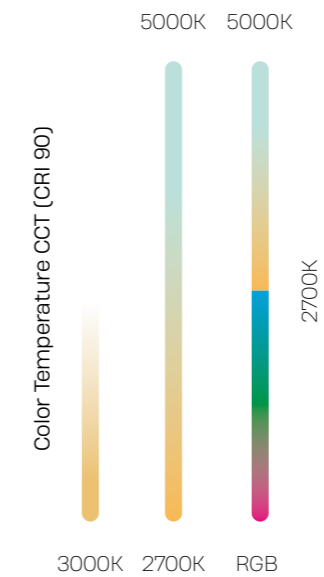
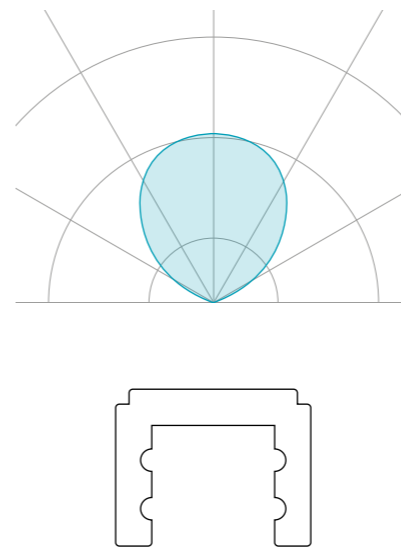
Lumen	Wattage	CCT	CRI	Control
Prj	Prj	Prj	Prj	On/ off

The lumen output and wattage for direct lighting depend on the type and quantity of projectors used. The lumen output and wattage shown in the graphic below refer only to the indirect lighting.



Diffused optic+ Diffused

Lumen	Wattage	CCT	CRI	Control
3496 lm	60 W	+	90	On/ off Dali Casambi
4262 lm	95 W	+	90	Dali Casambi
4051 lm	66 W	+	90	Dali Casambi
4002 lm	90 W	+	90	Dali Casambi

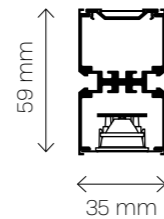


Projectors+ Diffused

Lumen	Wattage	CCT	CRI	Control
Prj+ 1649 lm	19 W	+	90	On/ off Dali Casambi
Prj+ 2436 lm	30 W	+	90	Dali Casambi
Prj + 2415 lm	54 W	+	90	Dali Casambi



Due to the technological evolution of electronic components, the provided data may not be up to date; it is therefore advisable to verify its accuracy on the website.



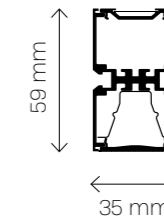
Rail S System

24V ⚡
On/ off CASAMBI

48V ⚡
On/ off CASAMBI



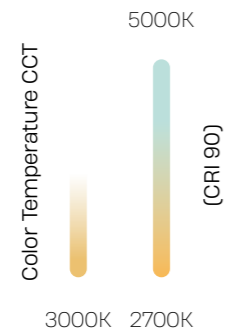
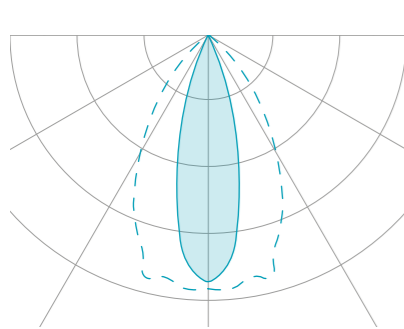
Due to the technological evolution of electronic components, the provided data may not be up to date; it is therefore advisable to verify its accuracy on the website.



Rail S System


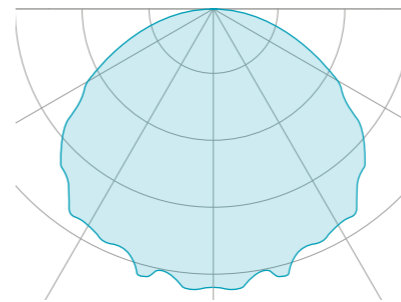
24V ⚡
On/ off CASAMBI

48V ⚡
On/ off CASAMBI



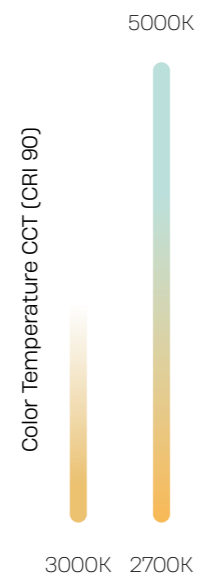
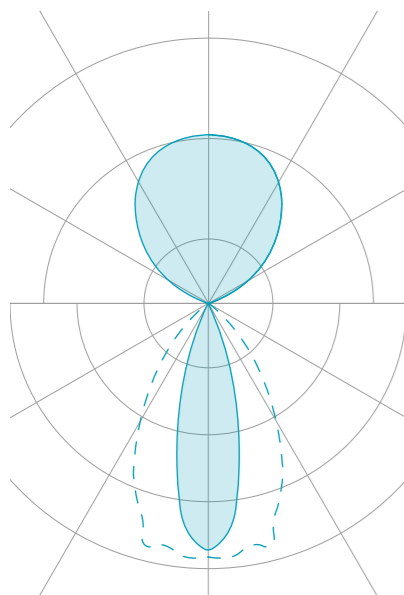
Darklight optic

Lumen	Wattage	CCT	CRI	Control
2440 lm	33 W		90	On/ off Dali Casambi
2231 lm	40 W		90	Dali Casambi



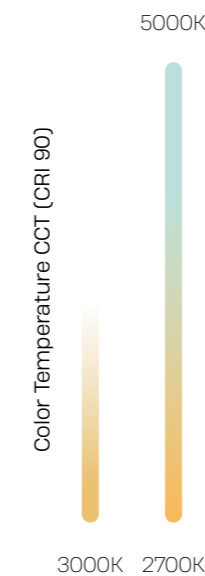
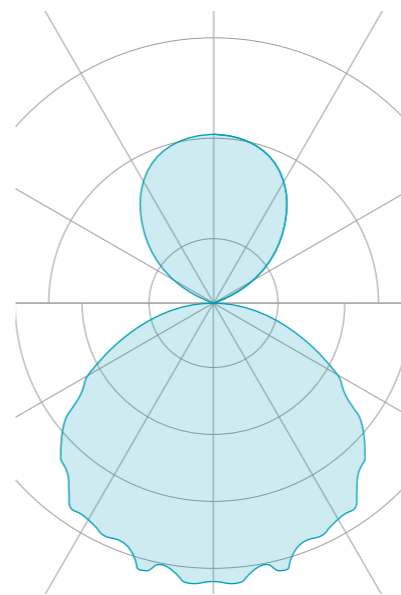
Opal optic

Lumen	Wattage	CCT	CRI	Control
AU 2724 lm NA 2998 lm	37 W 41 W		90	On/ off Dali Casambi
AU 2300 lm NA 2518 lm	37 W 36 W		90	Dali Casambi



Darklight+ Diffused

Lumen	Wattage	CCT	CRI	Control
4089 lm	52 W		90	Dali Casambi
3880 lm	59 W		90	Dali Casambi

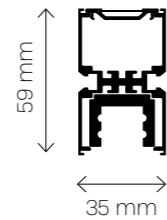


Opal+ Diffused

Lumen	Wattage	CCT	CRI	Control
AU 4373 lm NA 4647 lm	56 W 60 W		90	Dali Casambi
AU 3955 lm NA 4174 lm	54 W 58 W		90	Dali Casambi



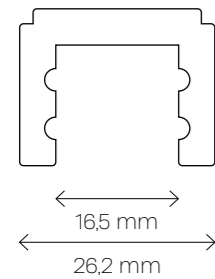
Due to the technological evolution of electronic components, the provided data may not be up to date; it is therefore advisable to verify its accuracy on the website.



Rail S System

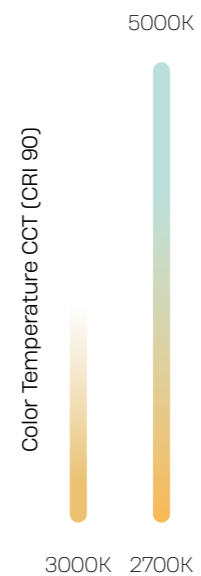
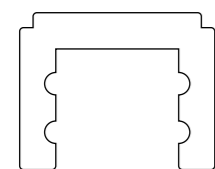
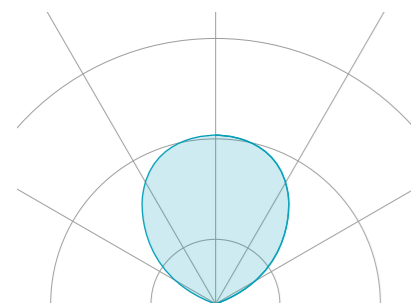
- 24V ⚡
On/ off  CASAMBI
- 48V ⚡
On/ off  CASAMBI

Projectors







Lumen	Wattage	CCT	CRI	Control
Prj	Prj	Prj	Prj	On/ off

The lumen output and wattage for direct lighting depend on the type and quantity of projectors used. The lumen output and wattage shown in the graphic below refer only to the indirect lighting.



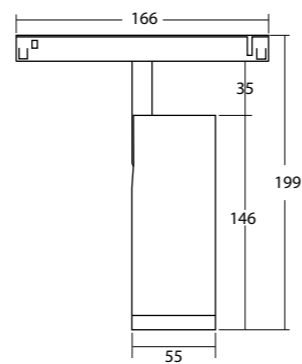
Projectors+ Diffused

Lumen	Wattage	CCT	CRI	Control
Prj+ 1649 lm	19 W	 + 	90	On/ off Dali Casambi
Prj+ 1656 lm	22 W	 + 	90	Dali Casambi





Code	Im	W	V	Ra	Color	CCT	Optic	Control
SPOT-55-AL-B	1310	17	24	90	●	●	15-50°	Dali
SPOT-55-AL-W	1310	17	24	90	○	●	15-50°	Dali
SPOT-55-AL-B-C	1310	17	24	90	●	●	15-50°	Casambi
SPOT-55-AL-W-C	1310	17	24	90	○	●	15-50°	Casambi
SPOT-55-AL-B-L	895	15	48	90	●	●	15-50°	Dali
SPOT-55-AL-W-L	895	15	48	90	○	●	15-50°	Dali
SPOT-55-AL-B-S	895	15	48	90	●	●	15-50°	Casambi
SPOT-55-AL-W-S	895	15	48	90	○	●	15-50°	Casambi
SPOT-55-ALC-B-L	660	15	48	90	●	●	15-50°	Dali
SPOT-55-ALC-W-L	660	15	48	90	○	●	15-50°	Dali
SPOT-55-ALC-B-S	660	15	48	90	●	●	15-50°	Casambi
SPOT-55-ALC-W-S	660	15	48	90	○	●	15-50°	Casambi

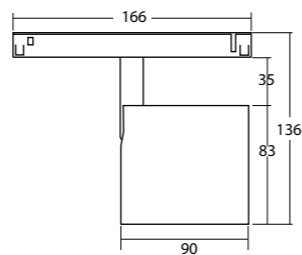


ACCESSORIES

AL-BARNDOOR-B	Barndoor Black	AL-SOFT	Soft Lens
AL-BARNDOOR-W	Barndoor White	AL-OVAL	Oval Lens
AL-SNOOT-B	Snoot Black	AL-WIDE	Wide Lens
AL-SNOOT-W	Snoot White		



Code	Im	W	V	Ra	Color	CCT	Optic	Control
SPOT-90-AM-B-L	1920	20	48	90	●	●	36°	Dali
SPOT-90-AM-W-L	1920	20	48	90	○	●	36°	Dali
SPOT-90-AM-B-S	1920	20	48	90	●	●	36°	Casambi
SPOT-90-AM-W-S	1920	20	48	90	○	●	36°	Casambi
SPOT-90-AMC-B-L	1600	20	48	90	●	●	36°	Dali
SPOT-90-AMC-W-L	1600	20	48	90	○	●	36°	Dali
SPOT-90-AMC-B-S	1600	20	48	90	●	●	36°	Casambi
SPOT-90-AMC-W-S	1600	20	48	90	○	●	36°	Casambi

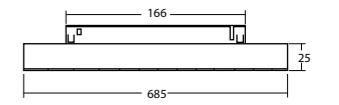


ACCESSORIES

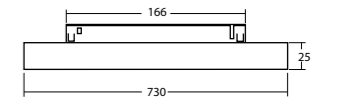
AM-HONEYCOMB	Honeycomb	AM-SNOOT-B	Snoot Black
AM-BARNDOOR-B	Barndoor Black	AM-SNOOT-W	Snoot White
AM-BARNDOOR-W	Barndoor White	AM-SOFT	Soft Lens



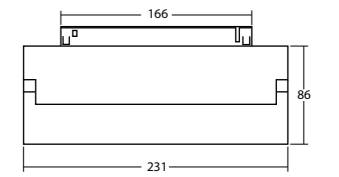
Code	Im	W	V	Ra	Color	CCT	Optic	Control
LINE-70-AB-B-L	1320	30	48	90	●	●	30°	Dali
LINE-70-AB-W-L	1320	30	48	90	○	●	30°	Dali
LINE-70-AB-B-S	1320	30	48	90	●	●	30°	Casambi
LINE-70-AB-W-S	1320	30	48	90	○	●	30°	Casambi



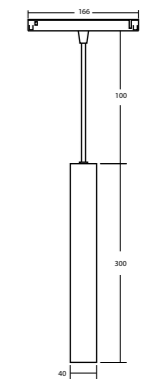
Code	Im	W	V	Ra	Color	CCT	Optic	Control
LINE-70-AA-B-L	1120	30	48	90	●	●	90°	Dali
LINE-70-AA-W-L	1120	30	48	90	○	●	90°	Dali
LINE-70-AA-B-S	1120	30	48	90	●	●	90°	Casambi
LINE-70-AA-W-S	1120	30	48	90	○	●	90°	Casambi



Code	Im	W	V	Ra	Color	CCT	Optic	Control
LINE-20-AC-B-L	1100	12	48	90	●	●	32°	Dali
LINE-20-AC-W-L	1100	12	48	90	○	●	32°	Dali
LINE-20-AC-B-S	1100	12	48	90	●	●	32°	Casambi
LINE-20-AC-W-S	1100	12	48	90	○	●	32°	Casambi



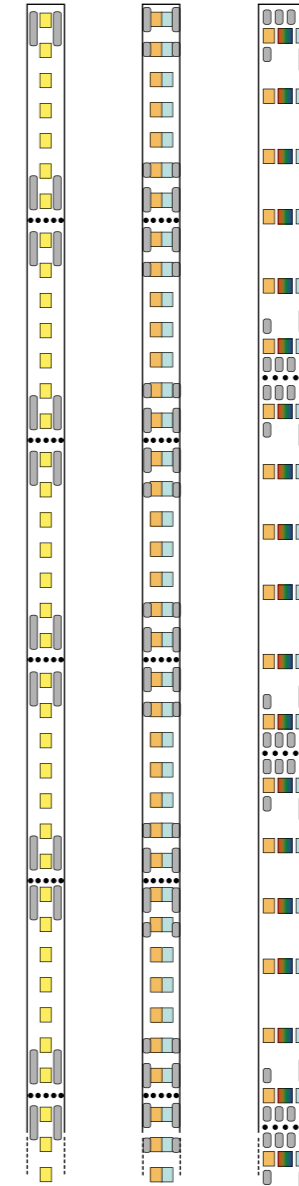
Code	Im	W	V	Ra	Color	CCT	Optic	Control
SPOT-40-AN-B-L	645	10	48	90	●	●	36°	Dali
SPOT-40-AN-W-L	645	10	48	90	○	●	36°	Dali
SPOT-40-AN-B-S	645	10	48	90	●	●	36°	Casambi
SPOT-40-AN-W-S	645	10	48	90	○	●	36°	Casambi
SPOT-40-ANC-B-L	570	10	48	90	●	●	36°	Dali
SPOT-40-ANC-W-L	570	10	48	90	○	●	36°	Dali
SPOT-40-ANC-B-S	570	10	48	90	●	●	36°	Casambi
SPOT-40-ANC-W-S	570	10	48	90	○	●	36°	Casambi



Leds



Led



ENERGY EFFICIENCY AND SAVINGS:

High-quality LEDs consume less energy compared to traditional light.



DURABILITY AND RELIABILITY:

Quality LEDs have a long lifespan, often exceeding 50,000 hours, reducing replacement frequency and maintenance costs.

LIGHT QUALITY & COLOR RENDERING:

With a high CRI, high-quality LEDs make object colors appear more natural and realistic. This is especially important in environments such as stores, offices, and public spaces where color accuracy is essential.

SMART MANAGEMENT & INTEGRATION:

High-quality LEDs are compatible with advanced control systems (such as DALI, KNX, and Casambi), allowing dynamic adjustment of brightness and color. They can integrate with other smart systems to create customizable and efficient environments.

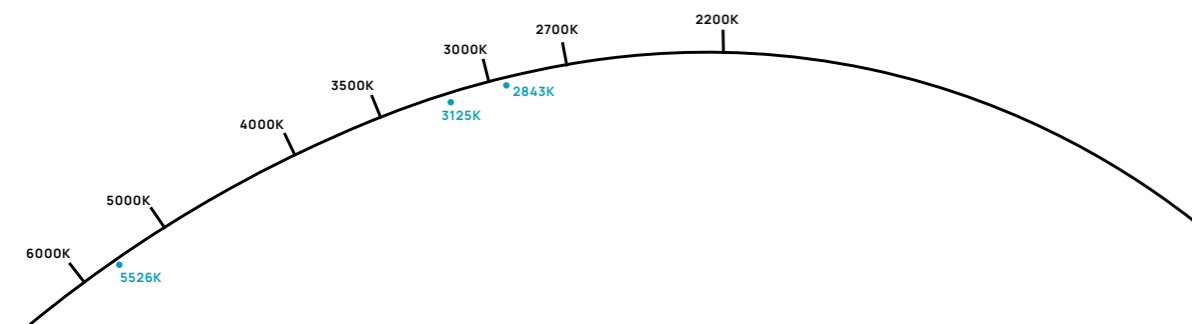
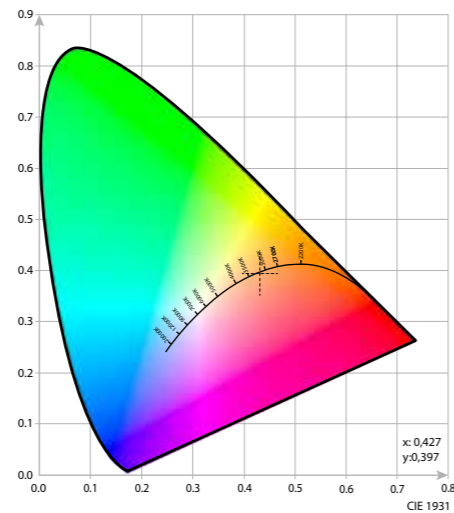


KSCAPE's LED quality

KSCAPE products are equipped with **top-quality LEDs** because we believe that quality is the best business card. **An excellent product helps create a positive experience of the space, putting people and their needs at the center.** The quality of the raw materials, which distinguishes each

of our products, is therefore a fundamental value for us. The LEDs used in Kscape products are **available with a fixed color temperature of 3000K or adjustable from 2700K to 5000K for tunable versions.** In this analysis, we examine the characteristics of the Kscape LED at 3000K.

The CIE 1931 diagram is a graphical representation of the colors perceivable by the human eye, developed by the International Commission on Illumination (CIE) in 1931. Correlated Color Temperature (CCT): The curve passing through the center of the diagram represents the blackbody trajectory, along which different color temperatures are found. Labels (e.g., 3000K, 4000K, etc.) indicate the CCT points corresponding to specific color temperatures in Kelvin. These color temperatures determine the hue of the light (from warm to cool). Specific Color Point (3125 K): In the top right corner, the value of 3125 K is shown, representing the correlated color temperature of the light source under consideration. This value indicates a relatively warm light hue, often perceived as more welcoming and similar to the natural light at sunset.



Leds colorimetry

What is CRI? and introduction of TM30

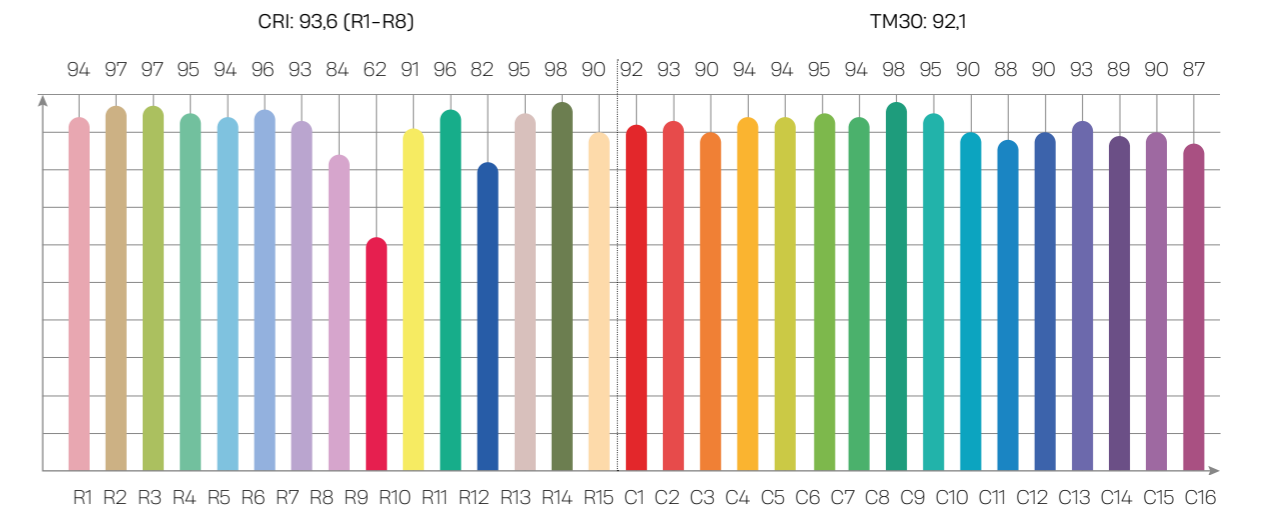
The CRI, or Color Rendering Index, is a measure of a light source's ability to reproduce the colors of various objects accurately compared to a natural or reference light source. It is expressed on a scale from 0 to 100, where a higher value indicates better color rendering. Key Characteristics of CRI:

- Color Fidelity:** A high CRI means that the colors of illuminated objects appear natural and true to how they would look under natural light.
- Spectral Evaluation:** CRI is calculated by comparing the color rendering of eight standard colors under the light source being tested with that under a reference light source (typically sunlight or incandescent light).

TM-30 is a color rendering evaluation standard developed by the Illuminating Engineering Society (IES). Designed for a more accurate light quality measure than CRI. **Color Fidelity Index (Rf):** Measures the color fidelity of the light source compared to a reference source. It is similar to CRI but considers a broader range of colors and provides a more detailed evaluation of light quality. **Gamut Index (Rg):** Assesses the intensity and vibrancy of the colors reproduced by the light source. This index measures how saturated or desaturated the colors appear compared to the reference source. **Color vector graphic:** It provides a visual representation useful for understanding how a light source affects color saturation and fidelity.

RECAP OF THE COLOR PARAMETERS OF KSCAPE'S LEDS

CRI	TM30 Rf	TM30 Rg
93,6	92,1	100,5



Light comfort

Glare is an excessive brightness or discomfort caused by lighting fixtures. Too much glare can disrupt concentration and strain the eyes, leading to well-being issues and a reduction in overall productivity.

Unified Glare Rating (UGR) is a system for measuring indoor glare based on:

SPACE DIMENSIONS:

Room shape and size affect how light is distributed and reflected.

SURFACE REFLECTANCE:

Bright or glossy surfaces amplify glare, while dark or matte surfaces absorb it, reducing glare.

LUMINAIRE TYPE:

Some fixtures minimize glare with diffusers or lenses, while others have exposed light sources that increase it.

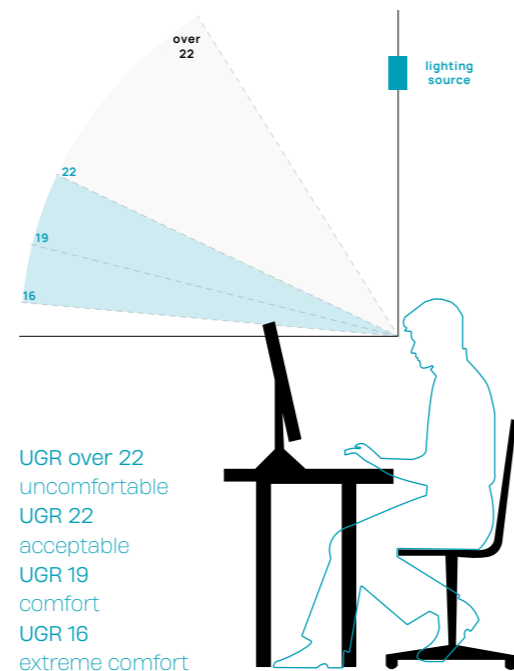
LIGHT DISTRIBUTION:

Evenly spaced luminaires reduce intense light spots and create a balanced environment.

OBSERVER POSITION:

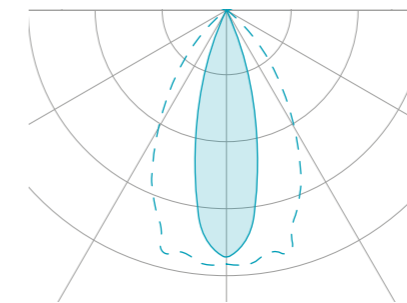
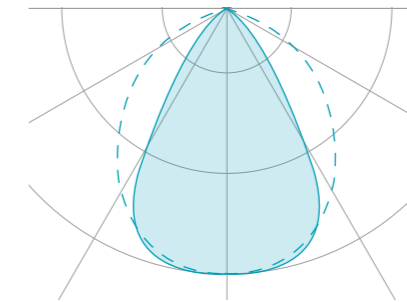
The UGR varies depending on the observer's viewpoint relative to the light sources.

Type of area, task or activity:	Em(lx)	UGR	Uo
Writing, typing, reading	500	19	0,6
Technical drawing	750	19	0,7
Reception desk	300	22	0,6



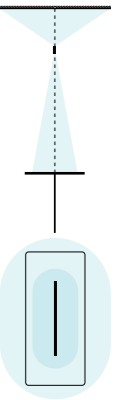
Example of the EN 12464-1 Table: It establishes requirements for lighting in work environments, ensuring visual comfort and productivity. It specifies guidelines for light intensity, distribution, and glare management (UGR).

KSCAPE comfort



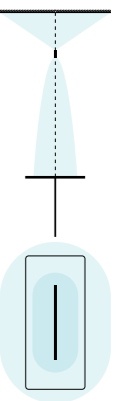
RAIL PROPOSAL: SYMMETRIC

The SYMMETRIC OPTIC is designed to ensure optimal visual comfort, thanks to the use of a Mirosilver aluminum reflector, a high-performance material that achieves reflectivity of up to 98% due to a coating of pure silver. These features make it particularly suitable for applications where glare control is essential, offering superior performance and a more precise and efficient light distribution.



RAIL S PROPOSAL: DARKLIGHT

The DARKLIGHT OPTIC is a highly specialized system, featuring small lenses designed to precisely calibrate and control the light. With this innovative design, it provides exceptional glare control while ensuring an even light distribution. Ideal for environments that require optimal and comfortable lighting.



 VISUAL COMFORT

 WELLBEING

 PRODUCTIVE



Glossary

AUDIO LANGUAGE

Balanced Noise Curves NCB: Standard spectrum curves by which a given measured noise may be described by a single NC number.

SPL (Sound Pressure Level): a sound pressure expressed in dB above the standard sound pressure of 20 µPa.

dB (decibel): the bel is the logarithm of the ratio of two powers, and decibel is 1/10 bel. The human ear responds logarithmically and it is expedient to deal in logarithmic units in audio systems.

LIGHT LANGUAGE

Lumen: the unit of measure for luminous flux, indicating the total amount of visible light emitted by a source in all directions.

Lux: is the unit of measurement for illuminance, indicating the amount of light that strikes a one-square-meter surface.

Wattage: the amount of energy consumed by the device to produce light.

UGR (Unified Glare Rating): is a measurement used to quantify the discomfort caused by glare in an indoor lighting environment. It is calculated based on the luminance of light sources and their position relative to the observer.

LIGHT LANGUAGE

Optics: is a component that manages the distribution of light emitted from a light source, directing it specifically towards a desired area. Optics can vary based on shape, reflection, and refraction.

Frequency response: the changes in the amplitude or sensitivity of a circuit or device with frequency.

Impedance: the opposition to the flow of electric or acoustic energy measured in ohms.

Transducer: a device for changing electrical signals to acoustical or vice versa, such as a microphone or loudspeaker.

Refer to the Master Handbook of Acoustics – Everest & Pohlmann

Voltage (V): refers to the electrical voltage required to power a light source.

Constant Voltage (CV): refers to a power supply system that maintains a steady voltage level regardless of changes in load

CRI and TM30: parameters that measure the ability of a light source to render colors naturally, compared to daylight.

Note: The 100% LEDs On label indicates that the reported power consumption represents the total consumption of all the LEDs on the board when they are all turned on simultaneously. It thus reflects the maximum overall wattage the board can reach with all LEDs active.

Symmetric: 60°x 80°

Asymmetric: 60°x 100°

Diffused: 80°

Darklight: 25°x 55°

Opal: 90°x 50°

COLOR TEMPERATURE

- 3000K
- TW Tunable White
- RGBTW
- RGB Tunable

APPLICATIONS

- Corporate
- Museum
- Hospitality
- Retail

KSCAPE FINISHES

- White
- Black
- Custom

ACCESSORIES MATERIAL

- Steel

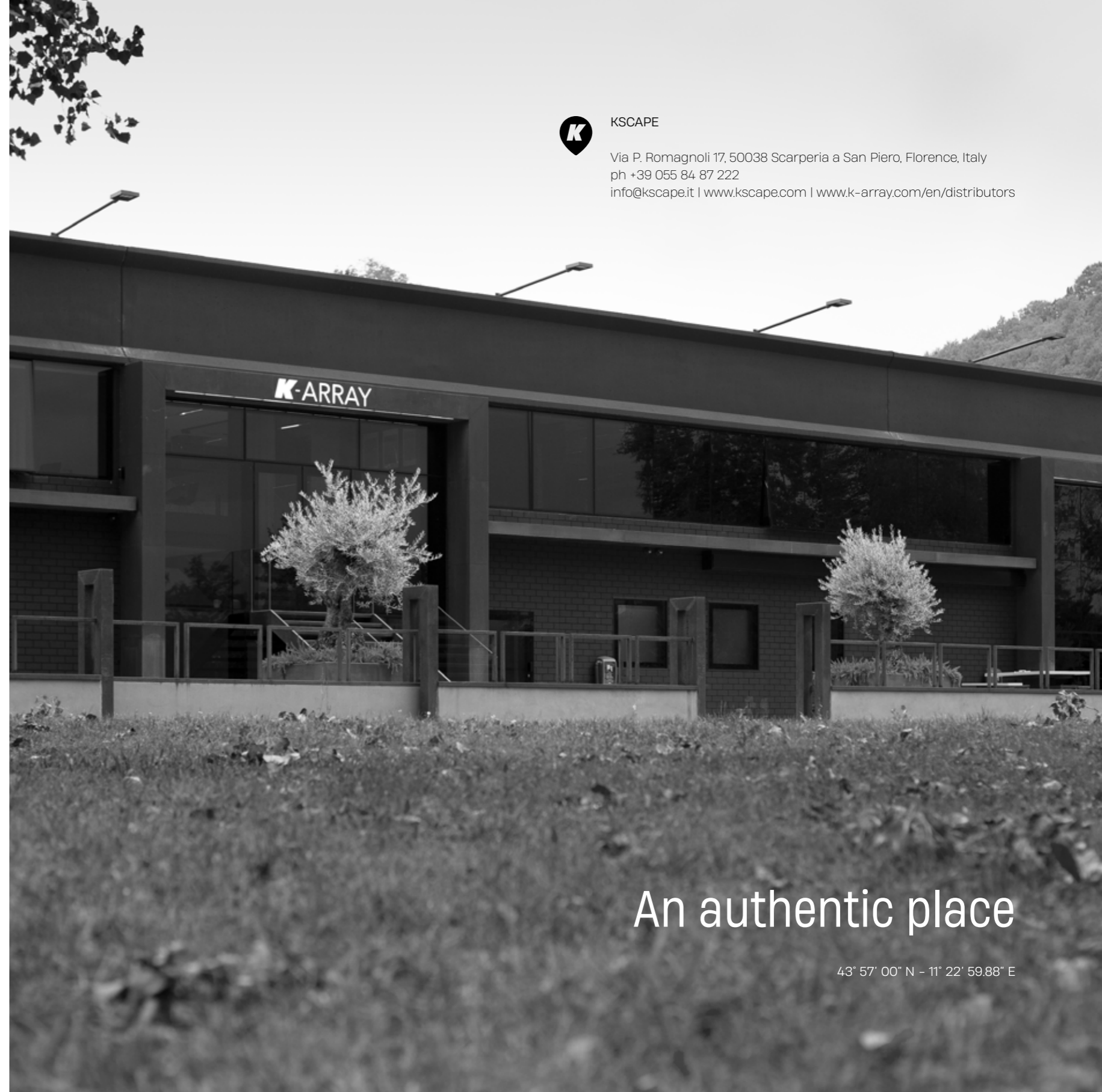


The data included in this catalog may vary. Consult the website for updated data.

In accordance with its policy of continuous product development, K-array reserves the right to introduce any changes to its products without prior notice. Materials, colors and data presented in the catalog are only for reference, K-array is available to customize system, finishes and new applications upon request.

All rights reserved © 2025

KSCCAT25



KSCAPE

Via P. Romagnoli 17, 50038 Scarperia a San Piero, Florence, Italy
ph +39 055 84 87 222
info@kscape.it | www.kscape.com | www.k-array.com/en/distributors

An authentic place

43° 57' 00" N - 11° 22' 59.88" E

array **K**