



Inspired by sound





AUDAC Family overview	6
AUDAC Touch™	10
Audio matrix processors	16
Preamplifiers	26
Audio players	30
Amplifiers	40
Network control amplifiers	42
Non network control amplifiers	54
Wall plates	66
Network in- & output panels	68
Network control panels	72
Input & control panels	74
Volume controllers	78
Connection plates	80
Cover frames & wall boxes	81
Microphones	84
Solution boxes & relay groups	94
In-wall / In-ceiling loudspeakers	104
Premium background music	106
Background music	112
Public address	114
Weatherproof	116
Safety ceiling	117
Accessories	118
🔗 In-wall / In-ceiling loudspeakers comparison	120
Wall loudspeakers	122
High performance loudspeakers	124
Performance loudspeakers	134
Premium background music	136
Background music	146
Public address	150
🔗 Wall loudspeaker comparison	152
Soundbar	154
Column loudspeakers	158
Pendant loudspeakers	166
Projectors & Horn loudspeakers	172
Subwoofers	178
High performance subwoofers	180
Discreet architectural subwoofers	184
Other products	194



1992 1993 1996 1998 1999 2001 2002 2003 2004 2005 2006 2007 2008 2010 2011 2012 2013

- 1992 launch of VC volume controllers
- 1993 launch of MC microphone series
- 1996 launch of BX and CX speakers
- 1998 launch of CS ceiling speakers
- 1999 launch of GIAN, AXEL, XENO and KYRA column speakers
- 2001 launch of world's first steerable line array of 8 meters in height
- 2002 launch of APM and ARU series multimedia matrix
- 2003 launch of world's first web based zone matrix + WX speakers
- 2004 launch of RI web based multi AXR and CIAX speakers
- 2005 launch of PX, RX and SX + KYDO, HS212 horn speakers
- 2006 launch of CPA and COM amplifiers + launch of D, Q and T amplifiers
- 2007 launch of PRE preamplifiers
- 2008 launch of DPA and CAP amplifiers
- 2010 launch of CMX microphones
- 2011 launch of M2 multimedia digital audio mixer
- 2012 launch of DPA and CAP amplifiers
- 2013 launch of MTX series & XENO, ATEO and CELO speakers



## Inspired by sound

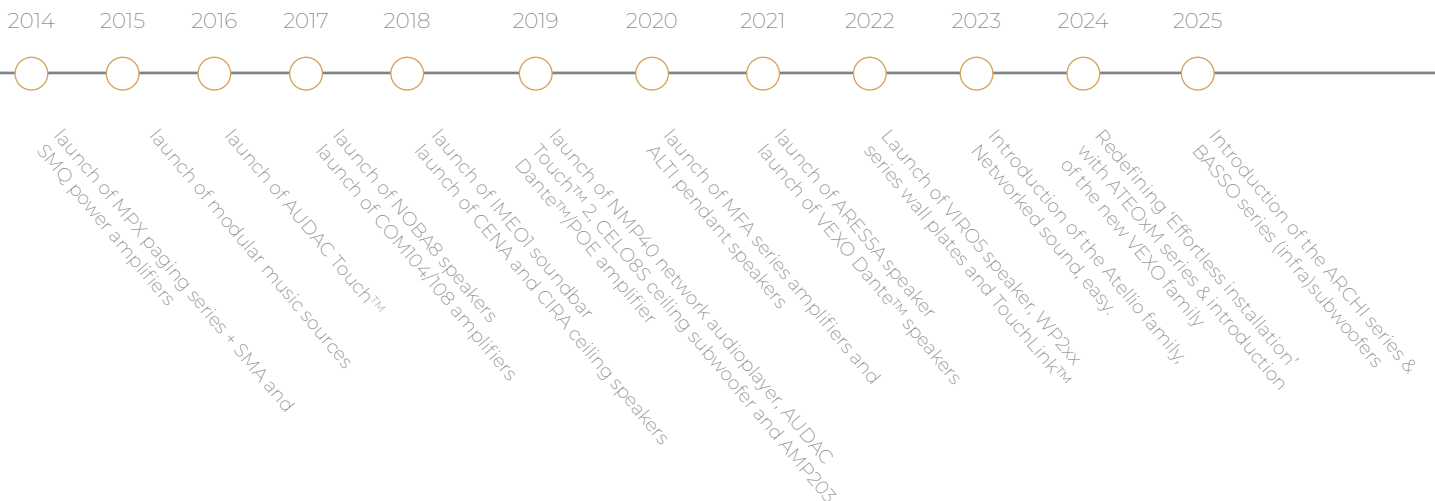
It is what we experience through our senses that makes life meaningful.

In fact, it can be said that through the qualities in speech and music we experience, we become familiar with the higher values of life.

This is just one of the reasons why at AUDAC you will find a passion for sound. Each speaker, audio matrix or amplifier solution we develop expresses that same inspiration and quality that exceeds users' expectations, making it no coincidence our success results from exploring new methods and ideas beyond conventional boundaries.

We design products that last. In the development process that takes place entirely in Belgium, we only choose high-quality components that guarantee a long product lifespan. The confidence we have in the quality of our solutions is reflected in our warranty policy.

 **5 YEARS WARRANTY**  
ON ALL PRODUCTS



## AUDAC Experience Center

Education in combination with listening to feedback has led to the success of our partner network program and their references.

Together with our partners, we provide a unique service to all users, installers, engineering consultants and architects who come in contact with our innovative solutions.

Thanks to the AUDAC Experience Center that is located in Belgium, users and partners can experience our solutions in a very unique setting. Besides providing space for listening and demonstrations, it includes training areas to educate our partner network.

Want to find out more?

Visit [audac.eu](http://audac.eu)





# Atellio family

*Networked sound & control*

Imagine a flexible and scalable sound system. What if you could set up such a solution and control it with your custom dashboard in just a few minutes? It is time for an innovative approach and to make configurations simpler by designing them smarter, so you can do more with fewer products and in less time.



Each product is a standalone solution



All-in-one free design & control platform  
AUDAC Touch™



Flexible & scalable software architecture



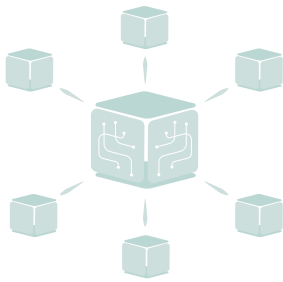
Ever-expanding features incl. add-ons



Quick to learn  
Fast to deploy

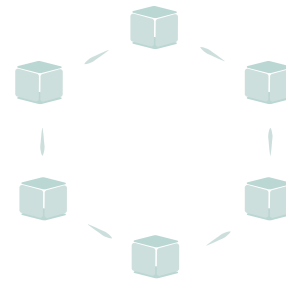


Dante™ & AES67  
Compatible



## Centralized processing

Modularity, flexibility, and sustainability were the main criteria when starting the design process. Design a solution around a central processing approach by using one of our powerful matrix processors that stands out in ease of installation and great flexibility.



## Decentralized processing

Yet you no longer must rely on a centralized approach for every solution, as every product is smarter and more powerful than before. Each member of the Atellio family has the necessary signal processing power and features, for use as a stand-alone solution.





# Consenso family

*Networked control*

Innovative networked control and audio solutions for multi-zone audio applications, with AUDAC Touch™ at the heart of it all. A complete family of networked control matrices, relays, amplifiers, audio sources, and control units. Compatibility with network control panels, analog wall input panels, and analog wall controllers makes the Consenso family a versatile solution for any application.



Seamless and intuitive control experience



Compatibility across multiple AUDAC families



Dante™/AES67 compatibility for certain family members



## Versatility, fast deployment, and ease of operation

With AUDAC Touch™ at the heart of it all, users can easily manage and customize their audio settings across multiple zones, whether it is a commercial space, conference room, or residential setting.

- ✓ Intuitive full system overview
- ✓ Easy controllability of your entire installation
- ✓ Smart widgets
- ✓ Live audio control & processing technology
- ✓ Over-the-air updates
- ✓ No programming skills needed



# Soveno family

*Non-networked sound & control*

The simplicity of non-networked sound and control with timeless and elegant design forms the Soveno family. You can offer a compact solution with intuitive control, using a completely analog signal path without any network knowledge.



Full analog signal path and control



Compatibility across multiple AUDAC families



Dante™/AES67 compatibility for certain family members



## Extended versatility

With compatible analog wall inputs and controllers, the intuitive controls on the front side of the devices and compatibility with our analog wall controllers ensure a seamless audio experience that can be easily tailored to suit any environment.

## Straightforward and intuitive design

Perfect choice for many commercial, and residential settings where they do not need to be part of a larger system that requires simple controls with a clear, intelligible, and dynamic sound.



# AUDAC product families

An overview - Inspired by sound



## Innovative sound products



### Atellio family

Networked sound & control

- ✓ LUNA-F
- ✓ LUNA-U + ANM88
- ✓ NWP & NCP series
- ✓ NIO series
- ✓ AMP203
- ✓ SMA, SMQ & PMQ series + ANI44XT
- ✓ MFA series + ANI44XT
- ✓ XMP series + ANX44X
- ✓ VEXO A series + ANI44XT
- ✓ More to come...



### Consenso family

Networked control

- ✓ MTX series
- ✓ ARU series
- ✓ MFA series
- ✓ XMP series
- ✓ AMP523
- ✓ APC100



### Soveno family

Non-networked sound & control

- ✓ PRE series
- ✓ SCP, CEP & DPA series
- ✓ SMA, SMQ & PMQ series
- ✓ CAP series
- ✓ EPA & COM series
- ✓ ISP & TSP series
- ✓ AMP22
- ✓ AGP20, ATU44 & ALI20
- ✓ VEXO A series
- ✓ ARES5A
- ✓ IMEO2

## Network control panels

- ✓ NCP series

### Network mixing panels

- ✓ NWP series

### Network I/O expanders

- ✓ NIO series

### Network paging microphones

- ✓ NPM series

### Analogue wall inputs

- ✓ WP2xx, WLI, WMI & MWX series

### Analogue wall inputs

- ✓ WP2xx series + 24V DC power supply (PSD24I)

### Analogue wall controllers

- ✓ VC & MWX series








AUDAC Touch™

# AUDAC Touch™

## Simplified design, management & system control platform

AUDAC strongly believes in out-of-your-pocket controllable audio solutions and further establishes its progressive position by developing the AUDAC Touch™ simplified design & system control platform. Using this freely available solution, application-specific dashboards can be created and customized, allowing the control of multiple devices from one single application.

Visit [audac.eu/touch](http://audac.eu/touch) for more information.

-  Total system control
-  Automatic device discovery
-  Custom dashboards
-  Premium functionalities on demand
-  Freely downloadable



### Technology partners

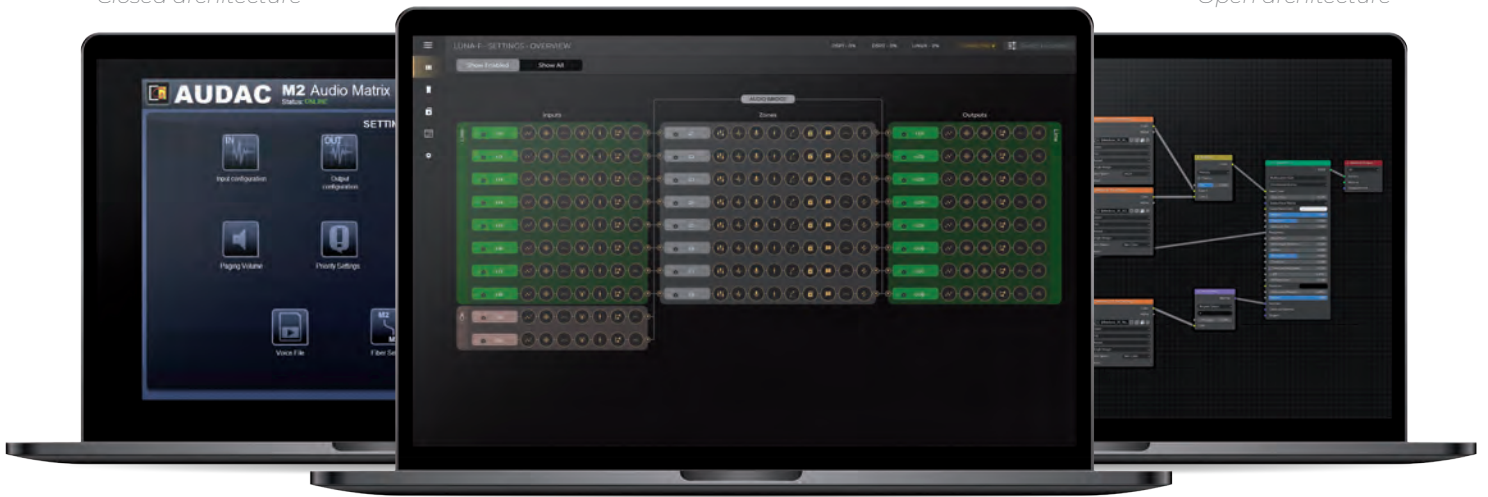
At AUDAC, we are committed to providing our customers with the best possible products and services. To do this, we work with a variety of technology partners to access a wider range of expertise and capabilities.



\* Note that your national legislation may be different for your territory, check the website for more information.

Closed architecture

Open architecture



Empowering efficiency with intuitive control

# Flexible architecture

In today's fast-paced world, the ability to quickly and efficiently manage AV equipment is more important than ever before. Therefore, we want to evolve from a closed architecture, not to a completely open one, but to a flexible settings panel. Predefined settings & routing in a fully customisable and controllable view.





User-friendly control dashboards

## For end users

Imagine full control over your AV system from the palm of your hand. A user-friendly interface allows you to quickly switch between audio sources and adjust the volume to create the perfect atmosphere for any occasion.

Whether you're in a restaurant, hotel, or conference center, AUDAC Touch™ makes it easy to manage not only your audio system, but also third-party devices like beamers, lights or every device that is controllable over the network.

- ✓ Intuitive full system overview
- ✓ Easy controllability of your entire installation
- ✓ Non-AUDAC products control (third-party support)
- ✓ Licensed streaming (Spotify™ and Soundtrack Your Brand©)



Design, management & control

## For integrators

As an integrator, you know that the success of any audio installation depends on your ability to control and manage the system with ease and precision. That's where AUDAC Touch™ comes in, offering intuitive control over AUDAC solutions and third-party equipment.

Easily design, manage & control your entire AV installation, and fine-tune the equalizer settings to achieve the perfect sound reproduction in all kinds of applications. Set up dashboards in minutes, no complex programming skills needed!

- Smart widgets ✓
- Live audio control & processing technology ✓
- Over-the-air updates ✓
- No programming skills needed ✓
- LUA scripting ✓
- AUDAC Touch™ emulator ✓



# Premium license

## Enhance your AUDAC Touch™ experience

A variety of premium features that will enhance your experience and take your AUDAC Touch™ usage to the next level. While our free version provides a fantastic foundation, upgrading to premium gives you access to advanced features that will help you get the most out of our platform.

### What is included with AUDAC Touch™ plus?

Clock widget	✓
Play mode button	✓
Fade volume button	✓
Custom image widget	✓
Input button	✓
Mute multiple outputs	✓
Open dashboard widget	✓
Play voice file	✓
Advanced text	✓



# TouchLink™

## Decentralize your audio solutions

TouchLink™ is an ingenious system that can be used for creating virtual zones by linking multiple compatible devices with each other. In AUDAC Touch™ or directly on the device you can select multiple amplifier channels that should react to the user as one zone.

### Main functionalities



Setting up (virtual) zones by grouping devices



Share input, volume & mute settings across these devices

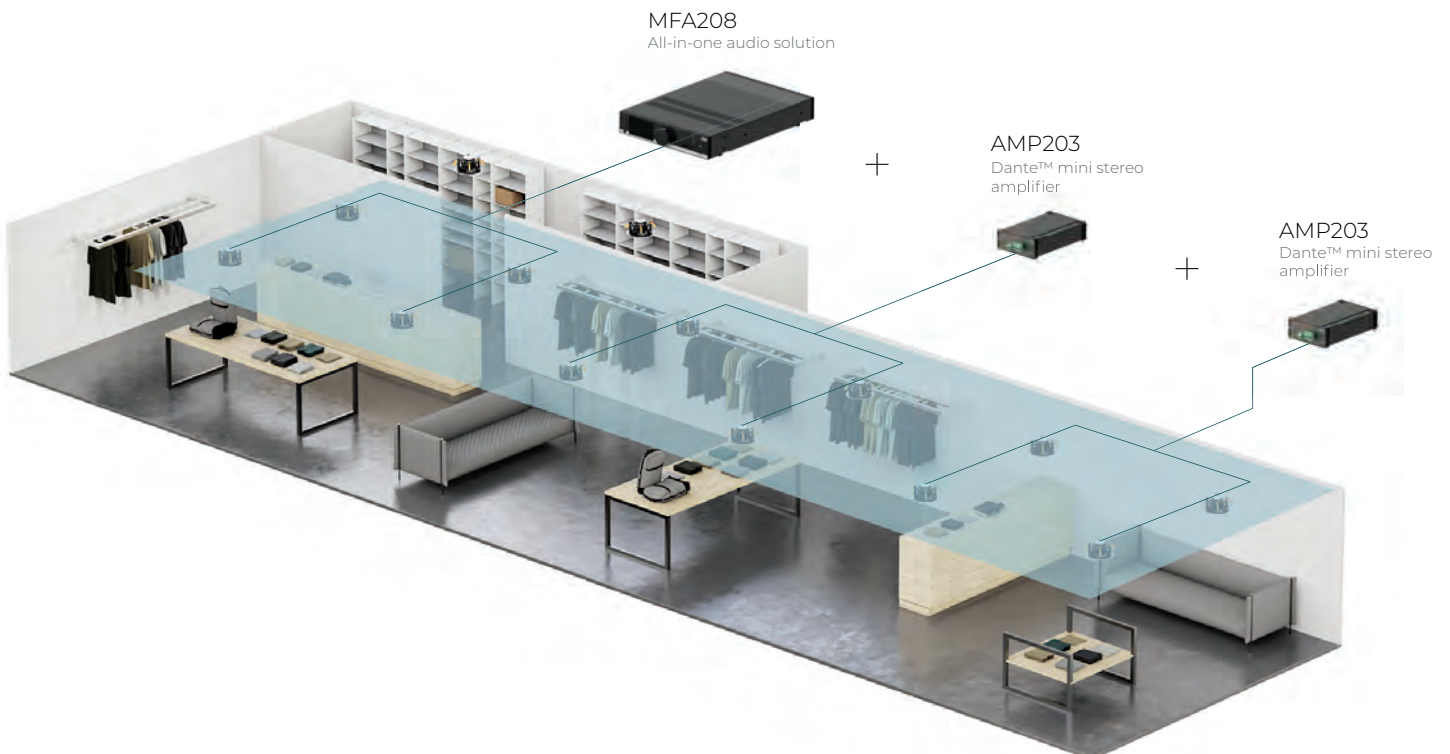


Priority settings

### Setting up decentralized (virtual) zones

So how does it work? In AUDAC Touch™ or directly on the device you can select up multiple compatible devices or outputs that should react to the user as one zone by assigning it the same TouchLink™ zone ID (e.g. 1, 2, 3, ...). All devices with the identical TouchLink™ ID will virtually work as one zone. Compatible devices are the AMP203, which has network functionality built in by default but also the following devices when equipped with the ANI44XT Network interface:

- ✓ MFA series
- ✓ SMA series
- ✓ SMQ series
- ✓ PMQ series
- ✓ VEXO series
- ✓ More to come





## Share input, volume & mute settings

In these virtual zones, you can share the inputs, volume & mute settings between the different devices so that they actually act as one (physical) zone. To counteract the possible differences in amplifier power, you can set volume offsets for each unit. This will set a constant difference in volume that will be maintained even if the overall volume of the zone is changed.

As mentioned, all inputs can be shared with the devices in the Touchlink™ zone. Keep in mind that it is important that the input lists are the same: On all the devices you will have to map the same inputs but of course it is possible that local input 1 on one device is the same as Dante™ 1 on another device. Additionally, a wall panel that is physically connected to one of the linked devices will automatically control all the linked devices.



## Priority settings

Last but not least, you can also send priority messages using the MFA or dashboard on NPM200 to these Touchlink™ zones. Just set up the priority settings on the different devices within the zones after which they can be triggered by any input such as Dante™, SourceCon™ and more.

When a priority is activated, the current input stops and the priority message starts playing on all the different devices. Additionally, you can set a different volume and/or offset of all the devices to ensure good intelligibility.



\* Note that your national legislation may be different for your territory, check the website for more information.



# Audio matrix processors

Deliver a comprehensive and expandable powerful solution for nearly every situation. With their large number of extension modules and configuration modes, they provide a solution for an uncountable amount of installations – large or small, simple or complex.

# LUNA-F

## Flexible networked audio matrix processor



USB | TCP/IP | Dante

The LUNA-F is the next-generation audio matrix processor, offering highly flexible and scalable system solutions for audio distribution from medium-sized to the largest enterprise solutions. The internal structure provides unseen flexibility and a vast number of possibilities for an audio distribution system. The powerful DSP's (dual SHARC) combined with 32-bit ADC and DAC converters allow the most extensive signal

processing with superb audio quality. It includes 8 Mic/Line Inputs, 8 flex channels that can be switched between 8 Mic/Line Inputs or Line level output, and 8 Line level outputs. Additionally, up to 64x64 Dante™/AES67 I/O Channels are available with primary and secondary ethernet ports, allowing the integration of the system with any Dante™/AES67 compatible audio over IP I/O units with redundancy.

- ✓ 8 Mic line inputs, 8 Flex inputs/ outputs and 8 outputs
- ✓ Up to 64 x 64 x Dante/ AES67 channels (16 x 16 included)
- ✓ 24 fully flexible GPIO input or outputs
- ✓ 16 Stereo or up to 32 mono flexible zones (all combinations possible)
- ✓ Event Handler (trigger & timed event scheduling)
- ✓ WaveTune™ & WavePreset™ audio processing
- ☆ ✓ Acoustic Echo Cancellation (4 channels) (Optional add-on)
- ✓ Auto – update feature (OTA)
- ✓ Superior sound quality & low latency
- ✓ Compatible with all AUDAC network control devices (incl. 3rd party equipment)

### Comprehensive block schematic

Discover all possibilities of the LUNA-F in this visual representation or diagram that illustrates the functional components and their interconnections within the device.



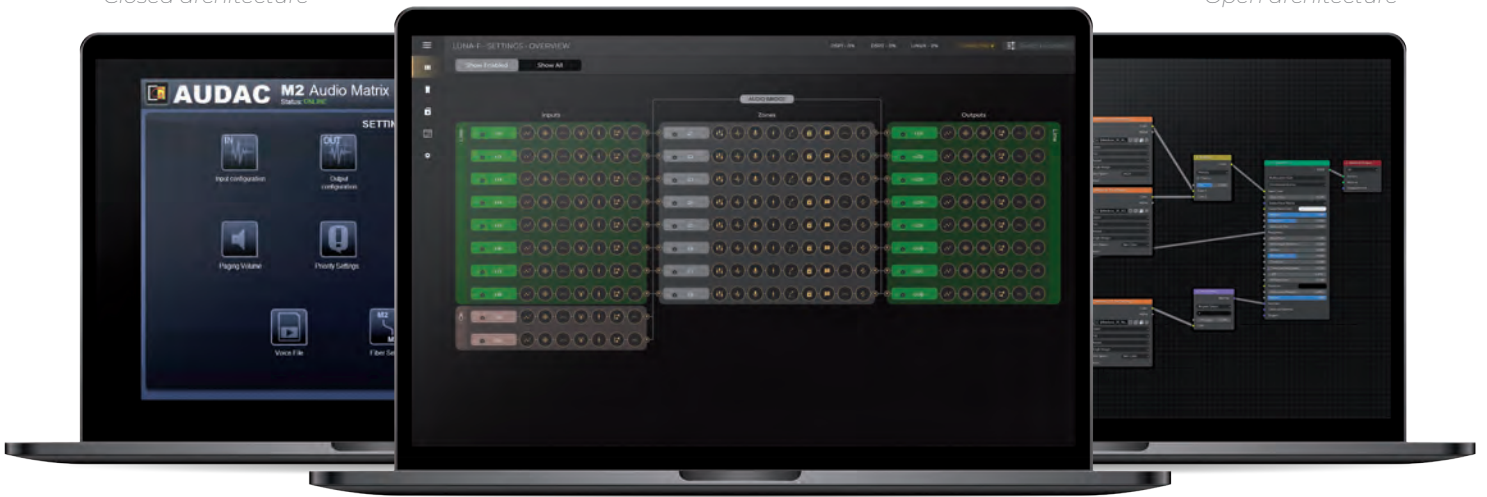
View the full schematic on [audac.eu](http://audac.eu)



	Mic / Line inputs	Flex inputs/ outputs	Line outputs	GPIO	Dante™/AES67 Networked audio channels	AEC (Acoustic Echo Cancellation)	Control interface ports	Dimensions
LUNA-F	8	8	8	24 flex	Standard: 16 x 16 Software extension: 8 x 8 [SL-NAC8] Max channel count: 64 x 64	Optional license [SL-AEC4] (Max. 4 Ch / LUNA-F)	Ethernet (primary & secondary), RS-485 & RS-232	482 x 44 x 335 mm

Closed architecture

Open architecture



Empowering efficiency with intuitive control

# Flexible architecture

In today's fast-paced world, the ability to quickly and efficiently manage AV equipment is more important than ever before. Therefore, we want to evolve from a closed architecture, not to a completely open one, but to a flexible settings panel. Predefined settings & routing in a fully customisable and controllable view.

- ① 8 x balanced Mic/Line inputs
- ② 8 x flex in- & outputs
- ③ 8 x balanced line outputs
- ④ 24 x GPIO in-/output contacts
- ⑤ USB Type-C host - E.g. uploading files
- ⑥ RS232/RS485 control
- ⑦ External error contact
- ⑧ Network ethernet & primary Dante™ port
- ⑨ 24V DC connector



# LUNA-U

## Unified audio matrix processor



 USB | 
  TCP/IP | 
  Dante

The LUNA-U is the next-generation audio matrix processor, offering highly flexible and scalable system solutions for audio distribution from medium-sized to the largest enterprise solutions. The internal structure provides unseen flexibility and a vast number of possibilities for an audio distribution system. The powerful DSPs (dual SHARC) combined with 32-bit ADC and

DAC converters allow the most extensive signal processing with superb audio quality. It includes 12 Mic/Line Inputs and 8 Line level outputs. Additionally, up to 32 Dante™/AES67 I/O Channels are available with a single ethernet port, allowing the integration of the system with any Dante™/AES67 compatible audio over IP I/O unit.

- ✓ 12 Mic/line inputs and 8 balanced outputs
- ✓ WaveTune™ & WavePreset™ audio processing
- ☆ ✓ Expandable up to 32 x 32 Dante™/AES67 channels (optional extension card)
- ✓ Auto-update (OTA) feature
- ✓ 12 GPIO inputs and 12 outputs
- ✓ Superior sound quality & low latency
- ✓ 16 Stereo or up to 32 mono flexible zones (all combinations possible)
- ✓ Compatible with all AUDAC network control devices (incl. 3rd party equipment)
- ✓ Event Handler (trigger & timed event scheduling)

	Mic / Line inputs	Flex inputs / outputs	Line outputs	GPIO	Dante™/AES67 Networked audio channels	AEC (Acoustic Echo Cancellation)	Control interface ports	Dimensions
LUNA-U	12	-	8	12 in & 12 out	Standard: None Hardware (w/ software) extension: 8 x 8 [ ANM88 ] Additional software extension: 8 x 8 [ SL-NAC8 ] Max. channel count: 32 x 32	-	Ethernet (primary & secondary), RS-485 & RS-232	482 x 44 x 335 mm



## Superior sound quality & low latency

Thanks to the superior sound processing and flexibility of the Atellio family, it provides seamless adaptation for diverse applications, from commercial installations to live performances where low latency and a high sound quality is required.



## A world of possibilities

Fully flexible mapping of the signal path allows you to easily distribute audio to up to 16 stereo zones or up to 32 mono zones (all combinations possible).

- ① 12 x balanced Mic/Line inputs
- ② 8 x balanced line outputs
- ③ 12 in & 12 out GPIO contacts
- ④ USB Type-C host - E.g. uploading files
- ⑤ RS232/RS485 control
- ⑥ External error contact
- ⑦ Network ethernet port
- ⑧ 24V DC connector



# Make your system even more complete

## Atellio family extensions

Our software-based thinking not only forces us to challenge ourselves to constantly improve our total system control platform, AUDAC Touch™, yet also results in offering software and hardware-related licenses.

This vision enables us to activate new and additional functions from the start or later in the project without having our partners pay for features they won't need or use.

Optional licenses	
8 x 8 networked Dante™/AES67 Audio channels expansion license [ SL-NAC8 ]	4 channels AEC activation license [ SL-AEC4 ]

Additional extension cards
Dante™/AES67 networked module + 8 x 8 license for LUNA-U [ ANM88 ] - Dante








# MTX series

## Multi zone audio matrix



⚡ 230 Volt | ⚡ 24 Volt | ☁ TCP/IP | 🌐 RS232

The MTX series are cost effective multi zone audio matrix systems with advanced control possibilities, comprehensive configuration and multiple expansion capabilities. The availability of two different models with 4 or 8 output zones make them the ideal solution for a wide variety of applications.

System control is easily achieved on the front panel thanks to the ScrollPush™ control and PFL speaker, or by using the integrated web-server which can be connected to any LAN network, allowing full system control from any TCP/IP supporting device. The compatibility

with AUDAC Touch™ enables you to create a total system control platform, while RS232 allows interconnection with 3rd party automation systems.

Microphone or line level signals can be connected to both balanced Mic/Line inputs with priority, phantom power and 3-band tone control, while four RCA inputs allow connection of stereo line-level sources. Additional / local inputs for each zone can be connected using additional wall panels which also include remote control possibilities when required (e.g. WP2xx series).

### MTX48

#### 4-zone audio matrix



- ① RS232 & TCP/IP control port
- ② Wall panel inputs & zone outputs
- ③ 4 stereo line inputs
- ④ 2 balanced microphone inputs

### MTX88

#### 8-zone audio matrix



- ✓ Compatible with WP2xx series & NCP105
- ✓ Built-in PFL speaker
- ✓ Priority audio inputs with phantom power
- ✓ Priority mute contact input
- ✓ 24 Volt power connection

	Inputs	Outputs	Controls	Height	Dimensions	Weight
MTX48	2 mic, 4 line 4 wall panel	4 balanced stereo line, 4 zones	RS232, Ethernet, Wall panel, front	2 HE	482 x 88 x 335 mm	4.75 kg
MTX88	2 mic, 4 line 8 wall panel	8 balanced stereo line, 8 zones	RS232, Ethernet, Wall panel, front	2 HE	482 x 88 x 335 mm	4.84 kg

## Example setup

Below we have the multi zone audio matrix being used in an office area.

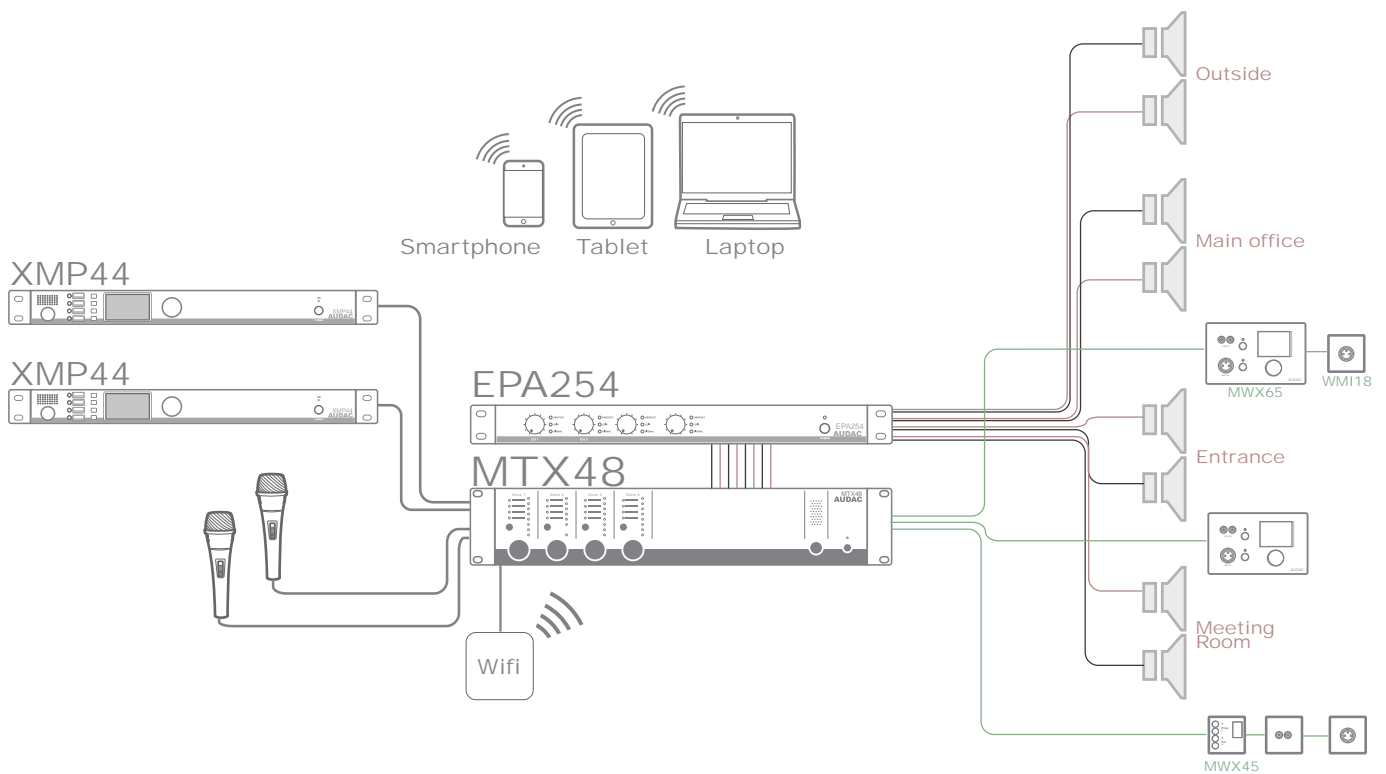
Two XMP44 devices are shown here, representing the possibility for adding any kind of audio source or media player to the system. Besides the available options, also computer, TV or even mobile devices can be connected as an audio source.

Computers throughout the building allow authorized personnel to access the matrix unit's advanced options or you can control the system by using your iPad or iPhone.

Two handheld microphones can be connected for e.g. presentations but you could replace these for a table top microphone or the MPX paging microphone.

All rooms inside the building have been given their own wall panel controls and extra audio inputs. This has been done in two ways, firstly by installing an MWX65 or by placing an MWX45 with line or microphone wall inputs.

Don't forget these wall panels can combine together as you can see in the meeting room and main office.





# Preamplifiers

Versatile audio signal preamplification and mixing solutions offering unmatched and intuitive controllability.

# PRE1xx series

## Stereo preamplifiers



Bluetooth

Its simple but versatile design makes the PRE series a multifunctional solution for installations where multiple voice and music sources need to be mixed to one or two (only PRE126) output zones. The stereo design with six inputs allows connecting any type of audio source such as microphones, a Bluetooth signal and balanced or unbalanced line level sources.

Channels one and two are balanced inputs, allowing the connection microphone and line level sources. They feature 3-band tone control, phantom power and talk over for priority announcements. The other inputs are one balanced and three unbalanced stereo line inputs allowing connection of any line level audio sources.

An integrated Bluetooth receiver and a front panel 3.5mm jack offers convenient wired or wireless connection possibilities for mobile and portable devices including laptops, smartphones and tablets.

A master volume control for the output(s) including 2-band tone control and LED VU bar is located on the front panel, also accommodating each inputs mixing dial. On the back of the preamplifier is a priority mute contact that suppresses all (non-priority) music sources in case of contact closure, allowing linking autonomous alarm systems.

### PRE116

6-channel stereo preamplifier



- ① Balanced stereo line output(s)
- ② 3 unbalanced stereo line inputs
- ③ Balanced stereo line input
- ④ 2 Balanced microphone inputs with Prio, talkover and 3-band tone control

### PRE126

Two zone 6-channel stereo preamplifier



- ✓ 3.5 mm Jack input on front
- ✓ Integrated Bluetooth receiver
- ✓ Priority mute contact input
- ✓ Extension antenna available (see page 199)

	THD+N	Signal / Noise	Frequency Response	Dimensions	Weight
PRE116	< 0.05 dB (mic) < 0.01 dB (line)	> 80 dB (mic) > 100 dB (line)	20 Hz - 20 kHz	482 x 44 x 335 mm	3.75 kg
PRE126	< 0.05 dB (mic) < 0.01 dB (line)	> 80 dB (mic) > 100 dB (line)	20 Hz - 20 kHz	482 x 44 x 335 mm	3.80 kg

# PRE2xx series

## Stereo preamplifiers



The PRE2xx series pre-amplifiers are solutions for applications where a large number (up to 8) of microphones (or other mono balanced audio inputs) need to be mixed to two (PRE220) or four (PRE240) output zones. The multifunctional stereo design with a total of 10 inputs allows connection for any type of audio source such as microphones, Bluetooth devices or line level audio sources.

Channels one up to eight are balanced inputs, allowing the connection of microphones or line level audio sources with the ability of enabling 48V phantom power to each input. They feature 3-band tone control and talk-over for priority announcements. The other two (9 and 10) inputs are unbalanced stereo line inputs allowing connection of any type of line level audio source.

An integrated Bluetooth receiver and a front panel 3.5mm jack offers convenient wired or wireless connection possibilities for mobile and portable devices including laptops, smartphones and tablets.

The front panel includes a master volume control with 2-band tone control and LED VU bar for each output. Each input section is accommodated with input mixing dials and output selection switches.

A priority mute for each zone output suppresses all (non-priority) music sources in case of contact closure, allowing linking autonomous alarm systems.

### PRE220

Two zone 10-channel stereo pre-amplifier



- ① Balanced stereo line outputs (up to 4)
- ② 2 x Unbalanced stereo line input
- ③ 8 x Balanced line / mic inputs with talkover, phantom (48V) & 3 band tone control

### PRE240

Four zone 10-channel stereo pre-amplifier




- ✓ 3.5 mm jack input on front
- ✓ Integrated Bluetooth receiver
- ✓ Priority mute contact input
- ✓ Extension antenna available (see page 199)

	THD+N	Signal / Noise
PRE220	< 0.05 dB (mic) < 0.01 dB (line)	> 80 dB (mic) > 100 dB (line)
PRE240	< 0.05 dB (mic) < 0.01 dB (line)	> 80 dB (mic) > 100 dB (line)

Frequency Response	Dimensions	Weight
20 Hz - 20 kHz	482 x 88 x 335 mm	4.25 kg
20 Hz - 20 kHz	482 x 88 x 335 mm	4.40 kg







## Audio players

The right audio source for the right audience is important in any audio installation. AUDAC offers modular future-proof audio players which give you the complete freedom to customize the installation to the end user's taste.

# Why not have it all?

Audio players reinvented

## AUDAC Touch™

Full system control is made possible using the AUDAC Touch™ application. This multi-platform compatible application allows integration of various product types including audio players, matrix systems or any other supported products with each other. A wide variety of controls can be merged together as widgets in one dashboard, including output volume controls, source selection, radio station or track control, relay unit & relay unit toggle control, ... Indicator widgets allow monitoring of currently playing tracks or complete playlists.



Internet



Media



Voice  
File



Bluetooth



DAB



# XMP44

## Professional modular audio system



An audio player fulfilling specific needs of any user sounds hard to achieve. With this modular audio system, a fully flexible structure with 4 slots is at your disposal. Each slot allows implementation of any available module, selectable between FM tuners, DAB&DAB+ tuners, contact & time triggered voice file interfaces as well as internet audio players and USB media players/recorders. This results in a solution that will live up to the needs of any user that takes high regard of crystal clear audio reproduction.

Thanks to the 2.8" TFT display and the push rotary dial on its front, an unmatched user experience

is achieved. In combination with 4 tactile pushbuttons even unexperienced users can make adjustments and custom configurations with great ease. A USB interface for each module (4 in total) allows playback or storage of media & voice files, while pre-listening for each output is made possible through a built-in speaker.


The XMP44 is both RS232 and TCP/IP controllable allowing implementation with home & industrial automation systems. Using the freely available application AUDAC Touch™, control and configuring can be done from any portable device on any location and at any time.

- 1 Built-in pre-listening speaker
- 2 USB interface for each module slot (4x)
- 3 RS232 and TCP/IP remote control connections
- 4 SourceCon™ module slots (4x)
- ✓ Fully flexible modular structure
- ✓ Stores up to 4 SourceCon™ modules
- ✓ 2.8" TFT display with intuitive user interface
- ✓ Control through front panel & AUDAC Touch™
- ✓ Dante™ option available

# SourceCon™ modules


SourceCon™ technology guarantees true plug and play implementation to any compatible device, allowing your media player to be tailored to fit any specific application. The wide variation of compatible modules and extensive configuration possibilities allows flexible combinations for any application.

Installation is done by sliding the modules into guide rails, while connections are made using board-edge connections. This allows simple and fast installation without requiring additional internal wiring or complex configuration. When inserted to a supporting slot, the module is instantly installed, discovered and ready for operation.




## MMP40 Media player & recorder module

- ✓ Audio playback & recording
- ✓ MP3, WMA, WAV, FLAC, OGG & AAC playback
- ✓ MP3, WAV & OGG recordings
- ✓ USB media support (storage & playback)
- ✓ Repeat & random, single & continuous play



## FMP40 Voice file media player module


- ✓ External (USB) & internal (Micro SD) media support
- ✓ MP3, WMA, WAV, FLAC, OGG & AAC playback
- ✓ 15 trigger contact inputs (NO/NC configurable)
- ✓ 50 programmable triggers (timer and/or contact)
- ✓ Momentary / continuous contact triggering
- ✓ Trigger voice files using the clever web interface



Bluetooth

## BMP42 Bluetooth module

- ✓ Long distance Bluetooth transmission
- ✓ Pairing protection
- ✓ External & removable antenna
- ✓ Bluetooth version 4.2
- ✓ Custom device ID naming
- ✓ Extension antenna available (see page 199)




DAB


## DMP42 DAB/DAB+/FM tuner module


- ✓ DAB/DAB+/FM support
- ✓ RDS / Radiotext station information
- ✓ Preferential station storage (10 entries)
- ✓ Signal strength indication
- ✓ Splitter ASK40S available (see page 199)





## IMP40 Internet audio player module

- ✓ Linum™ technology
- ✓  database sync (30.000+ Channels)
- ✓ MP3, WMA & AAC radio station support
- ✓ USB media player backup
- ✓ Custom audio stream selection



## NMP40 Network audio player module

- ✓ Licensed streaming for business\*
- ✓ SourceCon™ technology
- ✓ Plug and play installation and setup
- ✓ AUDAC Touch™ compatible
- ✓ Maintain high sample rates
- ✓ Multi device compatibility
- ✓ Enjoy continuous music

\* Note that your national legislation may be different for your territory, check the website for more information.



AUDAC has started a collaboration with Soundtrack Your Brand®, a Spotify-backed music streaming company which focusses on the selection and streaming of licensed music in stores, companies and other public places.

# ANX44X

## Audio network interface 4 in / 4 out


The ANX44X is a Dante™ audio network interface for installation in the XMP44 professional modular audio system, featuring four input and four output channels. The installation of this optional module allows the XMP44 to be integrated into any Dante™ enabled AV network and flawlessly transfer digital audio with any compatible product on the market.

The bi-directional audio exchange with the 4 SourceCon™ interface card slots allows distribution of the audio stream from the installed modules, allowing any radio tuner, media player, internet radio or other audio source distribution throughout your Dante™ network.

A true plug and play solution is created when linking multiple Dante™ enabled devices with each other on a standard IP network. It offers self-configuring solutions by using DHCP configuration, while the connection can be made to any existing 100 Mbit or 1 Gbit network infrastructure.

Bi-directional signal transmissions with a sampling frequency of 48 kHz and a bit depth of 24 bit are simultaneously possible on all in- and output channels, while guaranteeing an incredibly low latency with a maximum up to 5 ms (depending on the network occupation).

The ANX44 comes delivered as an installation kit, including all required accessories for integration into the XMP44 chassis. Installation shall be performed by qualified technicians.



**Dante®**

- ✓ Integration into XMP44 chassis
- ✓ 4 input & 4 output channels
- ✓ 48 kHz / 24 bit digital audio transfer
- ✓ Compatible to any Dante™ enabled device available on the market
- ✓ True plug & play solution
- ✓ Automatic device discovery & simple graphical routing

# RMT40

## RF Remote control




The RMT40 is a remote control allowing operation of various audio source devices. The 2.4 GHz wireless technology features a transmission distance of up to 10 meters, allowing out of sight operation with great advantage compared to regular IR systems. It includes a USB type receiver which shall be plugged into the supporting USB slot on the receiving device.

- ✓ 2.4 GHz wireless RF technology
- ✓ Multifunctional operation
- ✓ ~ 10 meter transmission range
- ✓ Out of sight operation
- ✓ Including USB receiver

# ISP40

## Internet audio player

 RS232


The ISP40 is a professional internet audio player featuring the unique Linum™ technology. This technology is setting new standards in the world of internet audio players eliminating any unwanted behaviours such as sudden channel hopping, while seamlessly restoring audio streams after power or connection interruptions. Selections on different criteria such as genre, location, language, ... can be made out of over 30.000 channels using the  database, while custom streams can also be added to preference lists with up to 100 entries.

Thanks to the 2.8" TFT display and the push rotary dial on its front, an unmatched user experience is achieved. In combination with 4 tactile pushbuttons even unexperienced users can make adjustments and custom configurations with great ease. Implementation with home & industrial automation systems is made possible through an RS232 remote control port.

- |  |   |
|--|---|
| <ul style="list-style-type: none"> <li>① RS232 remote control and USB (update) connections</li> <li>② Balanced stereo line output (terminal block)</li> <li>③ RJ45 Ethernet connector</li> </ul> | <ul style="list-style-type: none"> <li>✓ Linum™ Technology</li> <li>✓  database sync (30.000+ Channels)</li> <li>✓ MP3, WMA, radio station support</li> <li>✓ Custom audio stream selection</li> <li>✓ Preferences list up to 100 entries</li> </ul> |
|--|---|



Compatible with RMT40 remote control



# TSP40

## FM tuner

 RS232


The TSP40 is a professional tuner with worldwide FM band support (64-108 MHz) featuring a great signal reception with high-quality audio reproduction. Radio stations can be selected through manual or auto tuning, while preferred channels can be internally stored and easily recalled. Radio station information carried by RDS is displayed on the front panel, while other functions as mono/stereo switching always guarantee the best possible audio clarity.

Thanks to the 2.8" TFT display and the push rotary dial on its front, an unmatched user experience is achieved. In combination with 4 tactile pushbuttons even unexperienced users can make adjustments and custom configurations with great ease. Implementation with home & industrial automation systems is made possible through an RS232 remote control port.

- |  |  |
|--|--|
| <ul style="list-style-type: none"> <li>① RS232 remote control and USB (update) connections</li> <li>② Balanced stereo line output (terminal block)</li> <li>③ F-Type antenna connection</li> </ul> | <ul style="list-style-type: none"> <li>✓ Worldwide FM band support (64-108 MHz)</li> <li>✓ RDS station information</li> <li>✓ Manual and auto tuning</li> <li>✓ Preference station storage</li> <li>✓ Signal strength indication</li> <li>✓ Individual traffic volume control</li> </ul> |
|--|--|



Compatible with RMT40 remote control

# Amplifiers

Qualitative amplifiers are a key element in your audio system. Amplifiers do not produce sound themselves but amplify the signal for your loudspeakers. They constantly have to deliver the power that your passive loudspeakers need. We offer a complete portfolio to meet a wide range of needs. You can choose between digital network amplifiers and analogue non-network amplifiers.



# AMP203

## Dante™/AES67 mini stereo amplifier



AUDAC Touch™ compatible

The AMP203 is a revolutionary small amplifier, featuring network input through Dante™ providing a complete media networking solution to distribute uncompressed audio via standard Ethernet networks with near-zero latency, while allowing all other data to be connected on the same network.

It features various DSP functionalities, including Low-pass, Band-pass and High-pass filters. All configurations can be made via RS485 and Ethernet.

The output connector has been implemented using a 4-pin terminal block connector, featuring an output power of 30W per channel and 60W when bridged. A variable line-out connector is also provided making it easy to connect an extra external amplifier.

Using PoE (Power over Ethernet) the amplifier receives both power and signal through a single networking cable, this way flexibility is maximized while needed cabling is kept at a minimum.

The compact convection cooled enclosure eliminates any humm or buzz otherwise caused by a fan. Various optional mounting brackets are available making it ideal for mounting under a desk, in a closet or on the wall, 19" rack mounting hardware is available as well.



- ✓ Line-out terminal block connector
- ✓ Dante™ & AES67 digital audio input
- ✓ Integrated DSP with advanced possibilities including EQ and filters
- ✓ PoE 802.3bt (and lower) compatible
- ✓ Ethernet & RS-485 control possibilities
- ✓ NCP105 compatible (see page 72)

### Optional mounting bracket

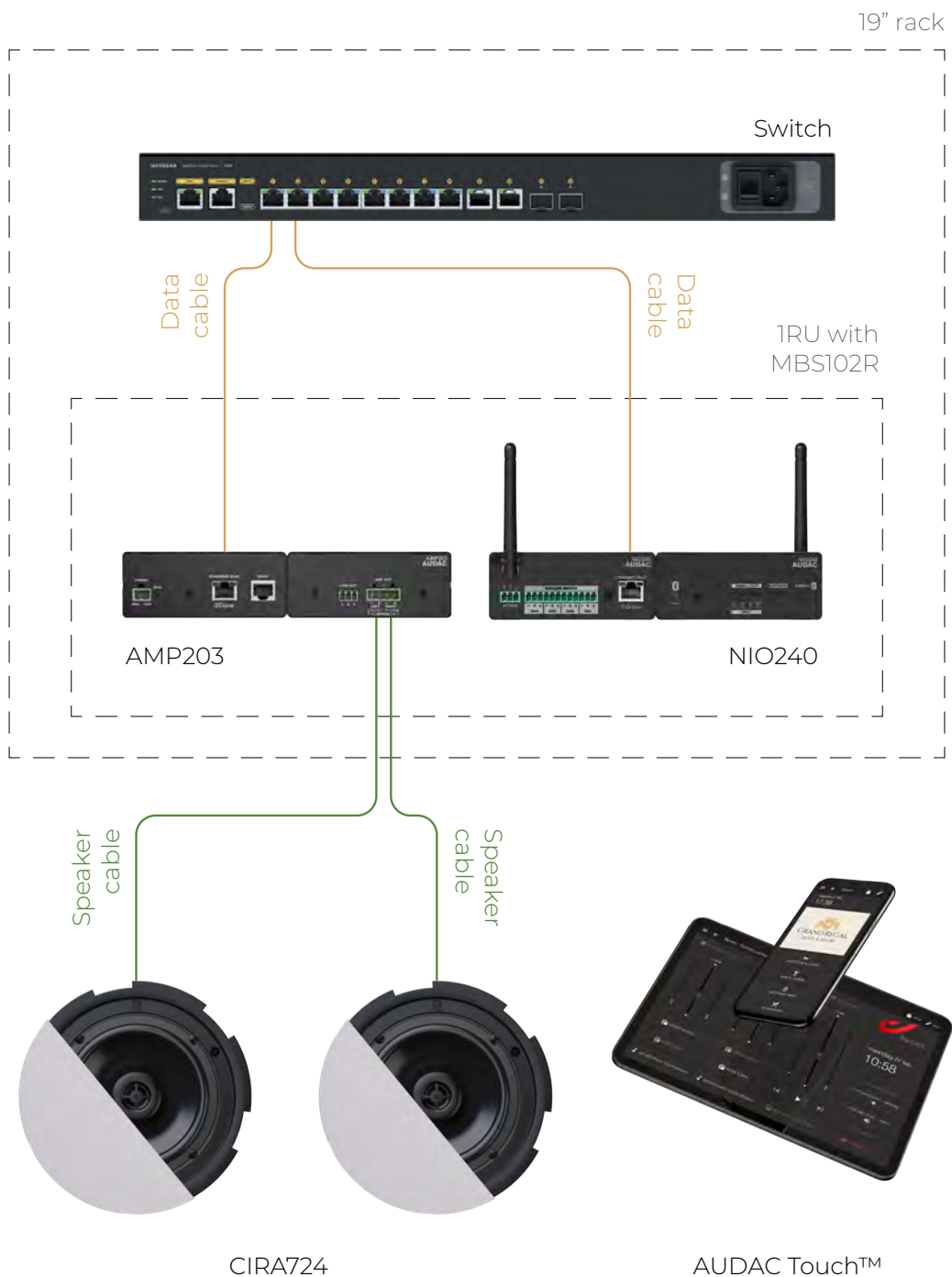


Compatible with a variation of MBS1xx series installation accessories, see page 197 of this catalogue for more details.

	Stereo @ 4 Ω	Stereo @ 8 Ω	Bridge @ 2 Ω	Bridge @ 4 Ω	Bridge @ 8 Ω	THD+N	Dimensions
AMP203	2 x 30W	2 x 30W	1 x 60W	1 x 60W	2 x 30 W	< 0.015%	108 x 44 x 165 mm

## Decentralize your system by creating virtual zones

Using TouchLink™ virtual processing over an existing Dante network, the AMP203 enables the creation of multiple virtual zones, making it an ideal solution for scalable decentralized setups. Combined with the NIO240 as an analog input mixer and for additional signal processing, this setup delivers unparalleled flexibility. Connected and powered via a single CAT cable, the AMP203 and NIO240 seamlessly integrate with a Dante network. With the Dante Controller, music can be routed to any virtual zone and controlled effortlessly through AUDAC Touch™.



# AMP523MK2

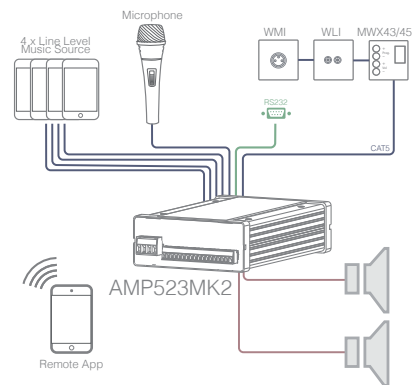
## Web-based mini stereo amplifier



Ideal for applications requiring compact audio solutions with extended connectivity and controllability possibilities such as meeting and conference rooms. A variety of line level sources (up to 4) such as laptops or media players can get connected in combination with a microphone. The microphone input contains priority offering automatic switching from background music to speech when the presentation begins.

- ✓ 4 Unbalanced stereo line inputs
- ✓ Balanced mic input with phantom & priority
- ✓ TCP/IP, RS232 & RS485 control possibilities
- ✓ Integrated 2 x 15 Watt amplifier
- ✓ Compatible with WP2xx series, NCP105 & VC3208

The AMP523MK2 is RS232, RS485 and TCP/IP controllable allowing implementation with home & industrial automation systems. Using the freely available application AUDAC Touch™ control and configuring can be done from any portable device on any location and at any time.



### Optional mounting bracket



Compatible with a variation of MBS1xx series installation accessories, see page 197 of this catalogue for more details.

AMP523MK2	Stereo @ 4 Ω	Stereo @ 8 Ω	Bridge @ 8 Ω	Efficiency	Freq Response	Dimensions	Weight
	2 x 15W	2 x 7.5W	1 x 30W	87% @ Max	20 Hz - 20 kHz	108 x 44 x 165 mm	0.81 kg



# MFA series

## Commercial all-in-one amplifiers

The MFA series are commercial all-in-one audio solutions, offering true all-in-one solutions for countless applications, ranging from small bars & restaurants to medium sized retail stores, corporate installations, sports facilities and many more. The integrated two-channel amplifier can be used in low impedance stereo systems while bridging merges the output power to be used in constant voltage 70V/100V distributed audio systems.

This combined with the integrated SourceCon™ module offers the most compact and versatile audio system including audio source, processing, matrix system and amplification in a single and compact housing.



AUDIO SOURCE



AUDIO PROCESSOR



AUDIO MATRIX



AUTOMATION SYSTEM



AMPLIFIER



AUDAC Touch™ compatible







- USB
- TCP/IP
- Dante  
Option available

This all-in-one solution is designed as a two-channel amplifier using class D amplifier technology. It can be used for powering low impedance stereo systems with a maximum power of 2 x 80 Watt, while bridging to a constant voltage (100V and 70V) is possible with a maximum output power of 160 Watt. A switch-mode power supply allows a wide variation of mains voltages for global compatibility.

The integrated SourceCon™ module slot allows the implementation of any available compatible module, offering a true all-in-one solution. Typical applications are the implementation of an audio streaming module or internet radio module.

Additionally, a stereo line input allows connection for any kind of external audio sources. A balanced mic/line input allows connection for an announcement microphone with compatibility for condenser microphones using the integrated phantom power supply (15V). A priority switch overrides the background music

when enabled and compatibility with line-level sources (e.g. voice file players) is guaranteed by wide gain adjustment (0 dB ~ +50 dB).

Thanks to the 2.8" TFT display and the push rotary dial on its front, an unmatched user experience is achieved.

The MFA series are both RS232, RS485 and TCP/IP controllable allowing implementation with home & industrial automation systems and peripheral devices. Using the freely available AUDAC Touch™ application, control and configuration can be done from any portable or non-portable device on any location and at any time.

Desktop installation or mounting in an equipment rack using the MBS1xx series (optionally available, see page 173) mounting adapters is possible. The half 19" rackspace enclosure allows single installation in a 10.5" equipment rack, or side-by-side (two devices) in a 19" equipment rack.

- ① TCP/IP, RS232 & RS485 remote control/peripheral connections
- ② 1 Stereo (4Ω) or Mono (70V/100) amplified output + line/pre-amp output (configurable)
- ③ SourceCon™ Module slot (optional)
- ④ Balanced microphone input with priority and phantom power and unbalanced line input

- ✓ TouchLink™ compatible
- ✓ Integrated SourceCon™ module slot
- ✓ Control through front panel & AUDAC Touch™
- ✓ Advanced DSP and speaker management
- ✓ WaveDynamics™ compatible
- ✓ TCP/IP, RS232, RS485 and Dante™ (optional) compatible



MBS310  
Optional mounting bracket  
(See page 197)

	Stereo @ 4 Ω	Stereo @ 8 Ω	Bridge @ 70V/100V	THD+N	Signal/Noise	Freq Response	Dimensions	Weight
MFA208	2 x 40W	2 x 20W	80W	< 0.05 %	> 90 dB	20 Hz - 20 kHz	217.5 x 43.7 x 300 mm	2.20 kg
MFA216	2 x 80W	2 x 40W	160W	< 0.05 %	> 90 dB	20 Hz - 20 kHz	217.5 x 43.7 x 300 mm	2.25 kg

# SMA & SMQ series

## WaveDynamics™ Class-D power amplifiers

The SMA & SMQ series are Class-D power amplifiers featuring WaveDynamics™ audio processing technology. They come in different output configurations with two or four channels and are available in output powers of 350W, 500W, 750W and 1250W. Their great flexibility and different configurations make it the solution for nearly every system, no matter if it's a fixed installation or a mobile application.

### WaveDynamics™

A complete library of AUDAC speaker and set solution presets is available for your projects, making it easy as picking the right file, loading it & play! Besides the optimal acoustic configurations, this library also includes the speaker performance parameters providing a bulletproof protection for them.

The 7-Band fully parametric equalizer with adjustable frequency and Q-factor and Butterworth, Bessel and Linkwitz-Riley filters with selectable roll-off allow you to create custom configurations, tweak your setup to the finest detail and adapt to your room's acoustics. A delay function allows time-alignment of different speakers in your installation.

Configurations also allow you to bridge the outputs, double the output power of stereo channels to one mono channel or make a single three-channel amplifier driving a complete setup composed of stereo Mid/High frequency speakers and a bass cabinet.

### Controllability

The operation and configuration of the device can be done in multiple ways. The most obvious way is by using the front panel controls, featuring a rotary selection dial and channel selection buttons with a clear and intuitive user interface on the 2.5" graphical LCD display.

Total system configurations for predefined set solutions can be loaded into the amplifier using the USB port.

Integration of the audio system into home and industrial automation systems is made easy through the RS232 connection & control port whereby functions such as input switching, volume adjustment, etc. can be controlled.

An optional Dante™ interface is available for the WaveDynamics™ amplifiers. The installation of this network interface allows receiving and sending of low latency, high quality audio over a standard Ethernet network.

WaveDynamics™ configurator - AUDAC Touch™





## Flexibility

Every system comes with different requirements and every customer has his own preferences. Because of this, the structure is made as flexible as possible. This is achieved by an input selection matrix.

Each of the input connections can be patched to any amplifier channel and contains software controllable gain. The different implementations of the in- and output connectors allow the easiest way of connection for every application, while allowing signal linkthrough to other amplifiers.

## Protection

Optimal protection is not only required for the listeners' satisfaction, but can also be important for complying to the imposed regulations and guaranteeing the lifetime of the equipment. Because of this, protection precautions are implemented in different ways.

Firstly, user access is made possible on different levels. The device can be blocked or accessed in user or administrator level. Different levels allow different configuration and control functions, giving limited (Eg: only volume) control access to standard users and full configuration control to

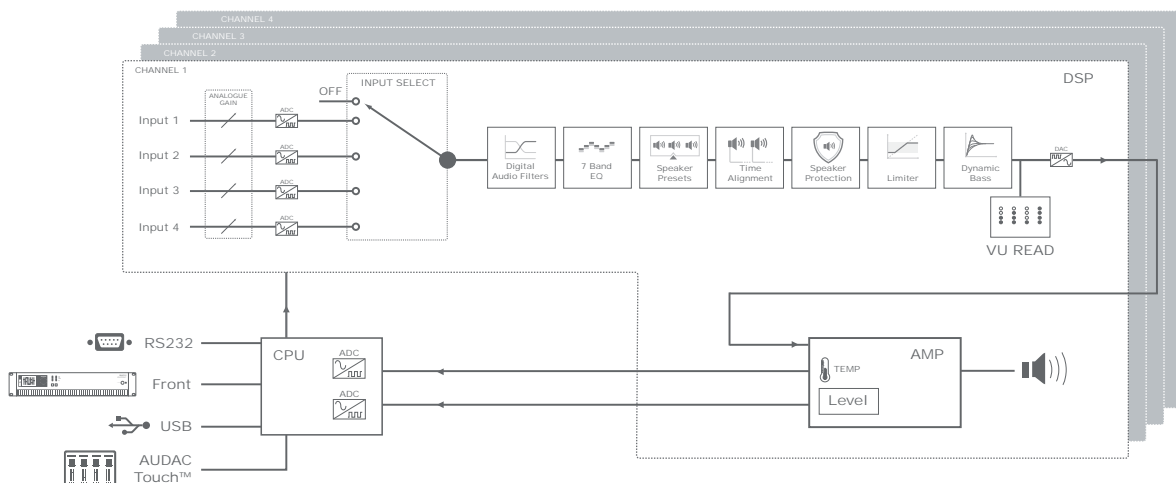
administrators. User restriction can be enabled and disabled and is given through password and/or USB-key.

Secondly, equipment protection is implemented by an output limiter which monitors the output power of every channel and will intervene when the output exceeds a certain level. The corresponding level can be software configured and is indicated in Watts. When the output limiter is configured at the maximum power of the speaker, you can rest assured that the speakers won't be blown during your absence.

Lastly, the maximum volume for every channel can be set independently. This prevents users (having volume access) going over the limit. This can help you to keep the system compliant with imposed regulations and maintain the good relationship with the neighbours.


## Efficiency

The switching mode power supply and Class-D amplifier technology in combination with the auto-standby mode for each separate amplifier channel brings an end to the era of the power-hungry amplifiers. In addition, these features also result in a lightweight amplifier which benefits the customer when used in mobile applications.



# SMA series

## WaveDynamics™ dual-channel power amplifiers



The features and availability in different output powers make this Class-D dual-channel power amplifier series ideal for both fixed and mobile applications. Whether accessing it on an administrator or a user level, configuration is made easy using a WaveDynamics™ DSP processor in combination with a front facing 2.5" LCD display and control buttons. Acoustic optimization can be achieved using available Butterworth, Bessel and Linkwitz-Riley filters with selectable roll-off which can be configured as Low / High & Band Pass, adjustable 7-Band equalization and Q-factor.

Other provided functions include delay, dynamic bass boost, output power limiting while the input selection matrix allows for great flexibility. For complete system integration, it has an RS232 control port. AUDAC provides a complete library of presets for its speakers ensuring the best acoustical performance with a bullet-proof speaker protection. These can be uploaded using the USB input that can also be used for making a backup of your work.

- ① Speakon compatible & terminal block output connections
- ② RS232 control and Dante™ expansion port
- ③ XLR & terminal block input & linkthrough connections

- ✓ TouchLink™ compatible
- ✓ Lightweight Class-D amplifier
- ✓ Advanced DSP and speaker management
- ✓ 2.5" LCD display with intuitive user interface
- ✓ WaveDynamics™ speaker & set configurations
- ✓ RS232 control and Dante™ compatibility (optional)

	Stereo @ 4 Ω	Stereo @ 8 Ω	Bridge @ 8 Ω	THD+N	Signal/Noise	Freq Response	Dimensions	Weight
SMA350	2 x 350W	2 x 220W	700W	< 0.05 %	> 90 dB	20 Hz - 20 kHz	482 x 88 x 420 mm	7.50 kg
SMA500	2 x 500W	2 x 300W	1000W	< 0.05 %	> 90 dB	20 Hz - 20 kHz	482 x 88 x 420 mm	7.75 kg
SMA750	2 x 750W	2 x 380W	1500W	< 0.05 %	> 90 dB	20 Hz - 20 kHz	482 x 88 x 420 mm	8.00 kg

# SMQ series

WaveDynamics™ quad-channel power amplifiers



The features and availability in different output powers make this Class-D quad-channel power amplifier series ideal for both fixed and mobile applications. Whether accessing it on an administrator or a user level, configuration is made easy using a WaveDynamics™ DSP processor in combination with a front facing 2.5" LCD display and control buttons. Acoustic optimization can be achieved using available Butterworth, Bessel and Linkwitz-Riley filters with selectable roll-off which can be configured as Low / High & Band Pass, adjustable 7-Band equalization and Q-factor.

Other provided functions include delay, dynamic bass boost, output power limiting while the input selection matrix allows for great flexibility. For complete system integration, it has an RS232 control port. AUDAC provides a complete library of presets for its speakers ensuring the best acoustical performance with a bullet-proof speaker protection. These can be uploaded using the USB input that can also be used for making a backup of your work.

- ① Speakon compatible & terminal block output connections
- ② RS232 control and Dante™ expansion port
- ③ XLR & terminal block input & linkthrough connections
- ⓘ Also available in 70-100V: see PMQ series
- ✓ TouchLink™ compatible
- ✓ Lightweight class-D amplifier
- ✓ Advanced DSP and speaker management
- ✓ 2.5" LCD display with intuitive user interface
- ✓ WaveDynamics™ speaker & set configurations
- ✓ RS232 control and Dante™ compatibility (optional)
- ✓ NCPI05 compatible (see page 72)

	Stereo @ 4 Ω	Stereo @ 8 Ω	Bridge @ 8 Ω	THD+N	Signal/Noise	Freq Response	Dimensions	Weight
SMQ350	4 x 350W	4 x 220W	2 x 700W	< 0.05 %	> 95 dB	20 Hz - 20 kHz	482 x 88 x 420 mm	8.15 kg
SMQ500	4 x 500W	4 x 300W	2 x 1000W	< 0.05 %	> 95 dB	20 Hz - 20 kHz	482 x 88 x 420 mm	8.35 kg
SMQ750	4 x 750W	4 x 380W	2 x 1500W	< 0.05 %	> 95 dB	20 Hz - 20 kHz	482 x 88 x 420 mm	8.55 kg
SMQ1250	4 x 1250 W	4 x 630W	2 x 2500W	< 0.05 %	> 95 dB	20 Hz - 20 kHz	482 x 88 x 420 mm	9.76 kg

# PMQ series

WaveDynamics™ quad-channel 70-100V power amplifiers



The PMQ series are professional 70-100V quad Channel Power Amplifiers, providing a new standard for premium sound 100v amplification in applications that require a high output. Their advanced features and availability in different output powers for 240 Watt, 480 Watt and 600 Watt provide an enormous flexibility for numerous applications.

The WaveDynamics™ DSP processor in combination with the 2.5" LCD display gives an unmatched user experience with intuitive functions overview for easy configuration. Acoustics can be optimized using filters with selectable roll off and a 7-Band equalizer which has adjustable frequencies and Q-factor. Other provided functions are delay and dynamic bass boost. Configuration is made simple with

loudspeaker presets which can be selected from a library and uploaded with an USB flash drive to ensure the best acoustical performance.

A great input flexibility and source compatibility is provided by the input selection matrix in combination with the XLR and terminal block signal connections. The outputs are made using Terminal block connections.

System integration is made easy using the RS-232 control port. An optional Dante™ interface is available for the WaveDynamics™ amplifiers. The installation of this network interface allows receiving and sending of low latency, high quality audio over a standard Ethernet network.

- ① Terminal block output connections
- ② RS-232 control and Dante™ expansion port
- ③ XLR & terminal block input & linkthrough connections

- ✓ TouchLink™ compatible
- ✓ Lightweight class-D amplifier
- ✓ Advanced DSP and loudspeaker management
- ✓ 2.5" LCD display with intuitive user interface
- ✓ WaveDynamics™ loudspeaker configurations
- ✓ RS232 control and Dante™ compatibility (optional)



WaveDynamics™  
configurator in  
AUDAC Touch™

	RMS power	THD+N (@ 1 kHz)	Signal / Noise	Crosstalk (@ 1 kHz)	Freq Response	Dimensions	Weight
PMQ240	4 x 240 Watt	< 0.05 %	> 95 dB	> 70 dB	50 Hz - 20 kHz	482 x 88 x 420 mm	8.2 kg
PMQ480	4 x 480 Watt	< 0.05 %	> 95 dB	> 70 dB	50 Hz - 20 kHz	482 x 88 x 420 mm	8.9 kg
PMQ600	4 x 600 Watt	< 0.05 %	> 95 dB	> 70 dB	50 Hz - 20 kHz	482 x 88 x 420 mm	8.6 kg

# ANI44XT

WaveDynamics™ Dante™ network interfaces



 Dante®

The WaveDynamics™ amplifier series including SMA & SMQ low impedance and PMQ 70-100V power amplifiers can be expanded with ANI network interface modules. This allows implementation and easy networking with any Dante™ enabled product available on the market.

The ANI interface module has 4x4 channels, providing connection to any Dante™-powered AV network. This allows 48 kHz – 24 bit audio transfer from any Dante™ source or mixer with incredibly low latency. The use of standard 100

Mbit or 1Gbit network equipment in combination with other features such as automatic device discovery, simple graphical routing and flawless incorporation between hundreds of Dante™ enabled products available in the market, offers a no-hassle, self-configuring and true plug and play digital audio networking solution.

Music sources or mixers without any Dante™ interface can be connected to the analog inputs on the Dante™-equipped amplifier and broadcast the signal to other devices in the network.



- ✓ AES67 protocol
- ✓ AUDAC Touch™ & TouchLink™ compatible
- ✓ 48 kHz / 24 bit digital audio transfer
- ✓ Incredibly low latency (2 / 5 ms)
- ✓ Works with standard 100 Mbit or 1Gbit networking equipment
- ✓ Compatible with any Dante™-enabled device available on the market
- ✓ True plug and play solution (DHCP & automatic device discovery)
- ✓ Automatic device discovery & simple graphical routing
- ✓ Updated power supply -improving performance noise and interference

# COM104 & COM108

## Public address amplifiers



The COM104 and COM108 are compact but versatile public address mixing amplifiers, offering solutions for small to medium size audio systems in commercial installations. Typical applications are background music systems in retail stores, bars, restaurants and office buildings.

The compact and simple design allows installation in any location and operation by any possible user.

The amplifier is designed using Class-D amplifier technology and delivers an output power up to 80 Watt to constant voltage (100V and 70V) or low impedance (4 Ohm) audio systems. A switch mode power supply allows compatibility with a wide variation of mains voltages for global compatibility.

A stereo line input allows connection for a wide variation of audio sources such as media players, radio tuners, internet audio players and many more. A balanced mic / line input allows connection for an announcement microphone with compatibility for condenser microphones using the integrated phantom power supply (15V). A priority switch overrides the background music when enabled and compatibility with voice file players is guaranteed by the wide gain adjustment possibility (0 dB - +50 dB).

Desktop installation or mounting in an equipment rack using (optionally available) mounting adapters is possible. The half 19" rackspace enclosure allows single installation in a 10.5" equipment rack, or side-by-side (two devices) in a 19" equipment rack.

- ① Priority mute contact input
- ② Terminal block output connections (4Ω, 70V, 100V)
- ③ Balanced microphone input with priority and phantom power and unbalanced stereo line input.

- ✓ Compact design
- ✓ Low impedance & constant voltage output
- ✓ Variety of inputs (mic & line)



MBS310  
Optional mounting bracket  
(see page 197)

	RMS power	THD+N	Signal / Noise	Freq Response	Output voltage / Impedance	Dimensions	Weight
COM104	40W	< 0.5%	> 90 dB	20 Hz - 20 kHz	100V / 70V / 4 Ω	217.5 x 43.7 x 300 mm	3.1 kg
COM108	80W	< 0.5%	> 90 dB	20 Hz - 20 kHz	100V / 70V / 4 Ω	217.5 x 43.7 x 300 mm	3.1 kg



# COM12MK2 & COM24MK2

## Public address amplifiers



The COM12MK2 and COM24MK2 public address amplifiers are offering solutions for small to medium size commercial sound systems. Designed with a wide variation of input possibilities, an enormous flexibility for numerous applications is offered.

Six input channels with individual level control allow connectivity and mixing to a wide variation of music sources. Four balanced microphone inputs (XLR) containing phantom power and priority (2x) allow connection for almost any microphone. Two inputs selectable between stereo unbalanced line (RCA) and microphone (6.3 mm Jack) allow connection for any source such as a CD-player, music computer or portable device, or enable to expand the total microphone count to 6.

The output level is controlled using a master volume control accompanied with 2-band tone regulation. The level is indicated with a 5-segment VU-bar while output selection is made possible using an integrated 5-zone speaker switcher.

Various specific functions and advanced circuitry guarantees an optimal protection against DC malfunctioning, short circuit, overheating and overload. Other present features are a link in- and output, an amp input and pre-amp output, an integrated chime module, a remote microphone input, the possibility to connect a telephone pager unit and a priority mute contact that allows coupling and muting via an external alarm system.

- |  |   |
|--|---|
| ① Terminal block output connections              | ✓ 5-Zone output selector                    |
| ② Amplifier link in- & outputs                   | ✓ Low impedance & constant voltage output   |
| ③ Remote inputs, chime & mute contacts           | ✓ Variety of line & microphone inputs       |
| ④ Mic / Line input connections                   | ✓ Phantom power (4x) & priority (2x) on mic |
| ⑤ Microphone inputs with priority (2x) & phantom | ✓ Table top or 19" rack installation        |

	RMS power	THD+N	Signal / Noise	Freq Response	Output voltage / Impedance	Dimensions	Weight
COM12MK2	120W	< 0.5 %	> 90 dB	20 Hz - 20 kHz	100V / 4 Ω	420 x 86 x 230 mm	9.7 kg
COM24MK2	240W	< 0.5 %	> 90 dB	20 Hz - 20 kHz	100V / 4 Ω	420 x 86 x 230 mm	11 kg

# AMP22

## Mini stereo amplifier

Perfect for small installations where relatively low power is required, these compact sized power amplifiers offer multiple control and source connectivity possibilities.

Being extremely energy efficient thanks to the Class-D, standby mode and included switching power supply they use make them compliant with the highest energy efficiency and environmental requirements.



TCP/IP



Ideal for applications requiring compact and economical audio solutions such as class rooms, offices and meeting rooms, ... The compact size and very high efficiency allows it to be hidden in a closet, on a false ceiling or mounted under a desk or table.

The combination of a stereo balanced line and microphone input makes it perfectly suited for applications where used in combination with projection screens and video sources while a microphone for presentations is connected.

A remote wall mixer (e.g. WP2xx series) can be connected for applications where local mixing for the inputs is desirable, while large distances can be covered between the source and amplifier using simple

CAT5E or higher twisted pair cabling. The volume controller input allows the connection of an additional wall controller for overall volume control.

- ✓ Low noise & distortion audio amplification
- ✓ High energy efficiency
- ✓ Remote audio & volume control input
- ✓ Silent passive cooling
- ✓ Compatible with WP2xx series

### Optional mounting bracket




Compatible with a variation of MBS1xx series installation accessories, see page 197 of this catalogue for more details.

AMP22	Stereo @ 4 Ω	Stereo @ 8 Ω	Bridge @ 8 Ω	Efficiency	Freq Response	Dimensions	Weight
	2 x 15W	2 x 7.5W	1 x 30W	87% @ Max	20 Hz - 20 kHz	108 x 44 x 165 mm	0.80 kg

# CEP series

## Multi-channel 70/100V energy-efficient amplifiers



The CEP series are professional 70/100V multi-channel energy-efficient amplifiers. The one unit height device comes into two models. The CEP408 offers four channels and has an output power of 80 Watt. Both low impedance as 70/100V, deliver high-quality amplification distributed over multiple zones in various applications.

With its compact and lightweight design, the CEP series is designed with high efficiency and reliability by providing input linking through miniature switches at the back of the device in combination with Class-D amplifier technology. These switches allow daisy linking inputs from one channel to another by simply pressing the switch.

The highly efficient Class-D amplifier technology delivers an uncompromised sound experience in the most effective way. The input connections are performed with 3-Pin Terminal block connectors while the output connections are performed with a 4-pin Terminal block connector.

The multi-channel amplifier is Energy Star compliant yet can be enabled or disabled with a standby switch on the back of the device. This all is housed in a HE 19" Rack space housing. In order to reach maximum installer/maintenance convenience, the CEP is passively cooled ensuring a silent operation.

① 4-Pin terminal block output connections

② 3-Pin terminal block input connection

- ✓ Energy-star certified
- ✓ Silent passive cooling
- ✓ Terminal block input connections
- ✓ Terminal block output connections
- ✓ Input linking through miniature switches
- ✓ Compact and lightweight design
- ✓ Class-D amplifier technology

	RMS Power	THD+N	Signal / Noise	Freq Response	Output voltage / Impedance	Dimensions	Weight
CEP408	4 x 80 W	< 0.1%	> 100 dB	20 Hz – 20 kHz	70V / 100V / 4Ω	482 x 44 x 330 mm	6.3 Kg
CEP803	8 x 30W	< 0.1%	> 100 dB	20 Hz – 20 kHz	70V / 100V / 4Ω	482 x 44 x 330 mm	6 Kg

# SCP series

## Compact dual-channel power amplifiers



The SCP series are a range of extremely powerful compact dual-channel power amplifiers for commercial use. These half 19" devices can be used in stereo low impedance or 70/100V bridge mode. There are 5 different models to serve a wide range of applications with power ratings that vary between 120W up to 1000W in a half 19" rack space housing.

The compact and elegant design of the half 19" rack space enclosure allows for single installation in a 10.5" equipment rack, or side-by-side (two devices) in a 19" equipment rack. Of course, desktop installation or mounting in an equipment rack using the MBS310 series mounting adapters is possible.

You may wonder if so much power in such a small enclosure could cause some heating issues? Not at all, the SCP series are designed in a unique way so that optimal cooling is established, this by passive cooling on the SCP206 and SCP212

and active cooling on the SCP224, SCP230 and SCP250 in order to improve thermal comfort without the need for additional actions.

A connection to the WP2xx series input wall panels (see page 74) or volume controllers can be made via the RJ45 connector on the back of the SCP. This allows for a cost-effective plug & play solution to extend or introduce brand new input possibilities and control options.

Equipped with a standby mode switch, the SCP series will enter an energy-saving standby mode after a period of inactivity making him unique in the market. This feature together with the overall energy efficient design makes the SCP meet the high standards of the Energy star certification.

When you combine the SCP series with a suitable pre-amplifier or wall-mounted input panel you create a relatively powerful and complete solution for background music installations.

- ① Priority mute contact input
- ② Connection socket for external volume controller & remote input module
- ③ 70/100V, standby mode & stereo- BTL/HPF mode configuration

- ✓ Up to 1000W of power in a compact casing
- ✓ Plug-and-play compatible with WP2xx series
- ✓ Energy efficient standby mode



MBS310  
Optional mounting bracket  
(See page 197)

	Stereo @ 4 Ω	Bridge @ 70/100V	THD+N	Signal / Noise	Output voltage / Impedance	Dimensions	Weight
SCP206	2 x 60W	120W	< 0.5%	> 95 dB	100V / 70V / 4 Ω / 8 Ω	217.5 x 43.7 x 300 mm	2.99 kg
SCP212	2 x 120W	240W	< 0.5%	> 95 dB	100V / 70V / 4 Ω / 8 Ω	217.5 x 43.7 x 300 mm	3.04 kg
SCP224	2 x 240W	480W	< 0.5%	> 95 dB	100V / 70V / 4 Ω / 8 Ω	217.5 x 43.7 x 300 mm	3.10 kg
SCP230	2 x 300W	600W	< 0.5%	> 95 dB	100V / 70V / 4 Ω / 8 Ω	217.5 x 43.7 x 300 mm	3.10 kg
SCP250	2 x 500W	1000W	< 0.5%	> 95 dB	100V / 70V / 4 Ω / 8 Ω	217.5 x 43.7 x 300 mm	2.90 kg



## Plug-and-play compatible

These network input & output panels and volume controllers can be easily connected on the back of the SCP. A cost-effective plug & play solution to extend or introduce brand new input possibilities and control options.

## Optimal cooling (passive & active)

So much power in such a small enclosure could cause some heating issues? Not at all, the SCP series are designed in a unique way so that optimal cooling is established, passive cooling on the SCP206 and SCP212 and active cooling on the SCP224, SCP230 and SCP250.



## Same power, less energy

Optimal power consumption with ENERGY STAR® compliant standby-functionality, easy controllable with a switch on the back of the device. Enable or disable the 'Auto standby mode' whenever you like.

# EPAXx2 series

## Dual channel Class-D power amplifiers



These energy efficient stereo (2 channel) amplifiers are combining an outstanding sound quality with other known advantages of Class-D amplifiers such as high energy efficiency. Automatic signal detection switches the amplifier to standby mode when no input signal is detected. This makes the amplifier comply to international energy and environmental requirement standards.

The compact size and lightweight design only requires a single 19" rack space, while making them suitable for both fixed rack and mobile applications. The convection cooled construction requires only a minimum maintenance while guaranteeing high reliability.

The outputs can be bridged merging their power to a single load, while advanced protection circuitry protects against DC malfunctioning, short circuit, overheating and overload.

Input connections are implemented using balanced XLR connectors with link output connectors, allowing link through to other amplifiers. Loudspeaker outputs are connected using both Speakon compatible and terminal block output connectors.

- ① Speakon compatible & terminal block output connections
- ② XLR input & linkthrough connections with operation mode switch

- ✓ Energy-star certified
- ✓ Standby energy saving mode
- ✓ Lightweight class-D amplifier
- ✓ Convection cooled
- ✓ Advanced protection circuitry

	Stereo @ 4 Ω	Stereo @ 8 Ω	Bridge @ 8 Ω	THD+N	Signal / Noise	Freq Response	Dimensions	Weight
EPA152	2 x 150W	2 x 80W	300W	< 0.1 %	> 90 dB	20 Hz - 20 kHz	482 x 44 x 330 mm	4.10 kg
EPA252	2 x 250W	2 x 130W	500W	< 0.1 %	> 90 dB	20 Hz - 20 kHz	482 x 44 x 330 mm	4.35 kg
EPA502	2 x 500W	2 x 250W	1000W	< 0.1 %	> 90 dB	20 Hz - 20 kHz	482 x 44 x 330 mm	4.60 kg

# EPAXx4 series

## Quad channel Class-D power amplifiers



These energy efficient quad channel amplifiers are combining an outstanding sound quality with other known advantages of Class-D amplifiers such as high energy efficiency. Automatic signal detection switches the amplifier to standby mode when no input signal is detected. This makes the amplifier comply to international energy and environmental requirement standards.

The compact size and lightweight design only requires a single 19" rack space, while making them suitable for both fixed rack and mobile applications. The convection cooled construction requires only a minimum maintenance while guaranteeing high reliability.

The outputs can be bridged merging their power to a single load while advanced protection circuitry protects against DC malfunctioning, short circuit, overheating and overload. An integrated active crossover network allows the possibility for applying high-pass and low-pass filters to the channels, creating a sub / top configuration for a stereo system with bass cabinet.

Input connections are implemented using balanced XLR connectors while loudspeaker outputs are connected using terminal block connectors.

- ① Terminal block output connections
- ② XLR input connections with crossover operation mode switch

- ✓ Energy-star certified
- ✓ Standby energy saving mode
- ✓ Internal crossover network (switchable)
- ✓ Lightweight class-D amplifier
- ✓ Convection cooled

	Stereo @ 4 Ω	Stereo @ 8 Ω	Bridge @ 8 Ω	THD+N	Signal / Noise	Freq Response	Dimensions	Weight
EPA104	4 x 100W	4 x 50W	2 x 200W	< 0.1 %	> 90 dB	20 Hz - 20 kHz	482 x 44 x 330 mm	4.50 kg
EPA254	4 x 250W	4 x 130W	2 x 500W	< 0.1 %	> 90 dB	20 Hz - 20 kHz	482 x 44 x 330 mm	4.70 kg

# CAP2 series

## Dual-channel 70-100V power amplifiers



These professional dual-channel power amplifiers are designed to be used in any 100V PA system. Their use of Class-D technology in combination with switching power supplies ensure excellent efficiency and reliability. To avoid overheating, a temperature controlled fan constantly keeps all parts within the right operation range, while avoiding an excessive buzz.

A built-in multipurpose protection circuit protects against DC malfunction, short circuit, overheating, overload and limits the signal when necessary. Both balanced XLR signal inputs and linkthroughs are provided with a selectable high-pass filter switch (400 Hz) and a gain adjustment potentiometer for each channel. The output connections are performed using terminal block connectors.

- ① Terminal block output connections
- ② XLR input & linkthrough connections with gain control & HPF switch

- ✓ High efficiency Class-D amplifier
- ✓ Compact size, high performance
- ✓ Advanced protection circuit
- ✓ High-pass filter switch

	RMS power	THD+N	Signal / Noise	Freq Response	Output voltage	Dimensions	Weight
CAP224	2 x 240W	< 0.3 %	> 100 dB	50 Hz - 22 kHz	70 / 100V	482 x 88 x 420 mm	7.2 kg
CAP248	2 x 480W	< 0.3 %	> 100 dB	50 Hz - 22 kHz	70 / 100V	482 x 88 x 420 mm	7.5 kg



# CAP4 series

## Quad-channel 70-100V power amplifiers



These professional quad-channel power amplifiers are designed to be used in any 100V PA system. Their use of Class-D technology in combination with switching power supplies ensure excellent efficiency and reliability. To avoid overheating, a temperature controlled fan constantly keeps all parts within the right operation range, while avoiding an excessive buzz.

A built-in multipurpose protection circuit protects against DC malfunction, short circuit, overheating, overload and limits the signal when necessary. Both balanced XLR signal inputs and linkthroughs are provided with a selectable high-pass filter switch (400 Hz) and a gain adjustment potentiometer for each channel. The output connections are performed using terminal block connectors.

- ① Terminal block output connections
- ② XLR input & linkthrough connections with gain control & HPF switch

- ✓ Lightweight Class-D amplifier
- ✓ Compact size, high performance
- ✓ Advanced protection circuit
- ✓ High-pass filter switch

	RMS power	THD+N	Signal / Noise	Freq Response	Output voltage / Impedance	Dimensions	Weight
CAP412	4 x 120W	< 0.3 %	> 100 dB	50 Hz - 22 kHz	70V / 100V / 4 Ω	482 x 88 x 420 mm	14.8 kg
CAP424	4 x 240W	< 0.3 %	> 100 dB	50 Hz - 22 kHz	70 / 100V	482 x 88 x 420 mm	8.35 kg
CAP448	4 x 480W	< 0.3 %	> 100 dB	50 Hz - 22 kHz	70 / 100V	482 x 88 x 420 mm	8.85 kg

# DPA616

## Sixteen-channel Class-D amplifiers



Its size makes this dual rack space amplifier ideal for multi-zone audio distribution systems with up to 8 stereo or 16 mono zones. Its use of Class-D technology ensures excellent efficiency as well as outstanding sound quality. For added reliability, an advanced circuitry protects them against DC malfunctioning, short circuiting, overheating and overloading.

Sixteen 3-pole signal input Euro-terminal blocks are provided with, per channel pair, a mode switch for stereo or parallel & bridged operation. For added practicality, each individual channel is fitted with a separate gain control potentiometer.

- ① Terminal block input connections with gain control
- ② Terminal block output connections

- ✓ 16 Channel design (8 channel bridged)
- ✓ Lightweight class-D amplifier
- ✓ Compact size, high performance
- ✓ Advanced protection circuit
- ✓ Stereo, parallel & bridged mode

DPA616	Stereo @ 4 Ω 16 x 60W	Stereo @ 8 Ω 16 x 30W	Bridge @ 8 Ω 8 x 120W	THD+N < 0.1%	Signal / Noise > 100 dB	Freq Response 20 Hz - 20 kHz	Dimensions 482 x 88 x 322 mm	Weight 8.2 kg
--------	--------------------------	--------------------------	--------------------------	-----------------	----------------------------	---------------------------------	---------------------------------	------------------





## Wall plates

Designed to be used in combination with the multi-zone audio matrixes these smart wall controls, audio inputs, volume controls & program selectors can extend the controllability of your installation. Install these wall plates on the desired location for fast, easy control of your audio system.



# NWP series

## Network in- & output panels

 All-in-one mixing & sound processing
 |  Bluetooth
 |  USB
 |  PoE
 |  Dante

 /B
 |  /W



### NWP220

Network input panel - 2 x XLR + BT (4 CH)



### NWP222

Network in- & output panel - 2 x XLR in- & out + BT (4 x 2 CH)



### NWP300

Network input panel - BT + 3.5 mm jack (4 CH)



### NWP320

Network input panel - 2 x XLR + 3.5 mm jack + BT (4 CH)



### NWP400

Network input panel - USB Type-C + BT (4 CH)

- ✓ All-in-one mixing & sound processing
- ✓ All-in-one free design & control platform - AUDAC Touch™
- ✓ Flexible & scalable software architecture
- ✓ Quick to learn, fast to deploy
- ✓ Integrated Bluetooth receiver (Version 4.2)
- ✓ 4 x 4 channels Dante™ & AES67
- ✓ Available in black or white
- ✓ US style versions available



 Dante

## 4x4 Dante™/AES67 I/O

These Dante™/AES67 networked audio input panels can be used to transmit audio signals in a Dante™ audio network. In addition to Bluetooth connection in all models, different physical connection options are available such as XLR, 3.5mm jack inputs, and USB Type-C.



## All-in-one mixing & sound processing

Instead of processing on the receiving side we designed the NWP series so that you will put the signal right on your network once by processing on the side where it still matters.



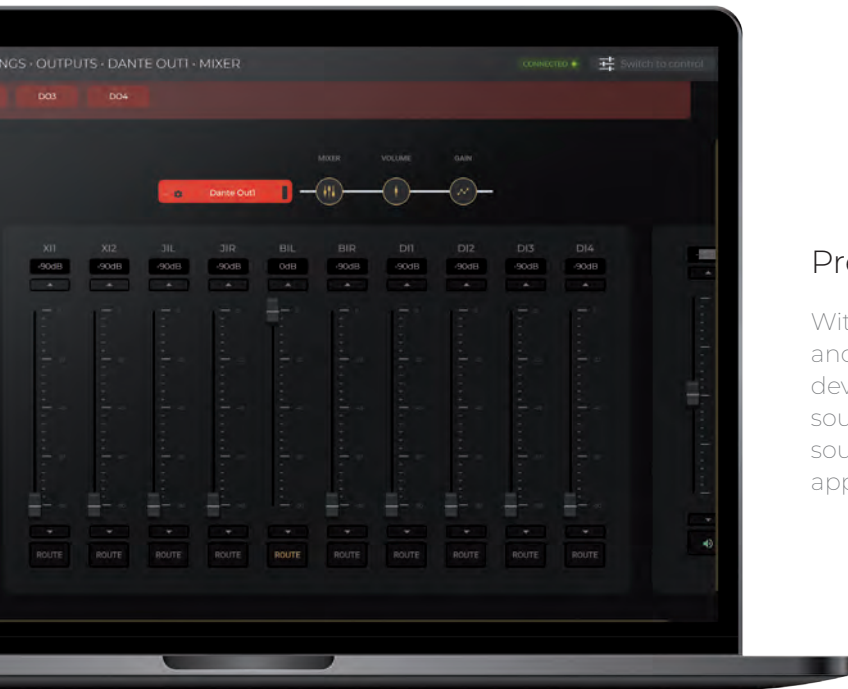
 PoE

## PoE network-based connection

The IP-based communication makes it future-proof while also being backwards compatible with many existing products. In contrast, the limited PoE power consumption makes it compatible with any PoE network-based installation.

# Set up & control in seconds

*The most intuitive way of designing and managing your installation*



## Precision control, where it matters

With AUDAC Touch™, easily manage mixing and processing directly on the NWP series devices. Optimize audio performance right at the source, ensuring seamless integration, superior sound quality, and unparalleled control for any application, all in a user-friendly interface.

## Sound processing, perfected

Unlock advanced sound processing with the NWP series. Fine-tune audio directly at the device for precise equalization, filtering, and level adjustments. With AUDAC Touch™, achieve crystal-clear sound tailored to every space and application.







## A brief overview

# Compare the NWP series

Dante™/AES67 networked audio input panel featuring various in- & output connections, ranging from XLR to Bluetooth and even USB Type-C. Powered over Ethernet and with their own all-in-one mixing & sound processing functionalities. True flexibility, the choice is yours. Highly flexible configuration and ease of controllability.

	 NWP220	 NWP222	 NWP300	 NWP320	 NWP400
All-in-one mixing & sound processing	Yes	Yes	Yes	Yes	Yes
XLR Mic / Line inputs	2	2	-	2	-
Stereo 3.5 mm jack input	-	-	Yes	Yes	-
Bluetooth input	Yes	Yes	Yes	Yes	Yes
USB Type-C input	-	-	-	-	Yes
XLR Line outputs	-	2	-	-	-
Dante inputs	4 (mixing)	4 (mixing)	4 (mixing)	4 (mixing)	4 (mixing)
WaveTune™ input processing	Yes	Yes	Yes	Yes	Yes
Compatible with standard EU style wall boxes	Yes	Yes	Yes	Yes	Yes
Dimensions EU style (W x H x D)	80 x 80 x 47 mm	151 x 80 x 47 mm	80 x 80 x 47 mm	80 x 80 x 47 mm	80 x 80 x 47 mm
Compatible with standard US style wall boxes	Yes (NWP220US)	Yes (NWP222US)	Yes (NWP300US)	Yes (NWP320US)	Yes (NWP400US)

# NCP105

## Universal network/PoE wall panel controller



- ✓ All-in-one free design & control platform - AUDAC Touch™
- ✓ Flexible & scalable software architecture
- ✓ Quick to learn, Fast to deploy
- ✓ Transparent window for name tag (4x)
- ✓ US style versions available (NCP105US)
- ✓ 4 Adjustable buttons and push rotary\* with RGB ring indicator
- ✓ Compatible with most TCP-IP supported AV equipment\*\*


\* Not for third party equipment

\*\* No visual feedback

The NCP105 is a universal network wall panel controller, with 4 programmable capacitive touch buttons and a programmable push rotary encoder. Each button is provided with an RGB LED indicator, while the RGB LED ring indicator gives the user feedback on the selected settings or audio level.

The IP-based communication makes it future-proof while also being backward compatible with many existing products.

Besides the elegant design, the front panel of NCP105 is finished with high-quality fingerprint-resistant glass and a name tag window for each button that allows a custom name tag to be added behind the panel, offering a neat finish while having a clear overview of the configured functions.



### Plug-and-play installation

The IP based communication makes it future proof while also being backward compatible with a lot of existing products, while the limited PoE power consumption makes it compatible with any PoE network based installation.

NCP105	Front finish	Rotary dial	Capacitive touch buttons	In/output	Dimensions (W x H)	Compatible installation boxes
	Glass + ABS	Yes	4 buttons	TCP-IP port	80 x 80 mm	

## Adapt to your needs

Each button is provided with a transparent window which allows a custom name tag to be added behind the panel, offering a neat finishing while having a clear overview of the configured functions.



## Gateway to AUDAC Touch™

The configuration of the button and push rotary functions are fully flexible, with full compatibility and support for a wide variety of existing products and third-party integration in the AUDAC Touch™ platform.

☁ TCP/IP

## A network-based approach

The design of NCP105 allows it to be used in many network-based applications done with Atellio family products or any third-party device, from amplifiers to speakers and processors, the choice is yours.

*LUNA series*



*NIO series*



# WP2xx series

## Universal wall panels



**WP205**  
ARES5A wall panel



**WP210**  
Universal wall panel



Bluetooth



Bluetooth

**WP220**  
Universal wall panel



**WP225**  
Universal wall panel



- ✓ Flexible sound input
- ✓ High grade materials
- ✓ Blends into any environment
- ✓ Signal transmission insensitive for interference and noise

- ✓ Compatible with standard EU in-wall boxes
- ✓ Various DIP switches for fixed installation
- ✓ Easily connect AUDAC digital solutions or any analog device (w/ 24 V power supply)

	Front finish	Mic Input	Line input	Bluetooth	Phantom power	Output level	Input connections	Dimensions (W x H)	Compatible installation boxes
WP205	PMMA + ABS	Yes	Yes	n/a	Yes	+12 dBV	Front	80 x 80 mm	
WP210	Glass + ABS	Yes (Neutrik)	Yes	n/a	Yes	+12 dBV & 0 dBV	Front & Rear	80 x 80 mm	Solid wall - WB45S/FS Hollow wall - WB45S/FG
WP220	Glass + ABS	n/a	n/a	Yes (custom ID possible)	n/a	+12 dBV & 0 dBV	n/a	80 x 80 mm	Surface mount - WB200/Sx
WP225	Glass + ABS	Yes (Neutrik)	Yes	Yes (custom ID possible)	Yes	+12 dBV & 0 dBV	Front & Rear	80 x 80 mm	



## Simplify and expand your system

The WP2xx series is a family of universal wall panels that not only expands the number of inputs for many devices, but also makes the operation of many AUDAC devices child's play. For even greater convenience, when fed by an external power supply these WP2xx series wall panels can also be connected to the line input on an amplifier or pre-amplifier.


### Compatible devices

- ✓ Analog AUDAC devices\*
- ✓ AMP22 & AMP523
- ✓ ARES5A
- ✓ MTX series
- ✓ MFA series
- ✓ And more

\*Compatible with all stereo balanced line level inputs, in case an external power supply is applied

## Remarkable build quality

For the construction we have carefully selected high grade materials such as the hardened glass in black and white finish, these refined details will make them blend into any environment. All WP series wall panels are compatible with standard EU style in wall boxes, these wall panels are the ideal solution for solid and hollow walls.



Backside WP225



## Clean fixed installation

The line input connections found on the front of the wall panels are also available on the back, allowing you to conceal fixed inputs easily. This can be very useful when a classroom has a fixed desktop computer and there is no need to change inputs.

# Control & input panels

Various wall control panels



CONSENSO FAMILY

SOVENO FAMILY

## MWX65

All-in-one wall panel for MTX

Connect and control your audio from any location you desire. This panel is both easy to install and configure. For added comfort, a built-in 2.5" display in combination with a ScrollPush™ control not only enables source selection and volume control but also opens other features of the MTX matrix. For local microphone and/or line level source applications, the panel is equipped with a mic and unbalanced stereo line input that can be locally mixed using the two volume dials. The MWX65 can also be linked through with a MWX45 wall panel and are available in black (/B) and white (/W).



CONSENSO FAMILY

SOVENO FAMILY

## MWX45

MTX wall panel controller

Whether additional connectivity or controllability is required, these wall panels are instantly installed and only require a minimum of configuration.

Available sizes

45 x 45 mm : MWX45



# WP200

## Remote volume controller



- ✓ High grade materials
- ✓ Stepless analogue voltage regulation
- ✓ Pluggable terminal block connection
- ✓ Compatible with a variety of AUDAC products
- ✓ Available in black & white

The WP200 is a remote volume controller which can be stepless and linear regulated over an applied voltage level, allowing volume regulation for a variety of devices. It is compatible with various products working with an analogue and linear input voltage. The front panel is finished

with high grade materials such as the hardened glass make them blend into any environment. These wall panels are compatible with standard EU style in wall boxes, making them the ideal solution for solid and hollow walls.



### Stepless voltage regulation

The WP200 offers seamless, precise voltage-driven linear volume control, enabling versatile use across devices. Crafted with top-tier materials like hardened glass, its sleek design effortlessly integrates into any space.

WP200	Front finish	Voltage regulation	In/output	Dimensions (W x H)	Compatible installation boxes
	Glass + ABS	Stepless linear rotary dial	Pluggable terminal block connection	80 x 80 mm	

Solid wall - [WB45S/FS](#)  
 Hollow wall - [WB45S/FG](#)  
 Surface mount - [WB200/Sx](#)



# VC series

## Volume controllers & program selectors



### VC3036

The VC3036/4036 are 100V wall volume controllers whereby the volume for 100V speakers can be adjusted in ten steps of 3 dB. The VC3036 is compatible with AUDAC, Niko, Legrand and other 45 x 45 mm standard installation materials.

An integrated 24V relay with separate priority input allows bypassing of the volume controller in priority situations, making sure the right message is always clearly heard at maximum volume. Connections are made using screw terminal blocks.



### VC3xx2

The VC3xx2 series are 100V wall volume controllers whereby the volume for 100V speakers can be adjusted in 11 steps of 3 dB. They feature a slim and good looking design and are constructed out of sturdy ABS, making them suitable for big projects in industrial environments as well as standard home interiors.

An integrated 24V relay allows bypassing of the volume controller in priority situations, making sure the message is always clearly heard at maximum volume. Connections are made using screw terminal blocks and flush and surface mount boxes are separately available.




### VC3208

The VC3208 is a flush mount wall controller for volume regulation of voltage controlled (0 ~ 10 Volts) amplifiers such as the AMP20MK2. The volume is fluently controllable using the rotatable dial with potentiometer.

	Max power load	Max operation voltage	Attenuation	Colour	Mounting	Dimensions
VC3036	36W	100V	9 x 3 dB	black & white	AUDAC / Niko	45 x 45 x 60 mm
VC3022	20W	100V	11 x 3 dB	white	80 x 80 European std	80 x 80 x 50 mm
VC3062	60W	100V	11 x 3 dB	white	80 x 80 European std	80 x 80 x 50 mm
VC3102	100W	100V	11 x 3 dB	white	80 x 80 European std	80 x 80 x 50 mm
VC3208	-	-	-	black & white	AUDAC / Niko	45 x 45 x 60 mm

# CP series

## Connection plates



CP45RCA



CP45BNC




CP45XLMS



CP45VGA




CP45SPES




CP45XLFS



CP45HDM



CP45KS2



CP45DSZ

	Connector	Dimensions	Built-in depth	Colours
RCA	2 x RCA	45 x 45 x 25 mm	45 mm	black (/B) & white (/W)
BNC	1 x BNC	45 x 45 x 25 mm	45 mm	black (/B)
XLMS	1 x D-size XLR male	45 x 45 x 25 mm	45 mm	black (/B) & white (/W)
VGA	1 x sub D15	45 x 45 x 25 mm	45 mm	black (/B) & white (/W)
SPES	1 x Neutrik Speakon	45 x 45 x 25 mm	45 mm	black (/B) & white (/W)
XLFS	1 x D-size XLR female	45 x 45 x 25 mm	45 mm	black (/B) & white (/W)
HDM	1 x HDMI with fixscrews	45 x 45 x 25 mm	45 mm	black (/B) & white (/W)
KS2	2 x Keystone adapters	45 x 45 x 25 mm	45 mm	black (/B) & white (/W)
DSZ	D-size hole	45 x 45 x 25 mm	45 mm	black (/B) & white (/W)

# WB & CF45 series

## Flush/surface mount wall boxes and cover frames



WB45S/FG



WB45SI/FS



WB45D/FG



WB45DX/FG

### WB45

The WB45 wall boxes allow a flush mount in hollow or solid walls and installation for 45 x 45 mm standard sized products such as matrix control panels, volume controllers, connection plates, ...

	Mounting	Wall type	Suited for	Built-in depth
WB45S/FG	Flush mount	Hollow wall	Single 45 x 45 mm	61 mm
WB45SI/FS	Flush mount	Stone/concrete wall	Single 45 x 45 mm	63 mm
WB45D/FG	Flush mount	Hollow wall	Double 45 x 45 mm	47 mm
WB45DX/FG	Flush mount	Hollow wall	NWP222	75 mm

Note: for a double box (NWP222) installation into solid walls, you can link 2 x WB45SI/FS together.



WB50/FG



WB50/FS



WB50



WB50/AF

### WB50

The WB50 flush and surface mount wall boxes allow flush and surface mount installation for a variety of wall control panels such as DW5066, MWX65 and WP523.

	Mounting	Wall type	Suited for	Dimensions (W x H x D)
WB50/FG	Flush mount	Hollow wall	DW5066, MWX65 and WP523	144.5 x 83.5 x 47.5 mm
WB50/FS	Flush mount	Stone/concrete wall	DW5066, MWX65 and WP523	133 x 72 x 47 mm
WB50	Surface mount	-	DW5066, MWX65 and WP523	153 x 41,7 x 94 mm
WB50/AF	Adapter frame	Hollow wall	3-gang US standard	149 x 90 x 3 mm



WB3102/FC



WB3102/FS




WB3102/SW

## WB3102

The WB3102 in-wall and on-wall boxes allow flush and surface mount installation for VC3xx2-series volume controllers.

	Mounting	Wall type	Suited for	Dimensions (W x H x D)
WB3102/FS	Flush mount	Hollow wall	VC3xx2-series	72 x 72 x 48 mm
WB3102/FC	Flush mount	Stone/concrete wall	VC3xx2-series	-
WB3102/SW	Surface mount	-	VC3xx2-series	81 x 81 x 51 mm



## WB200

The WB200 wall boxes allow surface mount installation for the NWP series, WP2xx series and DWP series 80 x 80 mm sized wall panels.



## WB220S

The WB220S wall boxes allow surface mount installation for the NWP222 151 x 80mm sized wall panels.



## CF45S(H)I / CF45D(H)I

The CF45 cover frames allow flush mount installation for any 45 x 45 mm standard sized product such as matrix control panels, volume controllers, connection plates, etc.

They come including a metal subframe(s) and are available in single (CF45SI/CF45SHI) and double (CF45DI/CF45DHI) unit size with the 'H' for hook fixation variants and in black (/B) and white (/W).

The 'I' versions now have 80 x 80 mm outside dimensions to be compatible with WB200 & WB220.



NAAR DE  
UITGANG  
BEDANKT VOOR JE BEZOEK!



# Microphones

Professional top-quality paging, headset, handheld, and gooseneck microphones and microphone power solutions. AUDAC provides you with the extension for your voice.

# NPM200

## Dante™/AES67 paging console



- ✓ All-in-one free design & control platform - AUDAC Touch™
- ✓ Flexible & scalable software architecture
- ✓ Dante™ & AES67 compatible
- ✓ Quick to learn, Fast to deploy
- ✓ 48V phantom power
- ✓ All-in-one mixing & sound processing



Integrated memory for recordings & announcements



All-in-one mixing & sound processing



Custom dashboards with multiple panels



Flexible & configurable touchscreen from AUDAC Touch™

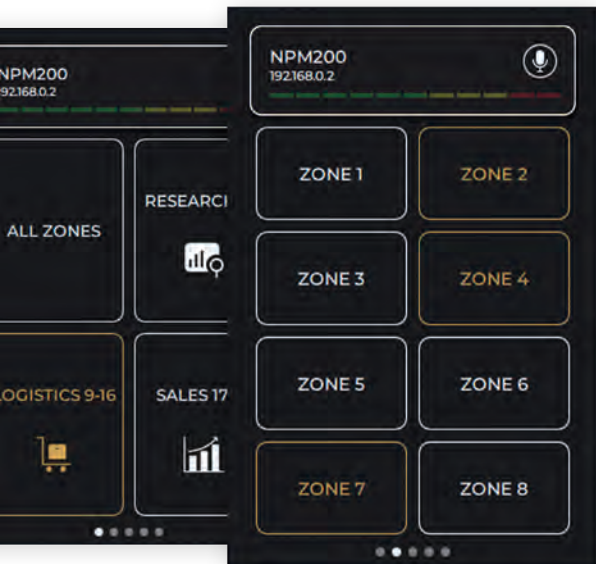
The NPM200 is a Dante™/AES67-enabled PoE paging console that lets you make announcements and send commands over the network to trigger functions. With Power over Ethernet (PoE) technology, this console can be easily connected to your network without the need for additional power cables, making it the perfect solution for busy offices and other

professional environments. Featuring a user-friendly interface and intuitive controls on a 3.5" touchscreen, the NPM200 allows you to easily manage audio paging and messaging. You can create and transmit pre-recorded messages or use the console's XLR input to make announcements in real-time.

Internal mixing & EQ | PoE | Dante

	Type	Microphone	Configuration	Integrated DSP	Phantom power	Dimensions	Weight
NPM200	Paging	XLR female (not included)	AUDAC Touch™	Yes (EQ, Filters, ...)	+48 V DC	110 x 58 x 166 mm	500 g





## Suited for every application

Create custom dashboards to the need of the application in a matter of minutes. No custom programming needed.



 Dante

### Integrated messaging module

The NPM200 allows you to easily manage audio paging and messaging. You can transmit pre-recorded messages, or use the console's XLR input to make announcements in real-time.



### All-in-one mixing & sound processing

Instead of processing on the receiving side we designed the NMP series so that you will put the signal right on your network once by processing on the side where it still matters.

# MPX series

## Paging units

These paging microphones are designed as a 'plug and play' paging solution to work in combination with the MTX multi zone audio matrixes.

This elegant and unobtrusive microphone will fit perfectly into any environment. Selecting zones is made comfortable and intuitive thanks to the SurfaceTouch™ capacitive touch buttons integrated below its glass surface. To ensure calls come through as intended, integrated status LEDs display selected zones as well as the databus status. To ensure perfect intelligibility, a tiltable pipeneck microphone with a cardioid pickup pattern is provided

as well as an integrated chime tone that can be played before each announcement. Connecting the paging microphone to the matrix is achieved with a provided fixed CAT5 cable of 2 meters. This distance can be extended to maximum 300 meters using CAT5E (or better) twisted pair cabling. For slightly larger systems, cascading several stations is possible using the priority-based databus in combination with optional junction boxes.



- ✓ Capacitive touch buttons
- ✓ Integrated chime
- ✓ Priority-based paging
- ✓ Selection & status indication LEDs



**MPX48**

4-zone paging microphone  
for MTX48



**MPX88**

8-zone paging microphone  
for MTX88

# PDM series

## Paging microphones

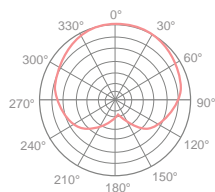


### PDM200

The PDM200 paging microphone is a polyvalent dynamic gooseneck microphone, mounted on a solid very stable base and fitted with a three function switch: permanently on, momentary on, and off.

It also contains an RC network for the operation of chime modules and is equipped with a 1.5 meters long connection cable.

The PDM200 is fully compatible with AUDAC COM series amplifiers but can also be adjusted for other applications.



	Type	Polar pattern	Impedance	Frequency response	Sensitivity	Dimensions	Weight
PDM200	Dynamic	Cardioid	600 Ω	80 Hz - 12 kHz	-72 dB +/- 3dB	162 x 122 x 368 mm	810 g

# CMX series

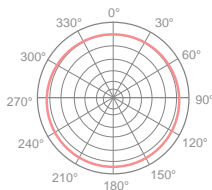
## Headset condenser microphones



### CMX726

The CMX726 is an omnidirectional headset microphone designed for vocal and speech applications, ranging from speeches to aerobic lessons. The flat frequency response and the high Sound Pressure level ensure a high-fidelity sound reproduction, true to the user's voice and intonation, even when a hard and vigorous sound is applied.

It is available in black (/B) and beige (/S) and comes with 4 different replaceable connectors making it suitable for use with belt packs of various major manufacturers.



### CMX connection types

All headset microphones CMX726 and CMX826) come with 4 different replaceable connectors, making it suitable for use with belt packs of various major manufacturers.

Standard included connector types:

DB thread 3.5 mm plug



Sennheiser 3.5 mm plug



Shure 4 pin mini XLR



AKG 3 pin mini XLR



More connection types optionally available for more system compatibility :

Audiotechnica UniPak



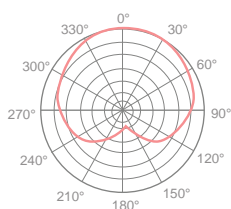
	Type	Polar pattern	Impedance	Max SPL (Continuous)	Sensitivity	Dimensions	Weight
CMX726	Back electret condenser	Omnidirectional	2000 Ω	135 dB	42 dB +- 3 dB	140 x 75 x 150 mm	4 g (w/o cable)



## CMX826

The CMX826 is a headset condenser microphone with a directional cardioid pick-up pattern, designed for professional 'hands free' voice reinforcement or recording applications. The cardioid pick-up pattern guarantees an excellent rejection of background noise and feedback, allowing it to be used in acoustical demanding applications or situations where the performer is positioned in front of speakers or monitors.

It is available in black (/B) and beige (/S) and comes with 4 different replaceable connectors making it suitable for use with belt packs of various major manufacturers.



CMX826

Type  
Back electret  
condenser

Polar pattern  
Cardioid

Impedance  
2000  $\Omega$

Max SPL  
(Continuous)  
128 dB

Sensitivity  
44 dB  $\pm$  3 dB

Dimensions  
140 x 75 x 150 mm

Weight  
4 g  
(w/o cable)

# CMX215 & CMX230 series

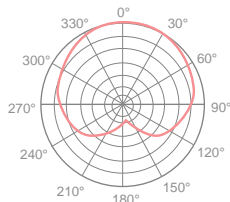
Pipeneck condenser & shotgun microphones



## CMX215

The CMX215 is a pipeneck condenser microphone fitted on a slim gooseneck with XLR base. It is particularly designed for speech reinforcement systems in a wide variation of applications, such as conference rooms, houses of worship, auditoria, ... or any other kind of speech announcement systems.

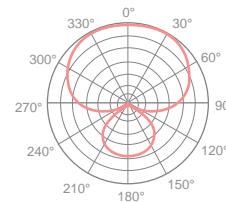
The back-electret condenser capsule with unidirectional (cardioid) characteristic reduces pickup of sound from the sides and rear, improving the speech intelligibility and eliminating unwanted noise and feedback. The high max. input SPL guarantees a high quality sound reproduction, even when exposed to vigorous sound.



## CMX230

The CMX230 is a professional shotgun microphone existing of a back-electret condenser capsule which is fitted on a flexing gooseneck with an XLR base. The compact size, high directivity and pointability makes them suitable for a range of applications such as conference, public address, announcements, ...

The wide frequency response and low noise level guarantee an excellent sound quality, while the directive characteristics discriminates unwanted noise.



	Type	Polar pattern	Impedance	Dynamic range	Sensitivity	Dimensions	Weight
CMX215/30	Back electret Condenser	Cardioid	200 Ω	-	45 dB +/- 3 dB	Ø 19 x 388 mm	55 g
CMX215/45	Back electret Condenser	Cardioid	200 Ω	-	45 dB +/- 3 dB	Ø 19 x 538 mm	60 g
CMX215/55	Back electret Condenser	Cardioid	200 Ω	-	45 dB +/- 3 dB	Ø 19 x 638 mm	65 g
CMX230	Back electret condenser	Supercardioid	250 Ω	113 dB	42 dB +/- 3 dB	Ø 19 x 280 mm	250 g

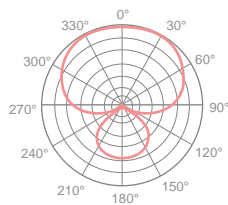
# M series

## Vocal microphones



### M67

The M67 is a fully featured, dynamic, general purpose microphone. Both elegantly designed and solidly constructed, with a robust grill to protect the diaphragm, their highly sensitive neodymium element makes them the perfect microphones for presentations and singers, while their unidirectional (supercardioid) polar pattern ensures feedback is reduced to a strict minimum. Suited for indoor as well as outdoor use, while an 'on/off' switch is also provided on the microphone.



M67	Type Dynamic	Polar pattern Super cardioid	Impedance 300 $\Omega$	Sensitivity -75 dB $\pm$ 3 dB	Dimensions $\varnothing$ 49 x 182 mm	Weight 300 g
-----	-----------------	---------------------------------	---------------------------	----------------------------------	---	-----------------







# Solution boxes & Relay groups

Upgrade any audio setup. Compact, efficient, and versatile, they seamlessly add inputs, outputs, and advanced functionality, making installations smarter and future-ready for any application.

# NIO series

## Network I/O mixing breakout boxes



### NIO204

Network I/O mixing breakout box - 4 x Mic/Line outputs

### NIO222

Network I/O mixing breakout box - 2 x Mic/Line inputs + 2 x Balanced Line outputs



### NIO240

Network I/O mixing breakout box - 4 x Mic/Line inputs

- ✓ All-in-one mixing & sound processing
- ✓ All-in-one free design & control platform - AUDAC Touch™
- ✓ Flexible & scalable software architecture
- ✓ Quick to learn, fast to deploy
- ✓ Integrated Bluetooth receiver (Version 4.2)
- ✓ 4 x 4 channels Dante™ & AES67
- ✓ Superior sound quality & low latency
- ✓ Various physical input and output options
- ✓ S-box™ modular multifunctional enclosure

NIO series are Dante™/AES67 Network I/O mixing breakout boxes featuring terminal block input and output audio and Bluetooth connections (Antenna incl. & extendable with optional BAE100 extension kit - see page 199). The audio inputs can be switched between line-level and microphone-level audio signals and phantom power (+48 V DC) can be applied to the input connectors for powering condenser microphones.

Various further integrated DSP functions such as EQ, automatic gain control, and other device settings can be configured through the AUDAC Touch™. The IP-based communication makes it future-proof while also being backwards compatible with many existing products.



	Mic Input	Line input	Balanced line output	Bluetooth	Phantom power	Connections	Power consump.	Dimensions (W x H)	Compatible installation bracket
NIO204	No	No	Yes	Yes (4.2)	Yes (48V DC)	Terminal block & RJ45	3.59W	108 x 44 x 165 mm	MBS1xx series
NIO222	Yes	Yes	Yes	Yes (4.2)	Yes (48V DC)	Terminal block & RJ45	3.75W	108 x 44 x 165 mm	
NIO240	Yes	Yes	No	Yes (4.2)	Yes (48V DC)	Terminal block & RJ45	3.54W	108 x 44 x 165 mm	



## All-in-one mixing & sound processing

Instead of processing on the receiving side, we designed the NIO series so that you will put the signal right on your network once by processing on the side where it still matters.



PoE

## Quick to learn, fast to deploy

The IP-based communication makes it future-proof while also being backwards compatible with many existing products. In contrast, the limited PoE power consumption makes it compatible with any PoE network-based installation.



## 4x4 Dante™/AES67 I/O

These Dante™/AES67 network I/O mixing breakout boxes can transmit and receive audio signals in a Dante™ audio network. This is handy when you face a fanout in your setup and need to save channels. In addition to the Bluetooth connection on all models, different physical connection options are available, such as terminal block input and output audio connections. All these in & outputs can be mixed and transmitted through Dante™/AES67 outputs.



# APG20MK2

## Receiver gateway

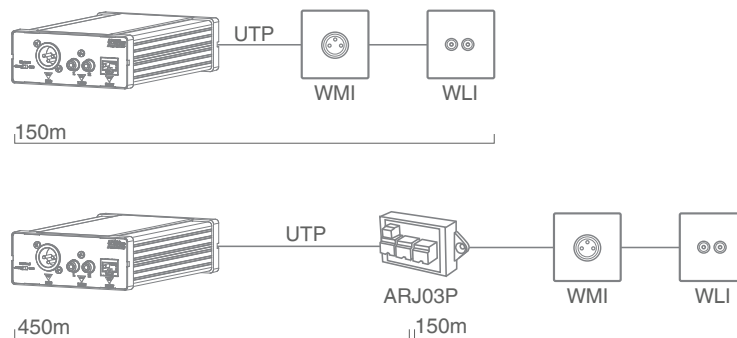


## APG20MK2

The APG20MK2 is an audio receiver gateway converting databus transmitted audio signals to standard line and microphone level signals. The audio output of the APG20 can be fed to regular inputs on audio amplifiers, preamplifiers, mixers and many more.

In combination with the matching input modules (WLI and WMI) it offers a solution for two channel audio transmission (line & microphone) covering distances up to 300 meters over standard UTP CAT5E (or better) cabling. Distances up to 600 meters can be achieved when applying additional power supplies.

Due to the differential bus input with increased voltage levels, the received signals are insensitive for noise, interference and attenuation over the long transmission distance. This offers the appropriate solution for high quality audio transmissions in long distance applications.



## Optional mounting bracket



Compatible with a variation of MBS1xx series installation accessories, see page 197 of this catalogue.

# APC100MK2

## Universal configuration & control unit



The APC100MK2 is a configuration and control unit which can be used in combination with a wide variation of 'smart' AUDAC devices, ranging from matrix systems and mixers to paging consoles and wall panels.

It features different types of communication ports, such as TCP/IP, RS232 & RS485. This way, it can communicate with every 'smart' device connected in your installation and establish the missing link between them.

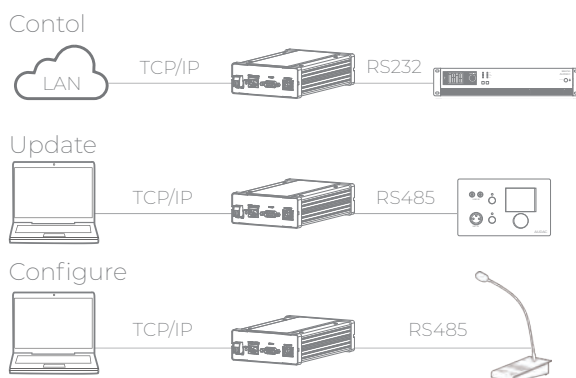
This makes the installers' life easier and time saving. Complex system configurations and updates can be made in a moment, as well as back-ups and duplicates. Specific files such as voice-file messages and screensavers can be uploaded without requiring no more than the APC100MK2 and a computer. An internal real-time clock allows synchronizations for time

controlled events in external devices (when synchronized with internet time server).

The AUDAC system manager software application allows the user to manage and control APC100MK2's functions together with full configuration functionalities for any 'smart' connected devices (through TCP/IP, RS232 or RS485).

In addition, it can also be used as a standard gateway receiving serial communication and converting into TCP/IP format and reversed. This allows system integration for devices such as audio sources & power amplifiers without integrated network capabilities to be implemented into your automation system. The configurable baud-rate offers compatibility with a wide variation of different products and brands.

### Example setups



### Optional mounting bracket



Compatible with a variation of MBS1xx series installation accessories, see page 197 of this catalogue for more details.

# ALI & ATU series



## ALI20MK2 Audio line isolator

The ALI20MK2 are audio line isolators, designed to isolate audio devices from each other. In most cases they are used to avoid hum, caused by ground loops in audio systems.

They offer a complete passive solution for the isolation of a stereo balanced audio signal. It features dual XLR in- and output connectors and a ground lift switch. The in- and output phase are matching.

The ALI20MK2 are both built with an audio transformer that has a turns ratio of 1:1 and an impedance of 600Ω.



## ATU44MK2 Universal input adapter

The ATU44MK2 is a universal input adapter suitable for a wide variety of connections and extensions.

It can be used for converting any speaker level into a balanced or unbalanced line level signal. It has inputs for 100V, 70V, 50V, 33V and standard 8Ω low impedance speaker signals.

A second possibility is converting an unbalanced line level signal into a balanced one and vice versa.

The switch on the front panel allows you to select between converting a speaker signal into a line level signal, or the conversion of line level signals.

The inputs and outputs are completely galvanically isolated by means of an audio isolation transformer. This makes the ATU44MK2 the perfect solution for solving hum and buzz problems caused by ground loops.

## Optional mounting bracket



Compatible with a variation of MBS1xx series installation accessories, see page 197 of this catalogue.



# ARU2 series

## Relay groups



ARU204

4 switching relays

ARU208

8 switching relays



AUDAC Touch™ compatible

The ARU20x is especially designed with flexibility and functionality in mind. Various ways of switching the 4, 8 or more relays are provided, these include the integrated web interface, optional paging consoles and analog contact triggering making the ARU20x AUDAC's smartest and most innovative relay modules.

With this ingenious device, switching between audio sources, signal routing, and even customized automation setups are obtainable. The bipolar relays allow switching of balanced mono signals as well as unbalanced stereo signals. Normal open and normal closed contacts are provided as well.

Thanks to its modular nature, the ARU2xx is perfectly suitable for small home or retail applications as well as big installations. There is no limit to the amount of ARU's connected to one system. The TCP-IP allows controlling the ARU2xx over an existing ethernet network through an integrated HTML5 webserver, achieving full control via any connected PC, laptop or smart device. Two RJ45 connectors are provided allowing you to link multiple ARU modules.

The front of the black ABS housing provides a brief overview of its connection possibilities, while the back is equipped with a spring mount mechanism allowing easy mounting on widely available standard DIN rails. This way it's possible to easily integrate it in any electrical cabinet.

- ✓ RS485 & TCP/IP controllable
- ✓ Modular DIN-rail enclosure
- ✓ AUDAC Touch™ supported
- ✓ NCP105 compatible (see page 72)
- ✓ Pre-programmed relay triggering
- ✓ Custom web interface
- ✓ On/Off/Pulse (ms) functionality

### Web control (HTML5)


A progressive approach on the user friendly, accessible web interface in combinations with features such as timed events, delayed relay switching and more resulted in an all-round applicable solution for systems where quick and simple control is needed. Windows, Mac OS, Linux, Android and iOS is supported without any installed applications or web plugins.





# ARJ03P

Junction box



The ARJ03P is an RJ45 splitter/junction box which can be used for connecting and splitting any twisted pair based databus which is connected using RJ45 connectors.

A typical application example is the expansion of communication and audio transferring busses whereby multiple input and/or output devices are connected to one single peripheral port on a matrix system.


Another typical example is the application of an external power supply to a communication bus, for powering the remote in- or output module when the transferred supply voltage has become insufficient due to the long cable lengths.

It consists of three RJ45 connectors which are a 'BUS IN' and 'BUS OUT' connector for making the incoming and outgoing connections while the third connector allows the connection for the remote in- or output module. Two termination jumpers are provided whereby the communication (Pin4 & Pin5) and audio (Pin7 & Pin8) pairs can be terminated at their characteristic impedance (120 Ohm), to ensure a clear communication without reflections.

A terminal block connector is provided whereby an external power supply (+24 V DC) can be connected to the bus. The +24 V DC is available on RJ45 Pin3 (+) and Pin6 (GND). The unbreakable plastic housing allows easy mounting on Mini DIN rails.

# ARJ12P

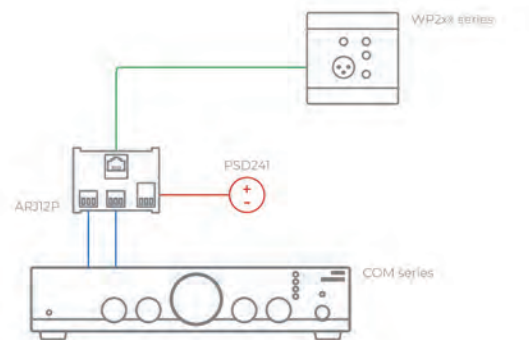
Junction box - RJ45 to 2 x 3-pin terminal block



The ARJ12P is a junction box for connecting peripheral devices to a standard line input. It enables signal transfer over long distances over a twisted cable. With its ability to transmit signals over long distances through a twisted cable, the ARJ12P offers reliable and high-quality performance for various applications. The junction box can be used in both ways, either audio signal can be sent through or received from the RJ45 bus connector.

Because the ARJ12P is a passive junction box, the maximum cable run length is dependent on the following factors: connected input, cable type (shielded or unshielded, CAT rating, etc.), and installation location (next to power cabling, dimmers, etc.). The unbreakable plastic housing allows easy mounting on Mini DIN rails.

An example setup with ARJ12P below:





# In-wall / In-ceiling loudspeakers

Create an integrated system with these passive built-in loudspeakers and enjoy crystal clear sound comfortably anywhere. Ceiling loudspeakers or In-wall loudspeakers are easy to install and nearly invisible in their environment. Paintable speaker grilles mean that you'll barely notice that there are loudspeakers in the room.

# CELO series

## High-end ceiling speakers

The CELO series is AUDAC's high-end slim ceiling speaker series, consisting of four models which guarantee an optimal experience for every situation and application. A white front SlimLine™ Grill is standard included. This slim grill allows your ears to spark your attention, not your eyes. Due to its very thin border of only 1 mm and a limited grill depth which emerges from the ceiling surface by only 3.2 mm, these speakers will become nearly invisible when mounted. Great ease and installers convenience is guaranteed using the QuickFix™ mechanism with GoldCon™ connectivities.



### CELO2

The ultra-compact size enables the CELO2 to smoothly integrate into any interior like no other speaker. The 2" full range aluminum cone driver has an Program power of 20W and is fitted in a ported enclosure with closed back can. This way, a clear and crisp sound is guaranteed with an improved response in the low frequencies.

(Also available in 16Ω version: CELO2DI)

Ω 8 Ohm | Ω 16 Ohm



### Optional front grills

- Black version (/B) - RAL9005
- Paintable version (/P)

CELO2 : GLC02(I)  
CELO5 : GLC05(I)  
CELO6 : GLC06(I)  
CELO8 : GLC08(I)





## CELO5

The uncompromised design of the CELO5 results in the ideal match between quality and size. It produces a stunning sound which is extremely detailed and clear. The two-way construction consisting of a 5" aluminum cone woofer and a complementary 1" dome tweeter are smoothly matched using a high-quality crossover network.

Ω 8 Ohm



## CELO6

The perfect match for a large number of applications is realized with the CELO6 speaker. This speaker consists of a 6" aluminum cone woofer with a complementary 1" dome tweeter. This combination guarantees the perfect harmony and balance of sound, allowing you to accurately distinguish each element of your favourite songs.

Ω 8 Ohm



## CELO8

The most powerful of its kind is the CELO8 speaker, which is constructed using a 8" aluminum cone woofer and a complementary 1" dome tweeter. This combination allows the speaker to reach lower frequencies which results in a high-fidelity sound with powerful and detailing low frequencies, unheard of in its class.

Ω 8 Ohm



### GFC06

Gypsum flush mount installation ring for CELO6

	Program power	Continuous power (AES)	Max SPL (Continuous)	Sensitivity 1W/1m	Drivers	Freq response +/- 3 dB	Cut-out dimensions	Dimensions
CELO2I & CELO2DI	20W	10W	93 dB	83 dB	2"	120 Hz - 20 kHz	Ø 100 mm	Ø 118 x 98 mm
CELO5I	100W	50W	102 dB	85 dB	1" HF & 5" LF	70 Hz - 20 kHz	Ø 155 mm	Ø 175 x 98 mm
CELO6I	120W	60W	106 dB	88 dB	1" HF & 6" LF	55 Hz - 20 kHz	Ø 210 mm	Ø 230 x 103 mm
CELO8I	160W	80W	108 dB	89 dB	1" HF & 8" LF	46 Hz - 40 kHz	Ø 250 mm	Ø 270 x 118 mm

# MERO series

## In-wall speakers

The selection of high-grade materials in combination with accurate acoustics craftsmanship makes the MERO speakers superior in their class.

An elegant look with minimal visual impact is created by the included white SlimLine™ Grill with a very thin border, while great ease and installers convenience is guaranteed using the QuickFix™ mechanism with GoldCon™ connectivities. The grill is held in place using neodymium magnets, providing a quick and stable assembly. Installation can be done both vertically and horizontally, while the rotatable tweeter allows optimal orientation positioning. A white front grill is standard included.





## MERO2

Thanks to the 2" driver with aluminum cone and the ported design, this ultra-compact sized MERO2 not only sounds impressive but it also integrates smoothly into any interior. MERO2 comes available in both an 8Ω (MERO2I) and 16Ω version (MERO2D).

Ω 8 Ohm | Ω 16 Ohm

## MERO5

The medium sized MERO5 consists of a 5" aluminum cone woofer and a complementary 1" dome tweeter (7.5° rotatable) that are smoothly matched and optimized using a high-quality crossover network.

Ω 8 Ohm

## MERO6

The largest MERO6 consists of a 6" aluminum cone woofer and a complementary 1" dome tweeter (7.5° rotatable) that are smoothly matched and optimized using a high-quality crossover network.

Ω 8 Ohm



### Optional wall box

#### WMM20

The WMM20 is an optional accessory for the MERO2I speaker, allowing the speaker to be installed in any concrete or brick wall. The dimensions measure 96 mm x 144 mm, with a built-in depth of 83 mm.



### Optional front grills

- black version (/B) - RAL9005
- white version (/W) - RAL9003
- paintable version (/P)

MERO2 : GLM02

MERO5 : GLM05

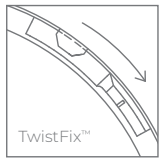
MERO6 : GLM06

	Program power	Continuous power (AES)	Max SPL (Continuous)	Sensitivity 1W/1m	Impedance	Drivers	Freq response +- 3 dB	Cut-out dimensions	Dimensions
MERO2I & MERO2D	20W	10W	93 dB	83 dB	8 Ω 16 Ω (D)	2"	120 Hz - 20 kHz	128 x 80 mm	106 x 152 x 70 mm
MERO5I	100W	50W	102 dB	85 dB	8 Ω	1" HF & 5" LF	70 Hz - 20 kHz	139 x 214 mm	162 x 237 x 74 mm
MERO6I	120W	60W	106 dB	88 dB	8 Ω	1" HF & 6" LF	55 Hz - 20 kHz	174 x 254 mm	197 x 277 x 82 mm


# CALI series

## SafeLatch™ ceiling speakers

Engineered for perfection. The CALI series range consists of full-range models constructed using premium materials and fitted with the patented SafeLatch™ mounting system. The TwistFix™ borderless grill design offers easy but solid assembly and a completely seamless transition from grill to ceiling. The construction with metal back-can guarantees premium performance under all circumstances, no matter what kind of ceiling or surface it is mounted to.



- ✓ Removable logos for most discrete use
- ✓ Ceiling speaker with rear dome



### CALI424I

The CALI424I is a 2-way ceiling speaker with rear dome, constructed using a 4" cone driver, combined with an coaxially mounted 1" soft dome tweeter which is fitted with a phase plug for excellent off axis performance.

The 2-way construction combination with metal rear-dome guarantees premium performance for demanding applications. A continuous power handling of 30 Watt (RMS/AES) and Program power of 60 watt is achieved, while fitted with a rotary switch for tapping of the 70/100V line transformer.

⚡ 70-100 Volt | Ω 8 Ohm



### Outdoor front grills

for CALI4xx series speakers: [GLI05\(I\)](#)  
for CALI6xx series speakers: [GLI06\(I\)](#)

☂ Weatherproof | /B | /W | /P

### CALI660I

The CALI660I is a 2-way ceiling speaker with rear dome, constructed using a 6.5" cone driver, combined with an coaxially mounted 1" soft dome tweeter which is fitted with a phase plug for excellent off axis performance.

The 2-way construction combination with metal rear-dome guarantees premium performance for demanding applications. A continuous power handling of 60 Watt (RMS/AES) and Program power of 120 watt is achieved, while fitted with a rotary switch for tapping of the 70/100V line transformer.

⚡ 70-100 Volt | Ω 8 Ohm



### Tile bridge

For installation in 60 x 60 cm suspended ceiling ceiling tiles applications.

for CALI4xx series speakers: [TBA40](#)  
for CALI6xx series speakers: [TBA60](#)

	Program power	Continuous power (AES)	Max SPL (Continuous)	Sensitivity 1W/1m	Power taps @ 100V	Power taps @ 70V	Freq response +- 3 dB	Cut-out dimensions	Dimensions
CALI424I	60 Watt	30 Watt	102 dB	87 dB	24 / 12 / 6W	24 / 12 / 6 / 3W	93 Hz - 20 kHz	Ø 170 mm	Ø 192 mm x 138 mm
CALI660I	120 Watt	60 Watt	108 dB	90 dB	60 / 30 / 15W	60 / 30 / 15 / 7.5W	90 Hz - 20 kHz	Ø 220 mm	Ø 242 mm x 138 mm



## SafeLatch™


Unique innovation that gives the installer both hands available for directional placement and tightening of the fixation.



### Position 1

Connect and insert the speaker with SafeLatch™ through the installation hole.

The latching arms will automatically lock the speaker in place.



### Position 2

Fix the speaker in position by tightening the screws of the SafeLatch™ mounting system.



### Position 3

Release the screws of the SafeLatch™ system to maximum for bending the latching arms inwards, which allows removal of the speaker.



## Enhanced installation

Connection can be done through a 'swivel' lid with conduit clamp. The rotating lid design, reminiscent of the market standards, facilitates easier access to the internal components and simplifies maintenance. A pluggable terminal block connector, simplifies the installation process and ensures a secure connection for seamless operation.

## Crystal clear sound

We have re-engineered both the drivers and the internal filter (crossover) to achieve superior acoustical performance. A significant leap forward compared to its predecessor, resulting in an enriched and immersive audio experience.

- ✓ Increased driver sensitivity
- ✓ Optimised frequency response
- ✓ Tweaked internal filter (crossover)


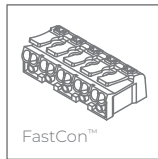
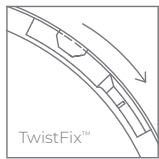


TwistFix™ grill installation

# CIRA series

## QuickFit™ 2-way ceiling speakers

Designed to offer the best value for money ratio. The CIRA series are coaxial 2-way ceiling speakers featuring exceptional intelligibility and musical performance. The TwistFix™ borderless grill design offers easy but solid assembly and a completely seamless transition from grill to ceiling. This results in a perfect blend into its environment. The QuickFit™ installation system combined with FastCon™ connector offers lifetime stability and great installers convenience.



- ✓ Removable logos for most discrete use
- ✓ Optionally available outdoor resistant grills



 Weatherproof

## Outdoor front grills

The GLI series are optionally available front grills with TwistFix™ technology for the CIRA loudspeaker series. The GLI grills are available in 3 versions: black (/OB - RAL9005), white (/OW - RAL9016) and paintable (/OP)

for CIRA5xx series speakers: [GLI05\(I\)](#)

for CIRA7xx series speakers: [GLI07\(I\)](#)

for CIRA8xx series speakers: [GLI08\(I\)](#)





## CIRA5I

The CIRA5I features a 5 ¼" driver using polypropylene cone material, combined with a 1" Mylar tweeter fitted with a phase plug for excellent off axis performance. The selected materials guarantee a low distortion performance with smooth and flat frequency response. A continuous power handling of 30 Watt (RMS/AES) and Program power of 60 watt is achieved, while fitted with a multi-tapping 100V line transformer with tapings for 6W, 3W, 1.5W and an 8 Ohm or 16 Ohm bypass connection.

⚡ 100 Volt | Ω 8 Ohm | Ω 16 Ohm



## CIRA7I

The CIRA7I features a 6.5" driver using polypropylene cone material, combined with a 1" Mylar tweeter fitted with a phase plug for excellent off axis performance. The selected materials guarantee a low distortion performance with smooth and flat frequency response. A continuous power handling of 30 Watt (RMS/AES) and Program power of 60 watt is achieved, while fitted with a multi-tapping 100V line transformer with tapings for 24W, 12W, 6W and an 8 Ohm or 16 Ohm bypass connection.

⚡ 100 Volt | Ω 8 Ohm | Ω 16 Ohm



## CIRA8I

The CIRA8I features a 8" driver using polypropylene cone material, combined with a 1" Mylar tweeter fitted with a phase plug for excellent off axis performance. The selected materials guarantee a low distortion performance with smooth and flat frequency response. A continuous power handling of 40 Watt (RMS/AES) and Program power of 80 watt is achieved, while fitted with a multi-tapping 100V line transformer with tapings for 24W, 12W, 6W and an 8 Ohm & 16 Ohm bypass connection.

⚡ 100 Volt | Ω 8 Ohm | Ω 16 Ohm




	Program power	Continuous power (AES)	Max SPL (Continuous)	Sensitivity 1W/1m	Power taps / impedance	Freq response +/- 3 dB	Cut-out dimensions	Dimensions
CIRA506I	60 Watt	30 Watt	102 dB	87 dB	6W / 3W / 1.5W / 8 Ω	60 Hz – 20 kHz	Ø 170 mm	Ø 193 mm x 79 mm
CIRA524I	60 Watt	30 Watt	102 dB	87 dB	24W / 12W / 6W / 8 Ω	60 Hz – 20 kHz	Ø 170 mm	Ø 193 mm x 86 mm
CIRA530DI	60 Watt	30 Watt	102 dB	87 dB	16 Ω	60 Hz – 20 kHz	Ø 170 mm	Ø 193 mm x 79 mm
CIRA724I	60 Watt	30 Watt	103 dB	88 dB	24W / 12W / 6W / 8 Ω	55 Hz – 20 kHz	Ø 200 mm	Ø 224 mm x 81 mm
CIRA730DI	60 Watt	30 Watt	103 dB	88 dB	16 Ω	55 Hz – 20 kHz	Ø 200 mm	Ø 224 mm x 78 mm
CIRA824I	80 Watt	40 Watt	105 dB	89 dB	24W / 12W / 6W / 8 Ω	40 Hz – 20 kHz	Ø 243 mm	Ø 270 mm x 86 mm
CIRA840DI	80 Watt	40 Watt	105 dB	89 dB	16 Ω	40 Hz – 20 kHz	Ø 243 mm	Ø 270 mm x 86 mm

# CENA series

## SpringFit™ ceiling speakers

The unbeatable one. The CENA series are full-range ceiling speakers, designed to offer an unmatched solution for large scale public address projects. The SpringFit™ fixation offers the fastest possible installation time of any speaker available on the market, while the borderless grill design is absolutely unseen for any ceiling speaker in this segment. The selection of high-quality cone materials guarantee an exceptional intelligibility and background music performance.



✓ Removable logos for most discrete use



### CENA3

The CENA3 features a 2,5" broadband driver with a continuous power handling of 10 Watt (RMS/AES) and Program power of 20 Watt. It is fitted with a multi-tapping 100V line transformer with tapings for 6W and 3W.

⚡ 100 Volt | Ω 8 Ohm





## CENA5

The CENA5 features a 5" broadband driver with a continuous power handling of 10 Watt (RMS/AES) and Program power of 20 Watt. They are fitted by multi-tapping 100V line transformers with tapings for 6W, 3W.

⚡ 100 Volt | Ω 8 Ohm | Ω 16 Ohm



## CENA7

The CENA7 features a 6.5" broadband driver with a continuous power handling of 10 Watt (RMS/AES) and Program power of 20 Watt. It is fitted with a multi-tapping 100V line transformer with tapings for 6W and 3W.

⚡ 100 Volt | Ω 8 Ohm | Ω 16 Ohm



## CENA8

The CENA8 features an 8" broadband driver with a continuous power handling of 20 Watt (RMS/AES) and Program power of 40 Watt. It is fitted with a multi-tapping 100V line transformer with tapings for 12W and 6W.

⚡ 100 Volt | Ω 8 Ohm | Ω 16 Ohm



SnapConnect™ splicing connector for plug and play installation.

	Program power	Continuous power (AES)	Max SPL (Continuous)	Sensitivity 1W/1m	Power taps / impedance	Freq response +- 3 dB	Cut-out dimensions	Dimensions
CENA306(I)	20 Watt	10 Watt	97 dB	87 dB	6W / 3W	120 Hz - 20 kHz	Ø 80 mm	Ø 95 mm x 68 mm
CENA506	20 Watt	10 Watt	103 dB	93 dB	6W / 3W	100 Hz - 15 kHz	Ø 150 mm	Ø 180 mm x 57 mm
CENA510D	20 Watt	10 Watt	103 dB	93 dB	16 Ω	100 Hz - 15 kHz	Ø 150 mm	Ø 180 mm x 52 mm
CENA706(I)	20 Watt	10 Watt	106 dB	96 dB	6W / 3W	100 Hz - 15 kHz	Ø 167 mm	Ø 193 mm x 70 mm
CENA710D	20 Watt	10 Watt	106 dB	96 dB	16 Ω	100 Hz - 15 kHz	Ø 167 mm	Ø 193 mm x 70 mm
CENA812(I)	40 Watt	20 Watt	112 dB	99 dB	12W / 6W	100 Hz - 15 kHz	Ø 207 mm	Ø 232 mm x 80 mm
CENA820D	40 Watt	20 Watt	112 dB	99 dB	16 Ω	100 Hz - 15 kHz	Ø 207 mm	Ø 232 mm x 80 mm

# AWP & SSP series

## Waterproof ceiling speakers

These high-quality in-ceiling speakers are especially designed for use in applications with high levels of humidity such as bathrooms, wellness, swimming pool areas or many more!



### AWP06

The AWP06 in-ceiling speakers features a 4" dual cone driver with continuous power handling of 6 Watt (RMS/AES) and a Program power of 10 Watt. The dual cone construction makes the AWP06 the perfect match for a wide variation of general purpose in- & outdoor applications in humid and damp environments, ranging from paging and announcement systems to background music systems. The full plastic enclosure with aluminum front grill and closed back makes the speaker comply to IP65 Ingress protection standards.

Instant fixation to the ceiling is made possible through the spring-fix mounting, offering a great installers convenience and lifetime stability.

A multi-tapping line transformer with fixed connection cable allows it to be connected to 100V public address systems with different power taps for 6W, 3W and 1.5W and/or low impedance (8Ω) systems.

⚡ 100 Volt | Ω 8 Ohm | ⚡ IP65

### SSP500

The SSP500 in-ceiling speakers features a 5 ¼" driver with a coaxially mounted 1" tweeter, having a continuous power handling of 20 Watt (RMS/AES) and a Program power of 40 Watt. The 2-way construction makes the SSP500 the perfect match for a wide variation of highly demanding in- & outdoor applications in humid and damp environments, guaranteeing a high-quality and true to nature reproduction of music and speech. The enclosure constructed with heat resistant plastic materials and aluminum front grill makes the speaker comply to IP44 Ingress protection standards and allows it to be installed in environments with extreme levels of humidity and temperature (up to 100°C) such as saunas.

Instant fixation to the ceiling is made possible by a 4-screw mounting system, offering a lifetime stability while connections to low impedance (8Ω) systems are made by cable lug terminals.

Ω 8 Ohm | ⚡ IP44

	Program power	Continuous power (AES)	Max SPL (Continuous)	Sensitivity 1W/1m	Impedance	Power taps	Freq response +- 3dB	Cut-out dimensions	Dimensions
AWP06	20W	10W	97 dB	87 dB	8 Ω	6 / 3 / 1.5W	100 Hz - 15 kHz	Ø 125 mm	Ø 140 x 130 mm
SSP500	40W	20W	99 dB	86 dB	8 Ω	-	75 Hz - 20 kHz	Ø 150 mm	Ø 165 x 74 mm

# CSF series

## Ceiling speaker with fire dome



⚡ 100 Volt

### CSF506

The CSF506 in-ceiling speaker features a 5" full range driver with a continuous power handling of 6 Watt (RMS/AES) and a Program power of 10 Watt making it suitable for a variation of general purpose indoor applications. Typical applications range from paging and announcement systems to background music systems. The full metal construction with back dome and flame retardant construction materials, a ceramic connection terminal and ceramic fuse allows the speaker for use in announcement and alarm systems compliant to EN60849 evacuation standards.

A multi-tapping line transformer allows it to be connected to 100V public address systems with different power taps for 6W and 3W, while assembly is done by a special ceiling-clamping mounting system.

	Program power	Continuous power (AES)	Max SPL (Continuous)	Sensitivity 1W/1m	Power taps	Freq response +/- 3 dB	Cut-out dimensions	Dimensions
CSF506	10W	10W	100 dB	90 dB	6 / 3W	90 Hz - 18 kHz	Ø 160 mm	Ø 180 x 127 mm

# CMM series

## Speaker built-in box for concrete casting



### CMM306

The CMM306 is a built-in housing for flush mount installation of loudspeakers in concrete structures. The construction with mineral fiberboard plate allows customized cut-outs in various diameters or shapes for installation of loudspeakers (or lighting fixtures). Cast in-place or integration in precast factories is both possible.

The mineral fiberboard plate allows cutouts with diameters up to ~ 280 mm, while a maximum built-in depth of 110 mm guarantees compatibility with a large number of in-ceiling loudspeakers. The synthetic enclosure is made out of halogen free and fire (up to 650°C) resistant materials. Entries for both 2 x M20 and 2 x M25 cables are provided.

# WMM series

## Speaker back box



### WMM450

The WMM450 is a fire-proof speaker back box for in-wall and in-ceiling installations in hollow structures. It is constructed out of power coated steel and allows installation for all kinds of flush mount speakers with a built-in depth up to ~ 115 mm. It provides an ideal environment for the installed speakers while preventing undesirable sound leaks into neighboring rooms. The dimensions of 446 x 455 x 127 mm allow it being placed in between a wide variation of wall studs or ceiling beams. It features an internal volume of 15 liters and comes pre-fitted with acoustic damping material for optimal acoustic performance.






















### WMM630

The WMM630 is a speaker back box made out of medium-density fibreboard (MDF) allowing installation for a wide variety of ceiling or in-wall loudspeakers. It provides an ideal environment for the installed speakers while reducing the radiation of sound to adjacent rooms. The dimensions of 345 x 545 x 150 mm allow it being placed in between a wide variation of wall studs or ceiling beams. It features an internal volume of 21 litres and comes with a pre-cut speaker cutout with a diameter of Ø 150 mm, and pre-marked circular cutouts up to Ø 250 mm. The corners are provided with L-brackets for easy assembly to any kind of stud or beam and it comes pre-fitted with acoustic damping material for optimal acoustic performance.





		Frequency range (-10 dB)	Max SPL (Continuous)	Program power	Closed back	Outdoor	70V	100V
	CELO21	100 Hz - 20 kHz	93 dB	20W	✓			1,5W / 3W / 6W**
	CELO51	55 Hz - 20 kHz	102 dB	100W				6W / 12W / 24W **
	CELO61	44 Hz - 20 kHz	106 dB	120W				6W / 12W / 24W **
	CELO81	32 Hz - 20 kHz	108 dB	160W				6W / 12W / 24W **
	CELO8SI	32 Hz - 200 Hz	103 dB	2 x 100W				
	CENA3	95 Hz - 20 kHz	97 dB	20W			1.5W / 3W	3W / 6W
	CENA5	80 Hz - 18 kHz	103 dB	20W			1.5W / 3W	3W / 6W
	CENA7	70 Hz - 18 kHz	106 dB	20W			1.5W / 3W	3W / 6W
	CENA8	60 Hz - 18 kHz	112 dB	40W			3W / 6W	6W / 12W
	CIRA5I	45 Hz - 20 kHz	102 dB	60W		✓	3W / 6W / 12W	6W / 12W / 24W ***
	CIRA7I	45 Hz - 20 kHz	103 dB	60W		✓	3W / 6W / 12W	6W / 12W / 24W
	CIRA8I	33 Hz - 20 kHz	105 dB	80W		✓	3W / 6W / 12W	6W / 12W / 24W
	CALI424I	70 Hz - 20 kHz	102 dB	60W	✓	✓	3W / 6W / 12W / 24W	6W / 12W / 24W
	CALI660I	70 Hz - 20 kHz	108 dB	120W	✓	✓	7.5W / 15W / 30W 60W	15W / 30W / 60W
	AWP06	80 Hz - 18 kHz	97 dB	20W	✓	IP65	0.75W / 1.5W / 3W	1,5W / 3W / 6W
	SSP500	55 Hz - 20 kHz	100 dB	40W		IP44		
	MERO2	100 Hz - 20 kHz	93 dB	20W	✓			1,5W / 3W / 6W **
	MERO5	55 Hz - 20 kHz	102 dB	100W				6W / 12W / 24W **
	MERO6	44 Hz - 20 kHz	106 dB	120W				6W / 12W / 24W **

\* CIRA and CALI optional GLI series grills are outdoor treated. This makes the speakers suitable for dry outdoor installation, the speakers are not splash nor waterproof.

Impedance	Snap-Connect™	SpringFit™	QuickFit™	SlimLine™	SafeLatch™	Cutout hole size   Built-in Depth	Dispersion
8/16 Ohm				✓		Ø 100 mm 95 mm	165°
8 Ohm				✓		Ø 155 mm 83 mm	155°
8 Ohm				✓		Ø 205 mm 100 mm	140°
8 Ohm				✓		Ø 245 mm 115 mm	135°
8 Ohm				✓		Ø 250 mm 117 mm	
8 Ohm	✓	✓				Ø 80 mm 72 mm	160°
8/16 Ohm	✓	✓				Ø 150 mm 60 mm	155°
8/16 Ohm	✓	✓				Ø 167 mm 70 mm	140°
8/16 Ohm	✓	✓				Ø 207 mm 81 mm	130°
8/16 Ohm			✓			Ø 170 mm 83 mm	145°
8/16 Ohm			✓			Ø 200 mm 78 mm 75 mm (16Ω)	150°
8/16 Ohm			✓			Ø 243 mm 82 mm	140°
8 Ohm					✓	Ø 170 mm 138 mm	155°
8 Ohm					✓	Ø 220 mm 138mm	145°
8 Ohm		✓				Ø 125 mm 149 mm	
8 Ohm						Ø 120 mm 60 mm	
8/16 Ohm				✓		128 x 80 mm 70 mm	165°-165° (Hor.-Vert.)
8 Ohm				✓		139 x 214 mm 71 mm	160°-140° (Hor.-Vert.)
8 Ohm				✓		174 x 254 mm 79 mm	160°-140° (Hor.-Vert.)

\*\* With addition of WTR06 (1,5W / 3W / 6W) or WTR24 (6W / 12W / 24W) Waterproof Transformer 100V.

\*\*\* Line Transformer Tappings CIRA506: 1,5W / 3W / 6W



# Wall loudspeakers

Active and passive design loudspeakers especially designed for a wide variety of fixed install on walls or ceilings in- and outdoor applications, ranging from modern residential applications to the most demanding applications in environments such as retail stores, pubs, restaurants or even clubs.

# VEXO1xx series

## High performance 2-way loudspeakers

The VEXO1xx series are compact high performance 2-way loudspeakers and come in 5 different (active or passive) models. The low-frequency transducer, which is made out of high-quality materials, is combined with a 1.4 (VEXO106 & VEXO108) or 1.7" (VEXO110, VEXO112 & VEXO115) voice coil compression driver, enabling high sound pressure levels and a tight driver response with a rotatable 90° x 70° coverage pattern for a wide range of applications.

Ω 8 Ohm | ⚡ 70-100 Volt



### VEXO106

6" high performance 2-way loudspeaker

*[No active version or carry handle]*



### VEXO108

8" high performance 2-way loudspeaker

*[No active version or carry handle]*



### VEXO110(A)

10" high performance  
2-way (active) loudspeaker



### VEXO112(A)

12" high performance 2-way  
(active) loudspeaker



### VEXO115(A)

15" high performance 2-way  
(active) loudspeaker

## Mounting made easy

A possible inclination of -90° to +35° ensures optimal positioning of the speakers. It is even possible to mount the VEXO1xx series to the ceiling which allows installing the loudspeaker cleanly in any environment. The cabinet is also fitted with a 35 mm pole adapter and ample rigging points.

Optional cover bag: **CPVX110**

Two-way revolving mounting bracket

VEXO108: **MBK500**

*Optional MBK11xV  
Clever U-bracket*



## A complete range

Versatile 2-way loudspeakers in 5 models, boasting superior components for high sound levels, tight response, and flexible coverage, perfect for diverse applications.



## Empowering clarity

This aspiration has inspired us to design a high performance 2-way loudspeaker that provides exceptional accuracy and clarity coming from this refined enclosure.

## Optional 100V transformer

By removing the backplate with two slanted Speakon connectors and replacing it with a 70/100V backplate on which the module is integrated, the high-performance loudspeaker is able to be implemented in 70/100V systems.

TRM012	70/100V transformer module VEXO106 & VEXO108 - 120W
TRM124	70/100V transformer module VEXO110 - 240 & 120W
TRM224	70/100V transformer module VEXO112 & VEXO115 - 240 & 120W
TRM248	70/100V transformer module VEXO112 & VEXO115 - 480 & 240W



	Max/peak power	Program power	Continuous power (AES)	Max SPL (Continuous)	Sensitivity 1W/1m	Dispersion (Rotatable)	Impedance / Transformer (Opt. 70-100V)	Freq response +- 3 dB	Dimensions	Weight
VEXO106	500W	250W	125W	113 dB	92 dB	90° x 100° (Not rotatable)	8 Ω / Yes	80 Hz - 20 kHz	196 x 355 x 205 mm	7.2 kg
VEXO108	800W	400W	200W	118 dB	95 dB	90° x 70°	8 Ω / Yes	70 Hz - 20 kHz	244 x 425 x 256 mm	9.4 kg
VEXO110	1200W	600W	300W	121 dB	96 dB	90° x 70°	8 Ω / Yes	65 Hz - 20 kHz	329 x 540 x 345 mm	16.8 kg
VEXO110A	1200W	450W	300W	121 dB	96 dB	90° x 70°	8 Ω / No	65 Hz - 20 kHz	329 x 540 x 345 mm	18 kg
VEXO112	1600W	800W	400W	125 dB	99 dB	90° x 70°	8 Ω / Yes	58 Hz - 20 kHz	369 x 610 x 390 mm	22.4 kg
VEXO112A	1600W	600W	400W	125 dB	99 dB	90° x 70°	8 Ω / No	58 Hz - 20 kHz	369 x 610 x 390 mm	23.5 kg
VEXO115	2000W	1000W	500W	127 dB	100 dB	90° x 70°	8 Ω / Yes	50 Hz - 20 kHz	429 x 690 x 450 mm	28.1 kg
VEXO115A	2000W	750W	500W	127 dB	100 dB	90° x 70°	8 Ω / No	50 Hz - 20 kHz	429 x 690 x 450 mm	28.3 kg

# VEXO1xx active series

Discover what this solution can do for your installation



Optional ANI44XT

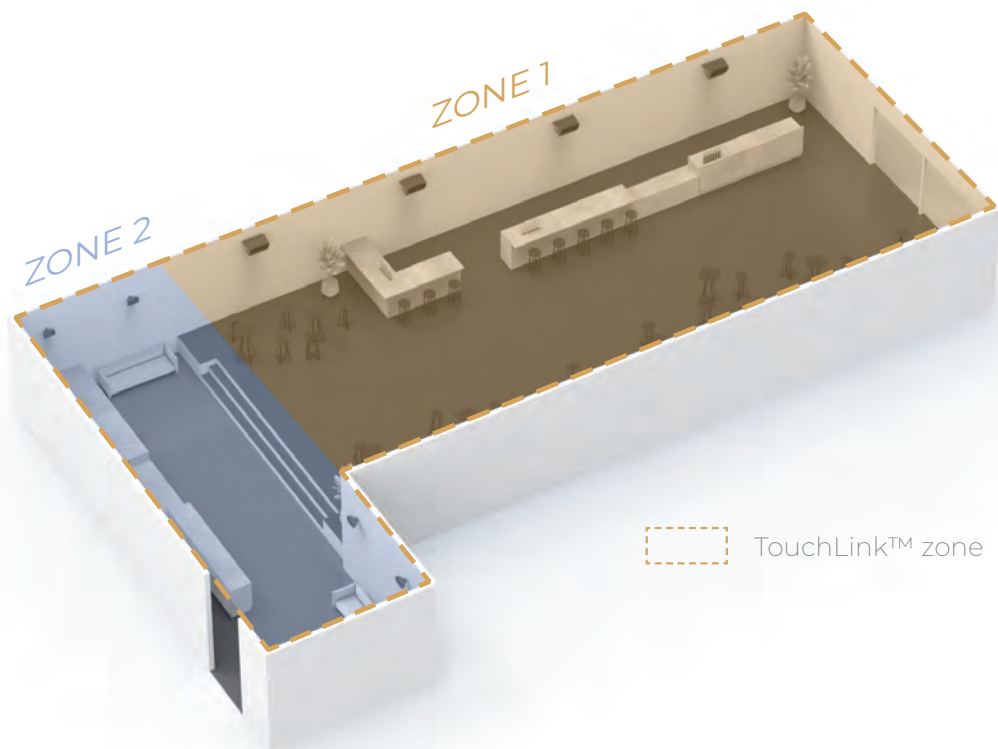


## Unlock a world of possibilities

By installing the optional ANI44XT Dante™ audio network interface in the active version, you will be able to integrate the new VEXO1xx series into any Dante™ enabled AV network and transfer digital audio with any compatible solution on the market. Like this the VEXO1xx series will also become compatible with the NCP105 Universal network/PoE wall panel (see page 72).

## TouchLink™ compatible

Used for creating virtual zones by linking multiple compatible devices with each other. In AUDAC Touch™ or directly on the device you can select multiple amplifier channels that should react to the user as one zone. By installing the ANI44XT the VEXO1xx series will be compatible with AUDAC Touch™ and TouchLink™.





## Controllability at your fingertips

A complete library of speaker presets is available for your projects, making it as easy as picking the right file, loading it & play! Besides the optimal acoustic configurations, this library also includes the loudspeaker performance parameters providing a bulletproof protection for your audio system.



AUDAC Touch™



## WaveDynamics™ and integrated DSP processor

Thanks to its WaveDynamics™ compatibility and DSP processor, the audio control and processing technology enable any user to effortlessly control the most advanced acoustic configurations. The integrated DSP allows pre-sets for full-range, satellite and custom configurations and can be loaded via the USB slot on the back of the device. When not in use, the active versions of the VEXO1xx series devices automatically go into an energy-saving standby mode.



Energy-saving standby mode

Wall loudspeakers - High performance loudspeakers

# VEXO208I

Compact 8" high performance 3-way loudspeakers



The VEXO208 is a high-output 3-way loudspeaker, providing a powerful and detailed signature sound of the VEXO family with a dual 8-inch driver in a compact cabinet.

The combination of the elegant enclosure and high performance allows them to be used in installation applications that require both a modern look and a unique audio experience from nightclubs to sports facilities. Compression driver overload protection is provided through an internal limiting circuit. Mounting in both horizontal and vertical directions is possible with the included wall bracket. An optional 70/100V transformer module can be installed to use VEXO208 in Hi-Z systems.

$\Omega$  4 Ohm | ⚡ 70-100 Volt



*Clever U-bracket*

## Included mounting accessories

Equipped with essential mounting accessories, featuring the clever U-bracket for flexible installation and a drop safety wire for added security. These included components ensure a hassle-free and secure mounting experience, enhancing the versatility of the VEXO208.





## Connectivity made easy

By removing the backplate with two slanted Speakon connectors and replacing it with a 70/100V backplate on which the module is integrated, the high-performance loudspeaker is able to be implemented in 70/100V systems.

## Powerful and detailed sound signature

Experience unparalleled audio excellence. These 3-way loudspeakers deliver an immersive auditory experience. Precision engineering and advanced technology harmonize to produce rich, dynamic sound, setting a new standard in audio performance.



## What's new with the VEXO208I?

The VEXO208I brings enhanced versatility with an integrated polemount adapter and an 8-ohm version, ensuring improved compatibility and exceptional sound performance for various applications.



*35 mm pole mount adapter  
(optional CHB196)*



*8 Ohm version*

	Max/peak power	Program power	Continuous power (AES)	Max SPL (Continuous)	Sensitivity 1W / 1 m	Impedance / Transformer (Optionally 70-100V)	Freq response +/- 3 dB	Dimensions	Weight
VEXO208I	1600W	800W	400W	120 dB	94 dB	4 Ω / Yes	75 Hz - 20 kHz	710 x 260 x 290 mm	17 kg
VEXO208DI	1600W	800W	400W	120 dB	94 dB	8 Ω / Yes	75 Hz - 20 kHz	710 x 260 x 290 mm	17 kg



## A brief overview

# Compare the VEXO series

Explore the VEXO series—four distinct models offering unparalleled audio experiences. From compact powerhouses to high-output performers, each boasts advanced features, ensuring superior sound quality for diverse needs.

	VEXO1xx	VEXO1xxA	VEXO208
Available Models	6", 8", 10", 12" & 15"	10", 12" & 15"	8"
Speaker Type	2-way	2-way	3-way
Amplification	Passive	Active	Passive
Optional 70V/100V transformer module	Yes	No	Yes
Analog input	Yes	Yes	Yes
Optional Dante™/AES67 audio network interface	No	Yes	No
AUDAC Touch™ compability	No	with ANX44XT	No
TouchLink™ compatibility	No	with ANX44XT	No
Built-in DSP	No	Yes	No
Included mounting bracket	No	No	Yes
35 mm pole adapter	Yes	Yes	No
Bars & Restaurants	✓	✓	
Clubs	✓	✓	✓
Education	✓	✓	
Sporting facilities	✓	✓	✓
Concert venues	✓	✓	✓
Events	✓	✓	✓

# VEXO8

## Compact high-power speaker

The exceptional accuracy and clarity coming from the VEXO8 is recommended to be extended with a complementary bass cabinet adding the punchy & deep bass, resulting in a stunning sound over the entire frequency range.



### VEXO8

The VEXO8 is a high-output speaker cabinet, featuring a 8" high efficiency Mid / Low range driver and 1" compression driver fitted with a rotatable horn, providing a powerful and detailed sound in a compact cabinet.

Horizontal coverage: 100°

Vertical coverage: 80°

Optionally available : Cover bag ([PROMO5501](#))

Ω 8 Ohm



Mounting Bracket  
(Included)



WBP100  
(Optional)



	Program power	Continuous power (AES)	Max SPL (Continuous)	Sensitivity 1W / 1 m	Freq response +/- 3 dB	Dimensions	Weight
VEXO8	350W	175W	115 dB	92 dB	65 Hz - 20 kHz	250 x 380 x 262 mm	9.7 kg

# FX series

## High-output loudspeaker systems

The FX series is a unique and versatile speaker system series. When you combine the FX1.18 bass cabinet with the FX3.15 3-way active speaker cabinet, this truly modular system can be scaled and adapted for every application where a powerful system with a high clarity and sound quality is required. The compact enclosures are provided with weatherproof and scratch resistant DuraCoat™ textured paintwork and are fitted with eight carry handles allowing easy carriage and handling of the system. The integrated metal rigging frame allows easy and secure rigging, allowing multiple cabinets to be rigged together.



### FX3.15

The FX3.15 is a 3-way high-output, active driven compact High / Mid / Mid-Bass speaker cabinet which is a part of the unique and versatile FX series system.

This 3-way cabinet includes a 15" horn-loaded Mid-Bass driver, 6" loaded mid speaker and 1.75" PEEK (Polyether ether ketone) compression driver. The entire system has a power handling of 750 Watt RMS/AES with a program power of 1500 Watt. The Mid-Bass section takes part for 500 Watt RMS/AES while the Mid section takes part for 200 Watt RMS/AES and the High section represents 50 Watt RMS/AES. The horn with a coverage pattern of 90° x 40° incorporates both High and Mid frequency drivers which can be rotated allowing complete flexibility in selection of horizontal & vertical as well as left & right positioning.

This system shall be active processed and powered by separate amplifiers for each section. The connections for each sections are performed using two 8-pin speakon compatible connectors, allowing linkthrough when multiple identical speakers are used in the same system.

Ω 8 Ohm | IPx5 | Weatherproof



### FX1.18

The FX1.18 is a high-output, horn-loaded single 18" bass cabinet which is designed as a part of the unique and versatile FX series system.

This horn loaded subwoofer cabinet includes an 18" woofer, achieving an Continuous power (AES) handling of 800 Watt with a program power of 1600 Watt. The sensitivity of 102 dB and maximum sound pressure level of 131 dB in combination with the flat frequency response from 37 Hz to 130 Hz ensures a tight, up-front, low frequency reinforcement with attack and definition.

The connections are performed using two 4-pin speaker connectors, allowing linkthrough when multiple identical speakers are used in the same system.

Ω 8 Ohm | IPx5 | Weatherproof

	Program power	Continuous power (AES)	Impedance	Sensitivity 1W/1m	Max SPL (Continuous)	Frequency range -10 dB	Dimensions	Weight
FX1.18	1600W	800W	8 Ω	102 dB	131 dB	33 Hz - 130 Hz	714 x 600 x 800 mm	63.3 kg
FX3.15	1500W	750W	8 Ω	105 dB	134 dB	85 Hz - 20 kHz	714 x 456 x 580 mm	47.5 kg

## MBK302S

The MBK302S is a flying system for the FX series speaker cabinets, providing safe and secure mounting for one FX1.18 and FX3.15 to any type of ceiling or other supporting structure.

The set contains all sideboards, the connection plate and all required accessories such as bolts and safety wires for mounting and securing the speakers onto the base of the frame. Using the connection plate, the incline angle between the upper and lower cabinet can be set in a range of 30° to 50° in steps of 5°.

The construction of all parts is made out of corrosion resistant zinc-plated steel with a thickness of 4 mm. Additionally, a black powder coating provides further resistance to the elements.



# VIRO5

## Compact performance loudspeaker



The VIRO5 is a 2-way coaxial loudspeaker that comes in both black & white that will blow you away with its powerful punch delivered in a compact package.

The VIRO5 incorporates a soft, silk-domed tweeter for smooth tonality and a 5" 2-way coaxial speaker driver to achieve an impressive coverage range and high excursion. This unique acoustical composition delivers an uncompromised clarity and surprisingly low frequency response.

Optional cover bag for 2 units: [CPVI205](#)

$\Omega$  8 Ohm |  $\Omega$  16 Ohm | ⚡ 70-100 Volt \* | ⚡ IP55 | ☔ Weatherproof

\*Optional transformer



### Weather-resistant

With an IP55\* rating, VIRO5 stands up to humidity, rain, snow, limited dust, UV rays and extreme heat and cold.

\*Successfully endured 720h salt spray test.



VIRO5 with  
MBK523/G





## A sound that lasts

VIRO5 incorporates a soft, silk-domed tweeter for smooth tonality and a 5" 2-way coaxial speaker driver to give the ideal size-to-sound ratio for a wide range of applications.

## Remarkable build quality

Crafted in high-grade aluminium with incredible attention to detail. The material choice goes well beyond aesthetics. It also provides superior acoustic properties thanks to its material stiffness and seamless surfaces that eliminate any distortion of your sound.



CVS102



TRV106

## Always the right connection

Exchange your connections easily. From cable glands with rubber grommets to optional SpeakON connections (CVS102) and even an optional 70/100V transformer (TRV106).

	Program power	Continuous power (AES)	Max SPL (Continuous)	Sensitivity 1W / 1m	Impedance / Transformer (Optionally 70-100V)	Freq response +- 3 dB	Freq range - 10 dB	Dimensions (Excl. bracket)	Weight
VIRO5	120W	60W	107 dB	89 dB	8 Ω / Yes	100 Hz - 20 kHz	70 Hz - 20 kHz	180 x 180 x 191 mm	4.2 kg
VIRO5D	120W	60W	107 dB	89 dB	16 Ω / Yes	100 Hz - 20 kHz	70 Hz - 20 kHz	180 x 180 x 191 mm	4.2 kg

# ATEOxM series

## In & outdoor surface mount loudspeaker with CleverMount+™

The ATEOxM series are extraordinary loudspeakers especially designed for fixed install in- & outdoor applications, ranging from modern residential applications to the most demanding designer applications in environments such as retail stores, pubs, restaurants or even clubs. Ensuring you an immersive true to-nature sound experience, thanks to the high quality components used and the wide dispersion (up to 130°) that can be achieved



### ATEO4M

4" version with a 1" dome tweeter and a 4" Mid / Low-frequency driver, ensuring a true-to-nature, high-fidelity reproduction of music and speech, whilst maintaining an ultra-flat frequency response.

### ATEO6M

6" version, with a 1" dome tweeter and a 6" Mid / Low frequency driver, ensuring a true-to-nature, high-fidelity reproduction of music and speech, whilst maintaining an ultra-flat frequency response.

Ω 8 Ohm | Ω 16 Ohm | ⚡ 70-100 Volt | ⚡ IP66 | ☔ Weatherproof | **WAGO**



- ✓ Unmatched sonic brilliance
- ✓ Unique CleverMount+™ mounting system
- ✓ Great installer convenience (WAGO conn.)
- ✓ Incline and rotatable in any direction
- ✓ Optional protective connection cover (WPMxx) & light track adapter mount (RMA45M)
- ✓ Marine grade build quality
- ✓ IP66 & 720h salt spray certification
- ✓ Hydrophobic cloth behind aluminum grill
- ✓ No wires or bracket visible from the back
- ✓ Optional incline mount (WMAxxM) & Cluster mount set (CMAixxM)

	Program power	Continuous power (AES)	Max SPL (Continuous)	Sensitivity 1W/1m	Impedance	Power taps @ 100V	Power taps @ 70V	Freq response +/- 3dB	Dimensions
ATEO4M	70W	35W	101 dB	86 dB	8 Ω	24 / 12 / 6W	24 / 12 / 6 / 3W	100 Hz - 20 kHz	136 x 224 x 154 mm
ATEO4DM	70W	35W	101 dB	86 dB	16 Ω	-	-	100 Hz - 20 kHz	136 x 224 x 154 mm
ATEO6M	120W	60W	106 dB	89 dB	8 Ω	50 / 25 / 12.5W	50 / 25 / 12.5 / 6.25 W	65 Hz - 20 kHz	193 x 347 x 215 mm
ATEO6DM	120W	60W	101 dB	86 dB	16 Ω	-	-	65 Hz - 20 kHz	193 x 347 x 215 mm



Suited for every application

**IP66**

Weatherproof



Marine grade salt spray\* and UV resistant

*\*720 Hours salt spray certified*



Unmatched sonic brilliance

## Marine grade build quality

An optimized loudspeaker design with an aluminum grill with hydrophobic mesh, to achieve an IP66 rating. Thanks to its elegant ABS housing, ATEOXM is also salt spray and UV resistant.

## CleverMount+™ innovation

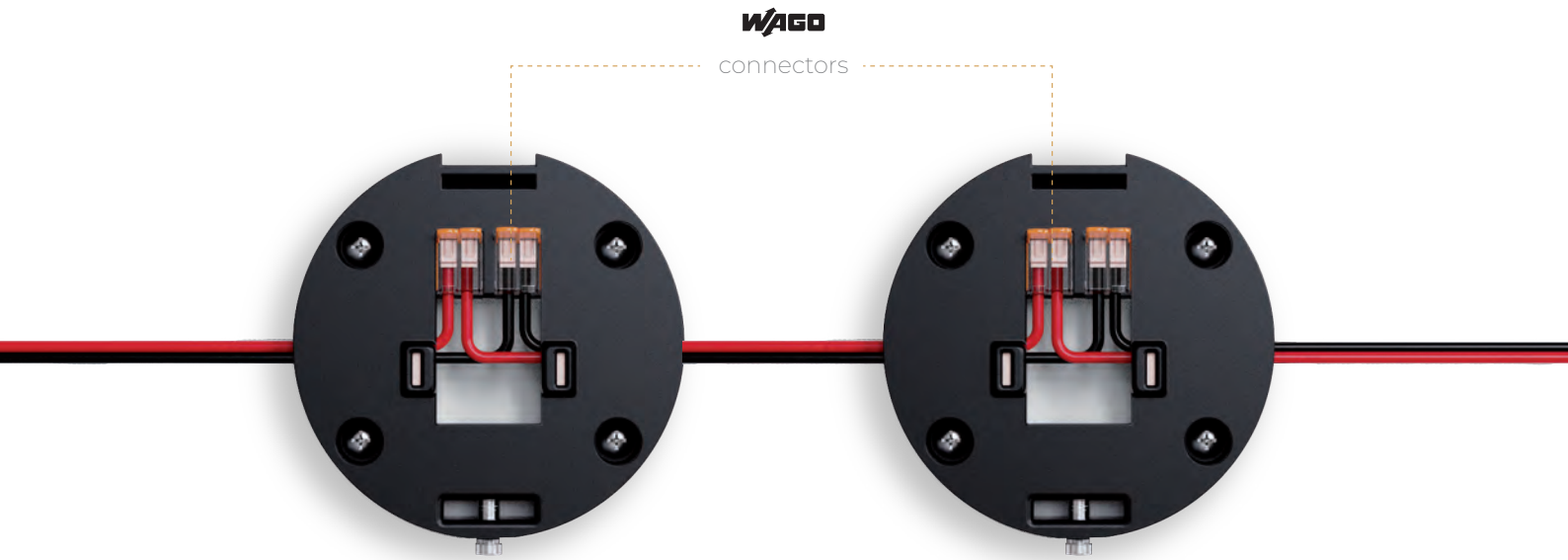
Thanks to the patented CleverMount+™ mounting technology these loudspeakers have the advantage of making the speaker cabinet flow together with the mounting bracket providing a great ease for installing the loudspeaker in one good-looking entity. A safe installation of the loudspeaker is acquired thanks to the separate bracket base.

CLICK



## Great installer convenience

These design loudspeakers come with official WAGO connectors for the perfect high-quality and reliable electrical installation. WAGO connectors allow up to 4.0 mm<sup>2</sup> cable section. Great installer convenience is provided with the WAGO spring cage terminals, no additional tools are needed!



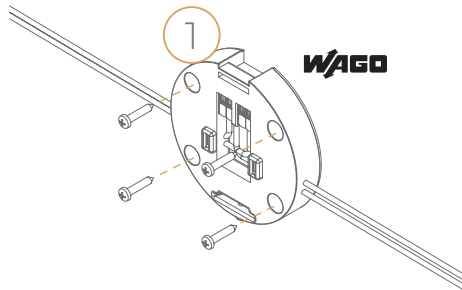
## External power tap selection

Need to tweak the loudspeaker settings after installation? No problem, the ATEOxM has an integrated external power tap selector hidden on the rear. Easy and quick access in seconds!



# Save up to 50% installation time

*Effortless setup with full adjustability, no complex tools needed.*



## Install CleverMount+™ system

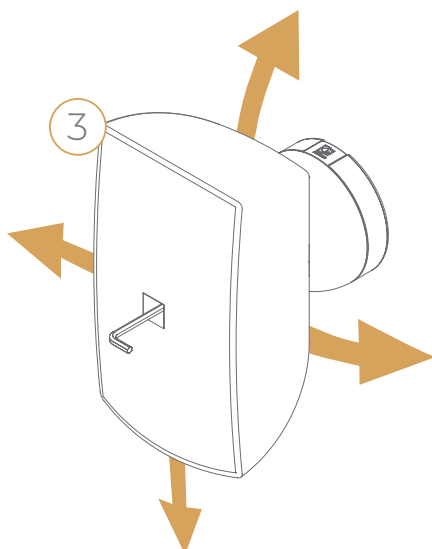
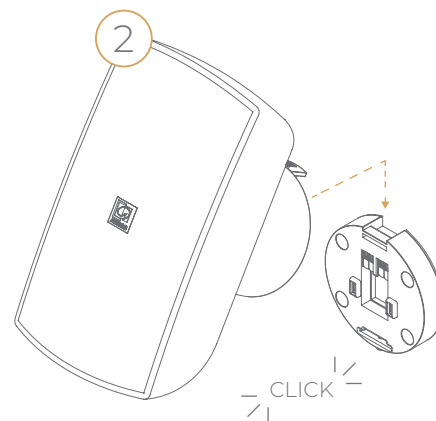
Begin by effortlessly affixing our supplied wall mount to your preferred spot on any wall. Our mount securely fastens with four screws, ensuring stability and durability. Levelling of the speaker can be done in step 3!

WAGO connectors handle up to 4.0 mm<sup>2</sup> cable section, ensuring a reliable and secure connection. Enjoy installer convenience with spring cage terminals, no extra tools required!

## Attach speaker

ATEOxM has two connection latches on it and those connection latches should be placed to attachment points on CleverMount+™ mounting system.

When the mounting is done correctly, connecting blades of mounting system will be mated with ATEOxM and a clicking sound will be heard.



## Choose the right angle

No levelling needed! Extremely firm fixation from front, allowing swift and accurate inclination. Elevate your experience by effortlessly customizing the placement to suit your unique preferences. With versatile mounting choices, achieving the perfect setup is a breeze, offering you unparalleled flexibility in creating the ideal environment.

# Mounting accessories

## ATEOxM series



### RMA45M

Light track adapter mount- Smart 3-Phase Track  
- For **ATEO4M**

The RMA45M is an adapter for assembling ATEO4M loudspeakers on lighting track rails which are commonly used in installations such as retail environments. The angled construction offers optimal possibilities for inclination in any direction. It is compatible with smart 3-phase lighting track rails from most major brands including Eutrac, Staff, Nordic, Global, Ivela and Stucchi.

### WMAxM series

Optional incline bracket

The WMA series incline bracket is specially designed for the ATEO4M speaker series. These brackets add an extra 30° angle to the already existing incline angle of ATEOxM speakers.

**WMA40M** : incline bracket for ATEO4M

**WMA60M** : incline bracket for ATEO6M



### WMPxM series

Wall mount protection covers

The WMPxM are protective covers for the mounting and connection plates of the ATEOxM speakers. These protection covers are made out of synthetic rubber. They are being used as a protective cover to protect them when the interior is being painted, or to protect during off season weather.

**WMP40M** : Wall mount protection cover for ATEO4M

**WMP60M** : Wall mount protection cover for ATEO6M



### CMAxM series

Cluster mounting sets

Designed for mounting ATEOxM series speaker clusters (two or four) to ceilings. This offers solutions for large open indoor spaces offering a uniform sound dispersion in all required directions.

**CMA142M & CMA144M**

Cluster mounting set for 2 or 4 x ATEO4M  
Available in black (/B) and white (/W)

**CMA162M & CMA164M**

Cluster mounting set for 2 or 4 x ATEO6M  
Available in black (/B) and white (/W).

# ATEO2

## Ultra-compact wall speaker with CleverMount™

Don't let size fool you. The ATEO2 are extraordinary speakers especially designed for fixed install indoor applications, ranging from modern residential applications to the most demanding designer applications in environments such as retail stores, pubs, restaurants or even clubs thanks to its high power components and extremely wide spread angle.

ATEO speakers are available in black (/B) or white (/W).



### ATEO2

The ATEO2 is an ultra-compact model which smoothly integrates into any interior like no other loudspeaker. The sound originates from a 2" aluminum cone driver which provides a full-range, warm and detailed sound, with an improved response in the low frequencies due to the ported design. This way, smooth sound reproduction with clear and crisp sound is guaranteed.

Ω 8 Ohm | Ω 16 Ohm

**/B** **/W**

### ATEO2S

A combination of your trusted ATEO2 speaker and a specially designed surface ceiling mount with Clickmount™ technology.

**ATEO2S** : ATEO2 with surface ceiling mount

**ATEO2SD** : ATEO2D with surface ceiling mount

Ω 8 Ohm | Ω 16 Ohm

**/B** **/W**



	Program power	Continuous power (AES)	Max SPL (Continuous)	Sensitivity 1W/1 m	Dispersion (Horizontal/vertical)	IP rating	Impedance	Freq response +- 3 dB	Dimensions
<b>ATEO2(S)</b>	20W	10W	93 dB	83 dB	145° / 170°	IP40	8 Ω	120 Hz – 20 kHz	80 x 136 x 111.5 mm
<b>ATEO2(S)D</b>	20W	10W	93 dB	83 dB	145° / 170°	IP40	16 Ω	120 Hz – 20 kHz	80 x 136 x 111.5 mm

# ALTIxM series

## Design surface loudspeakers

The ALTI6M is a variant of the ALTI pendant speakers, featuring a die-cast mounting bracket for wall & ceiling mount purposes. This allows the same audio system design and identity throughout the entire installation in case some areas are not allowing pendant solutions being used due to the ceiling heights or structures. Acoustics and construction are identically crafted, while connections are made through weatherproof AWX5™ connectors, this construction has an IP65 rating.

ALTIxM series speakers are available in black (/B) or white (/W).



### ALTI4M

The ALTI4M features a 2-way 4" driver with a coaxially mounted 1" soft dome tweeter and is fitted with a phase plug for excellent off-axis performance.

$\Omega$  16 Ohm | ⚡ 70-100 Volt | 🌧️ IP65

**/B** **/W**

### ALTI6M

The ALTI6M features a 2-way 6.5" driver with a coaxially mounted 1" soft dome tweeter and is fitted with a phase plug for excellent off-axis performance.

$\Omega$  16 Ohm | ⚡ 70-100 Volt | 🌧️ IP65

**/B** **/W**

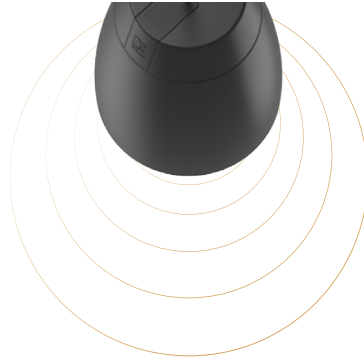






### Unique mounting possibilities

A die-cast mounting bracket makes wall & ceiling mounting possible in any desired angle. This swivelling bracket allows the same audio system design and identity throughout the entire installation.



### Wide opening angle

The wide opening angle of the speaker guarantees an exceptional dispersion in all different kinds of applications and locations with high ceilings and large open spaces.



### Outdoor rated construction

Thanks to a special coating applied to the drivers, the AWP5™ connection and an IP65 rating, the ALTI series are also suitable for use in applications with high levels of humidity.

## Optional accessories



### MBK523/G

A galvanised ground pin that makes it possible to provide all kinds of gardens with the premium sound experience.

Also compatible with VIRO5.



### MBK530

This pole mount adapter allows the ALTI versions to be used in parking lots or mounted to light poles of up to 140mm diameter.

Also compatible with VIRO5.



	Program power	Continuous power (AES)	Max SPL (Continuous)	Sensitivity 1W / 1m	Power taps @ 100V	Power taps @ 70V	Freq response +- 3 dB	Freq range - 10 dB	Dimensions
ALTI4M	60W	30W	95 dB	80 dB	24 / 12W	24 / 12 / 6 W	85 Hz - 20 kHz	65 Hz - 20 kHz	205 x 170 x 285 mm
ALTI6M	120W	60W	101 dB	83 dB	60 / 30 / 15 W	60 / 30 / 15 / 7.5 W	75 Hz - 17 kHz	61.5 Hz - 20 kHz	235 x 230 x 336 mm

# XENO series

## Full range speakers

The XENO series is a speaker range specifically designed for fixed audio installations in modern environments, offering two different sizes of contemporary and elegantly designed products. What makes them so unique is their full range audio design, allowing them to be used without additional bass cabinet.

All XENO series speakers are available in black (/B) or white (/W).



### XENO6

The XENO6 is the 6" version, featuring a 1" dome tweeter and a 6" Mid / Low frequency driver, ensuring a high-fidelity sound. This wooden cabinet is fitted with a slim and elegant front grill.

Horizontal coverage: 100°  
Vertical coverage: 100°

Ω 8 Ohm

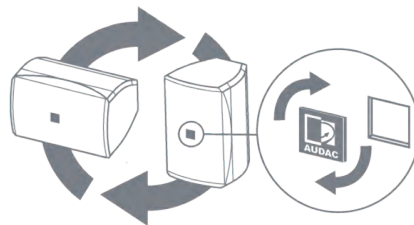
### XENO8

The XENO8 is the 8" version, with a 1" dome tweeter and a 8" Mid / Low frequency driver, ensuring a true to nature, high-fidelity reproduction of music and speech. This wooden cabinet is fitted with a slim and elegant front grill.

Horizontal coverage: 100°  
Vertical coverage: 100°

Optionally available : Cover bag ([PROMO5501](#))

Ω 8 Ohm



Rotatable logo design  
for horizontal and vertical mounting

	Program power	Continuous power (AES)	Max SPL (Continuous)	Sensitivity 1W/1m	Freq response +/- 3 dB	Dimensions	Weight
XENO6	160W	80W	107 dB	88 dB	65 Hz - 18 kHz	210 x 345 x 220 mm	5.6 kg
XENO8	240W	120W	110 dB	89 dB	60 Hz - 18 kHz	250 x 380 x 262 mm	7.8 kg



# WX series

## Universal wall speakers

The WX series comprises of both indoor and outdoor 2-way performance speakers suited for a wide variety of applications, delivering true to nature, high fidelity reproductions of music and speech. For optimal orientation, an included mounting bracket allows for horizontal or vertical mounting as well as focusing of the speaker in the desired direction. Thanks to a built-in line transformer, they can be used in both 70/100V or low impedance applications

This new series retains all its strengths but has also been upgraded in a few specific areas with installer convenience and durability in mind. The connection of the indoor speakers has been changed to a terminal block, which makes it easier to install a single WXMK2 wall speaker. In addition it can also be easily looped through with several speakers.

Both indoor and outdoor versions are now equipped with an elegant rotatable AUDAC logo.



### WX302MK2

The WX302 is the smallest speaker of the WX family, fitted with a 1" dome tweeter and a 3" low frequency speaker. It delivers a program power of 60W in standard 8Ω systems, but can also be used in 70/100V PA systems. This speaker is available in two colours: white (/W) and black (/B).

Horizontal Coverage: 100°  
Vertical coverage: 100°

Ω 8 Ohm | ⚡ 70-100 Volt



### WX502MK2

The WX502 is the medium speaker of the WX family, fitted with a 1" dome tweeter and a 5 ¼" low frequency speaker. It delivers a program power of 100W in standard 8Ω systems, but can also be used in 70/100V PA systems. This speaker is available in two colours: white (/W) and black (/B).

Horizontal coverage: 110°  
Vertical coverage: 110°

Ω 8 Ohm | ⚡ 70-100 Volt



### WX802MK2

The WX802 is the largest speaker of the WX family, fitted with a 1" dome tweeter and a 8" low frequency speaker. It delivers a program power of 140W in standard 16Ω systems, but can also be used in 70/100V PA systems. This speaker is available in two colours: white (/W) and black (/B).

Horizontal coverage: 110°  
Vertical coverage: 110°

Ω 16 Ohm | ⚡ 70-100 Volt



Terminal block connection

	Program power	Continuous power (AES)	Max SPL (Continuous)	Sensitivity 1W/1m	Impedance	Power taps @ 100V	Power taps @ 70V	Freq range -10 dB	Dimensions
WX302MK2	60W	30W	100 dB	85 dB	8 Ω	20 / 10 / 5W	20 / 10 / 5 / 2.5W	60 Hz - 20 kHz	199 x 129 x 120 mm
WX502MK2	100W	50W	104 dB	87 dB	8 Ω	40 / 20 / 10W	40 / 20 / 10 / 5W	55 Hz - 20 kHz	212 x 147 x 136 mm
WX802MK2	140W	70W	108 dB	89 dB	16 Ω	60 / 30 / 15W	60 / 30 / 15 / 7.5W	50 Hz - 20 kHz	270 x 360 x 215 mm



## Outdoor wall speakers

The additional features of the WX outdoor series really make the difference. A drain hole makes sure the moisture can flow out freely when condensation occurs. The special designed waterproof AWX5™ connector lets you set the power for the speakers in three adjustable steps for 70/100V and one step for low impedance applications.

The enclosure is made of durable weatherproof ABS, while the material used for the mounting bracket on the outdoor versions has been improved by using aluminum, making the WX series MK2 even more resistant to extreme weather conditions.



### WX302MK2/O

The WX302/O is a compact 2-way 3" speaker specifically designed for outdoor use and lends itself to a variety of applications, ensuring true to nature, high-fidelity reproduction of music and speech. This outdoor speaker is available in black (/OB) and white (/OW).

Horizontal coverage: 100°  
Vertical coverage: 100°

Ω 8 Ohm | ⚡ 70-100 Volt  
🛡️ IP55 | ☔ Weatherproof



### WX502MK2/O

The WX502/O is a powerful 2-way 5" speaker which is especially designed for outdoor use, ensuring true to nature, high fidelity reproduction of music and speech. This outdoor speaker is available in black (/OB) and white (/OW).

Horizontal coverage: 110°  
Vertical coverage: 110°

Ω 8 Ohm | ⚡ 70-100 Volt  
🛡️ IP55 | ☔ Weatherproof



### WX802MK2/O

The WX802/O is a powerful 2-way, 8" speaker which is specifically designed for outdoor use. It lends itself to a wide variety of outdoor applications, ensuring a clear and powerful sound reproduction. This outdoor speaker is available in black (/OB) and white (/OW).

Horizontal coverage: 110°  
Vertical coverage: 110°

Ω 16 Ohm | ⚡ 70-100 Volt  
🛡️ IP55 | ☔ Weatherproof



### MBK556\*

A slim and durable bi-directional mounting solution designed specifically for the WX series outdoor loudspeakers

\*Only compatible with the WX302MK2/O and WX502MK2/O.



	Program power	Continuous power (AES)	Max SPL (Continuous)	Sensitivity 1W/1m	Impedance	Power taps @ 100V	Power taps @ 70V	Freq range -10 dB	Dimensions
WX302MK2/O	60W	30W	100 dB	85 dB	8 Ω	20 / 10W	20 / 10 / 5W	60 Hz - 20 kHz	199 x 129 x 120 mm
WX502MK2/O	100W	50W	104 dB	87 dB	8 Ω	40 / 20W	40 / 20 / 10W	55 Hz - 20 kHz	212 x 147 x 136 mm
WX802MK2/O	140W	70W	108 dB	89 dB	16 Ω	60 / 30W	60 / 30 / 15W	50 Hz - 20 kHz	270 x 360 x 215 mm

# ARES series

## 2-Way Stereo active speaker system



- ✓ Standby energy saving mode
- ✓ Vertical and horizontal mounting
- ✓ Stereo active speaker system (one active & one passive model)
- ✓ Recessed mounting bracket
- ✓ Remote wall panel input connection



The ARES5A is a 2-way active speaker system consisting of an active and passive unit to be linked with each other. It offers an easy and flexible solution for a wide variety of applications. The 2-way loudspeaker is carefully constructed out of high quality components resulting in a 5 ¼" woofer and a ½" high frequency tweeter. This craftsmanship in combination with an integrated DSP is creating an extremely clear and powerful sound experience for a wide range of applications.



### A complete audio solution

A remote input connection implemented through an RJ45 connector allows wall panel connections, allowing expansion of the system through remote input modules. Control up to 4 ARES5A sets (8 speakers) with the WP2xx series remote wall mixers (find out more on page 74).

- ✕ Bluetooth  
(Option available)

Optional WP205



Optional MBK455

## Multi-functional mounting bracket

A specially designed bracket system allows close to wall installation of the speakers. An inclination up to 45° on both sides is guaranteed. Due to the fact that the bracket itself consists of 2 x 45° corners, installation in corners or even ceiling can easily be achieved.

The optional MBK455 angled mounting bracket set allows for an extra inclination of 90° when needed.

## Clear and powerful sound experience

The 2-way loudspeaker uses a high-quality 5 ¼" woofer and a ½" high-frequency tweeter. In combination with an integrated DSP it creates an extremely clear and powerful sound experience for a wide range of applications.



## Energy efficient solution

This intelligent speaker reduces power consumption to less than 0.5 watts by automatically switching the active monitor to standby when no audio signal has been detected for some time. When it receives an audio signal again, the loudspeaker turns back on.

Wall loudspeakers - Background music

	Program power	Continuous power (AES)	Max SPL (Continuous)	Sensitivity (1W/1m)	Frequency response +/- 3 dB	Dimensions (Incl. bracket)	Weight (pair)
ARESSA	40W	20W	102 dB	89 dB	80 Hz - 20 kHz	150 x 240 x 194 mm	3.5 kg

# NELO series

## Surface-mount loudspeakers



NELO706 - Without volume controller



NELO706V - With volume controller

### NELO706

The NELO706 surface-mount loudspeakers allow installation to any wall or ceiling where functional and cost-efficient reproduction for music & speech is required. It features a 6.5" broadband loudspeaker with a Program power of 20 Watt and is fitted with a line transformer for use in 70V/100V public address systems with power tapings for 6W and 3W.

The housing is minimalistic and elegant designed with a very narrow border and a finely perforated steel grill on the front. Connections are made through SnapConnect™ terminals, offering a faster, more reliable and safer choice for fixed installations.

The NELO706 are available in various models with (NELO706V) and without (NELO706) individual volume controller on its side while being available in two different colours (Black /B & White /W) to blend in with any residential, commercial or industrial environment.

⚡ 70-100 Volt

ⓑ Ⓦ

### Pendant mounting kit



### CSK100

The CSK100 is an optional suspension kit, allowing the NELO series loudspeakers being used as a pendant loudspeaker solution. The triangular steel wire construction can be screwed into the threaded bushings on the rear side of the NELO series speakers, while a 3.5 meters long steel wire allows it to be fixed to any possible ceiling or surface. This offers a fast and easy solution for converting the NELO series into an entry-level pendant solution.

	Program power	Continuous power (AES)	Max SPL (Continuous)	Sensitivity 1W/1m	Power taps @ 100V	Power taps @ 70V	Freq response +/- 3 dB	Volume controller	Dimensions (Ø x D)
NELO706	20W	10W	106 dB	96 dB	6 / 3W	6 / 3 / 1.5W	100 Hz - 15 kHz	No	206.5 x 95 mm
NELO706V	20W	10W	106 dB	96 dB	6 / 3W	6 / 3 / 1.5W	100 Hz - 15 kHz	Yes	206.5 x 95 mm






		Frequency range (-10 dB)	Max SPL (Continuous)	Program power	Speaker driver size	Outdoor rating
	ATEO2(S)	100 Hz - 20 kHz	93 dB	20W	2"	IP40
	ATEO4M	65 Hz - 20 kHz	101 dB	70W	4" (MF/LF) 1" (Tweeter)	IP66
	ATEO6M	55 Hz - 20 kHz	106 dB	120W	6" (MF/LF) 1" (Tweeter)	IP66
	ALTI4(M)	65 Hz - 20 kHz	95 dB	60W	4" (MF/LF) 1" (Coax. tweeter)	IP65 (M version)
	ALTI6(M)	61.5 Hz - 20 kHz	101 dB	120W	6" (MF/LF) 1" (Coax. tweeter)	IP65 (M version)
	ARES5A		102 dB	40W	5 1/4" (LF) 0.5" (Tweeter)	
	NELO706	70 Hz - 18 kHz	96 dB	20W	6.5"	
	WX302(O)	60 Hz - 20 kHz	100 dB	60W	3" (LF) 1" (Tweeter)	IP55 (O version)
	WX502(O)	55 Hz - 20 kHz	104 dB	100W	5" (LF) 1" (Tweeter)	IP55 (O version)
	WX802(O)	50 Hz - 20 kHz	108 dB	140W	8" (LF) 1" (Tweeter)	IP55 (O version)
	VIRO5(D)	50 Hz - 20 kHz	107 dB	120W	5 1/4" (LF) 1" (Tweeter)	IP55
	XENO6	55 Hz - 20 kHz	107 dB	160W	6" (MF/LF) 1" (Tweeter)	
	XENO8	50 Hz - 20 kHz	110 dB	240W	8" (MF/LF) 1" (Tweeter)	
	VEXO8	55 Hz - 20 kHz	115 dB	350W	8" (MF/LF) 1" (Comp)	
	VEXO106	80 Hz - 20 kHz	113 dB	250W	6" (MF/LF) 1" (Comp)	
	VEXO108	70 Hz - 20 kHz	118 dB	400W	8" (LF) 1.4" (Comp)	
	VEXO110(A)	65 Hz - 20 kHz	121 dB	600W	10" (LF) 1.7" VC and 1" throat (Comp.)	
	VEXO112(A)	58 Hz - 20 kHz	125 dB	800W	12" (LF) 1.7" VC and 1" throat (Comp.)	
	VEXO115(A)	50 Hz - 20 kHz	127 dB	1000W	15" (LF) 1.7" VC and 1" throat (Comp.)	
	VEXO208I	46 Hz - 20 kHz	120 dB	800W	8" Coaxial (2" VC LF) + 8" LF (1.8" VC) + 1.4" VC (Comp.) + 1" throat (coaxial)	

\* By installing the optional ANI44XT Dante™ audio network interface, the VEXO series can be integrated into any Dante enabled AV network and transfer digital audio with any compatible solution on the market.

70V	100V	Impedance	Clever-Mount™	Clever-Mount™+	Duracoat™	TouchLink™ compatible
		8 / 16 Ohm	✓			
3W / 6W / 12W / 24W	6W / 12W / 24W	8 / 16 Ohm		✓		
6.25W / 12.5W / 25W / 50W	12.5W / 25W / 50W	8 / 16 Ohm		✓		
3W / 6W / 12W / 24W	6W / 12W / 24W	16 Ohm				
7.5W / 15W / 30W / 60W	15W / 30W / 60W	16 Ohm				
1.5W / 3W / 6W	3W / 6W					
2.5W / 5W / 10W / 20W	5W / 10W / 20W	8 Ohm				
5W / 10W / 20W / 40W	10W / 20W / 40W	8 Ohm				
7.5W / 15W / 30W / 60W	15W / 30W / 60W	16 Ohm				
Optional accessory TRV106	Optional accessory TRV106	8 / 16 Ohm				
		8 Ohm			✓	
		8 Ohm			✓	
		8 Ohm				
Optional accessory TRM012	Optional accessory TRM012	8 Ohm			✓	
Optional accessory TRM012	Optional accessory TRM012	8 Ohm			✓	
Optional accessory TRM124 (Passive version only)	Optional accessory TRM124 (Passive version only)	8 Ohm			✓	✓ *
Optional accessory TRM224 (Passive version only)	Optional accessory TRM224 (Passive version only)	8 Ohm			✓	✓ *
Optional accessory TRM248 (Passive version only)	Optional accessory TRM248 (Passive version only)	8 Ohm			✓	✓ *
Optional accessory	Optional accessory	4 / 8 Ohm			✓	

This speaker matrix only shows the AUDAC wall loudspeaker range, of course there are more speaker solutions available. Discover all of them on our website or in this catalogue.




# Soundbar

Getting a professional IMEO soundbar for your screen setup gives you the best of both worlds: You don't have to settle for a built-in speaker system and get to enjoy superior audio quality without the cost of a traditional high-end speaker system.

# IMEO series

## Professional 3-way soundbar



The IMEO2 Soundbar features a slim and elegant design and includes all required functions for expansion of any audiovisual system with an impressive sound, while having a minimal hassle for installation. It's perfectly suited for installations such as classrooms, presentation rooms or meeting rooms where it can be used and installed in combination with screens, smartboards or projectors.

The acoustics originate from a 3-way speaker construction, composed of two 1.5" high frequency drivers, two 2" mid frequency drivers and a low frequency section with two 2.5" low frequency drivers with an RMS/AES rating. The power handling reaches an overall level of 60 Watt (RMS/AES). The Class-D amplifier with integrated WaveSelect DSP processing and transmission line configuration for the low-frequency drivers offers a crystalclear sound reproduction with stunning low-frequency response. Selectable

DSP presets offer optimization for applications such as presentations, music playback or video's.

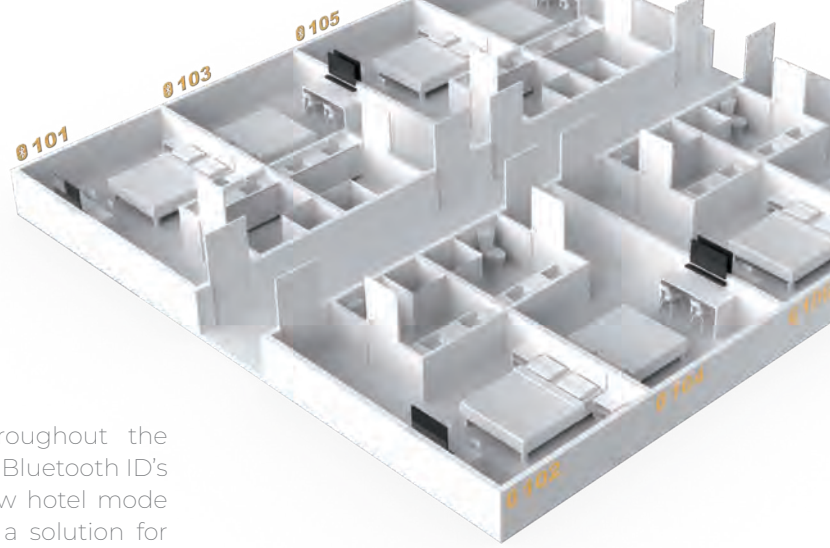
Various input possibilities such as an unbalanced line input, HDMI (ARC) input or SPDIF (optical and coaxial) allow compatibility with a variation of input sources, while an integrated 4.2 Bluetooth receiver allows wireless connections with portable devices.

An included IR remote control allows input selection, volume control and EQ preset selection while the unique and clever wall mounting bracket allows convenient mounting to walls on any kind of surface or location with an optimal guiding and coverage for the cables.

The auto standby function ensures that the IMEO is automatically put in energy-saving mode. This way, no unnecessary energy is lost, while the IMEO remains ready to play at any moment.


- ✓ 3-way soundbar design
- ✓ Integrated subwoofer
- ✓ Preset equalizer modes
- ✓ Bluetooth 4.2 wireless technology for streaming music
- ✓ Power source 100 ~ 240 V AC / 50 ~ 60 Hz
- ✓ USB playback (MP3, FLAC, WAV)
- ✓ HDMI (ARC with CEC) input
- ✓ Optical & coaxial inputs (SPDIF)
- ✓ Clever bracket system included
- ✓ Included remote control





## Hotel mode

For installations with multiple IMEO2's throughout the building, it can be very useful to assign custom Bluetooth ID's to distinguish them from each other. The new hotel mode we introduced in the recent firmware offers a solution for this! Using the hotel mode, the Bluetooth ID can be adjusted to 'AUDAC - IMEO2 + xxxx' where 'xxxx' is a 4-digit number, representing the room number, class number or meeting room number. In addition, the inputs and the volume of the IMEO2 are lockable. Like this is possible to prevent noise pollution between different rooms.



## MBK440

### Optional mounting bracket

The MBK440 is a mounting bracket system for fixation of the IMEO2 soundbar on any screen with mounting points compliant to the VESA100 up to VESA800 display mounting standards. It allows easy mounting of the IMEO series above and below the screen.

It is composed of two vertical and one horizontal bracket, the vertical brackets are attached to the screen while the horizontal bracket attaches to the included mounting bracket supplied with the IMEO series soundbar.

## All IMEO series mounting options:



White version: IMEO1/W

	Program power	Continuous power (AES)	Max SPL (Continuous)	Drivers	Freq response +/- 3 dB	Dimensions (Incl. bracket)	Colours
IMEO1/W	2 x 15W 1 x 30W	60W	90 dB	2 x 2.5" MF/LF 2 x 1.75" HF	45 Hz - 20 kHz	1000 x 61 x 134 mm	White
IMEO2/B	2 x 15W 1 x 30W	60W	90 dB	2 x 2.5" LF 2 x 2" MF 2 x 1.5" HF	40 Hz - 20 kHz	1000 x 61 x 134 mm	Black





# Column loudspeakers

Elegantly designed column speakers for high-quality dispersion of speech and music in large reverberant environments.

# Column loudspeakers

## The problem

A common challenge the AUDAC audio system designers often had to cope with, was to allow the amplification of intelligible speech and music in large reverberant spaces.

Besides intelligible speech and true to nature music reproduction, there are often several other requirements for such a system :

- ✓ Slim and unobtrusive design
- ✓ Being safe and reliable
- ✓ Cover long distances
- ✓ Easy to install, configure and maintain
- ✓ Free from distortion
- ✓ High sound directivity

AUDAC has been developing column speakers for specific purposes for over a decade, and with their experience and knowledge they developed a range of column speakers that is suitable to form a solution for every situation.

While many other major manufacturers are involved in the development of DSP-driven applications for such situations, AUDAC succeeded to develop solutions with passive column speakers that give excellent results and have proven their dignity in many applications.

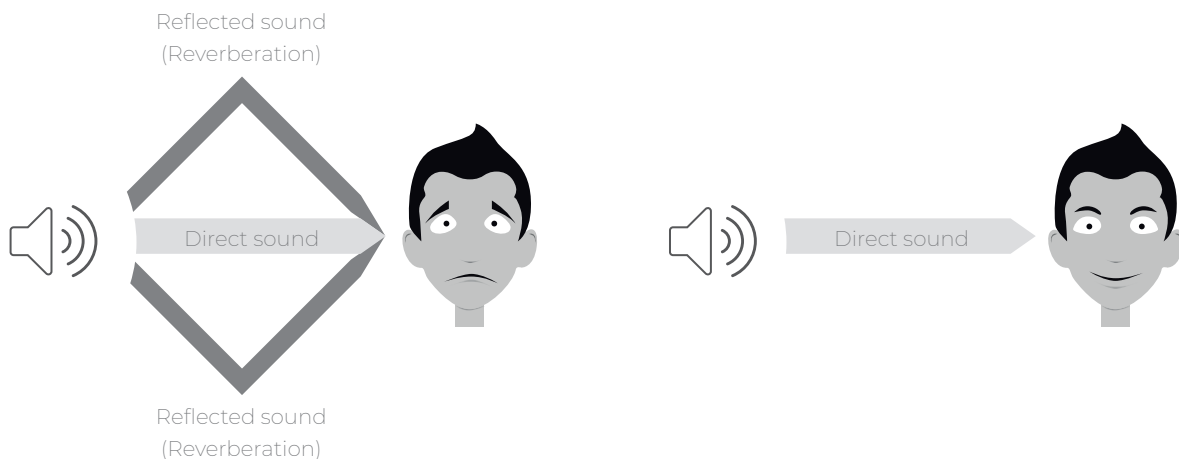
## The solution

When a sound system has to be designed for a highly reverberant space (such as airport terminals, railway stations, cathedrals, auditoriums, ...) we must take the direct to reverberant sound ratio into account.

We should try to maximize the sound that is projected directly from the speaker to the listeners ear, while the sound that reaches the listeners' ear through reflection on walls, ceilings and other acoustically reflective surfaces has to be reduced as much as possible.

The solution for this problem is focusing the sound directly to the listeners' ears and away from acoustically reflective surfaces.

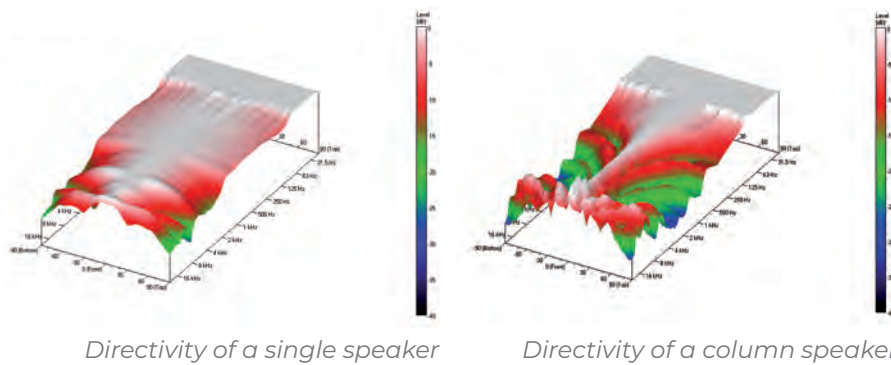
The focusing of the sound can be done with column speakers. These give the listener the effect of listening to only one single line source, with the same dimensions as the total unit and the performance of the individual components combined with each other.



## How they work

A column speaker is a speaker with several drivers stacked above each other and feeds all speakers with the same source signal. Therefore, they produce the same sound at the same time. The advantage of this technology compared to other speakers is a remarkably tightly defined vertical dispersion. This technique is called *Phased Array*.

It's a known fact that the directivity of a speaker varies with the frequency: at low frequencies the speakers radiate in an omnidirectional manner. When the frequency increases, the radiation becomes more and more directional, eventually producing a narrow beam of sound directly on axis.

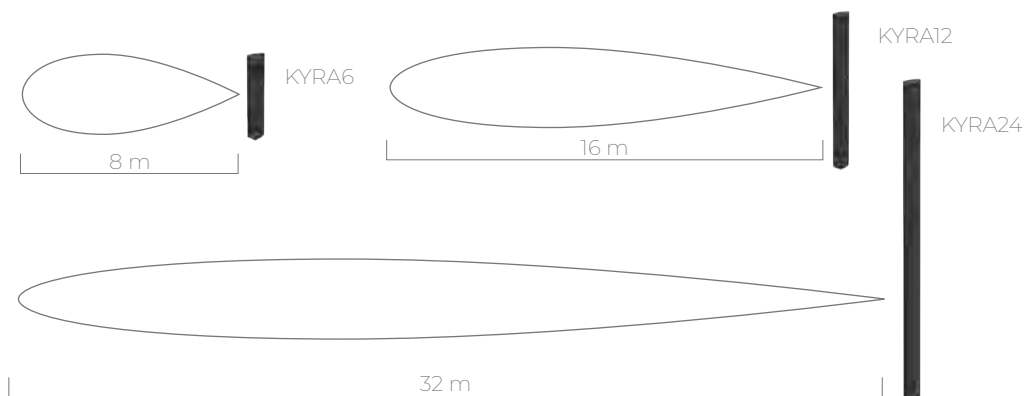


When a second identical signal source is placed alongside the first, producing an identical signal with identical timing (phase), the two identical waveforms will interact with each other where their paths meet. They will 'interfere' with each other. On the central axis between the two sources, the distance from each source is identical, so each waveform will arrive at exactly the same time and in exactly the same phase. There will be a constructive interference between the speakers, doubling the amplitude along that axis compared to what it would have been for a single source.

At the off-axis points, the relative distances between the two drivers is changed, and their waveforms will meet at slightly different times with slight phase shifts. This results in a partial (or even complete) cancellation of the sound. This is called destructive interference. When more identical signal sources are added at exactly the same distance, the interference patterns will be stronger clustered, with a more focused beam and a larger amplitude on the central axis.

This effect is reflected in the image below where the carriage length of column speakers is shown. When the length (and the number of drivers) of a column speaker doubles, the sound beam will be more focused and the carriage length will be doubled.

It is recommended to keep the listening area within the speakers' carriage range, to maintain the best speech intelligibility and sound quality.



# KYRA series

## Design column speakers

The KYRA column speakers range is the elegant result of research in the field of phased array acoustics. The selection of the highest quality materials including aluminum cone 2" drivers guarantee an extraordinary detail and clarity for music and speech, which is uncommon for any kind of column speaker available from the market. It makes them perfectly lend themselves to a wide variety of applications in acoustic difficult environments such as churches, auditoria, presentation and meeting rooms where audibility and intelligibility of music and speech have the highest importance.

They are housed in slim and elegant constructed enclosures made out of aluminum materials and finished with finely perforated grilles. An included mounting bracket with minimum distance to the wall allows swivelling and down-tilting for perfect directional placement.



Column loudspeakers - Premium background music & speech



### KYRA6

The KYRA6 design column speaker consists of 6 x 2" high-quality full-range drivers, delivering extraordinary clarity and detailed sound. The Program power reaches 120 Watt and the beamwidth of 174° x 28° (-6 dB avg 1 kHz - 4 kHz) makes it the perfect match for acoustically difficult venues, reducing echo and microphone feedback which optimizes the speech intelligibility in reverberant venues.

A multi-tapping line transformer allows it to be connected to 70V/100V public address systems with different power taps for 20W, 10W and 5W and/or low impedance (12Ω) systems.

Ω 12 Ohm | ⚡ 70-100 Volt



### Optional accessory

#### MBK260



Thanks to this 35mm adapter piece you can place KYRA series column speaker effortlessly on any speaker stand. It can be assembled on different heights depending on the mounting possibilities and required installation height.



## KYRA12

The KYRA12 design column speaker consists of 12 x 2" high-quality full-range drivers, delivering extraordinary clarity and detailed sound. The Program power reaches 240 Watt and the beamwidth of 174° x 9° (-6 dB avg 1 kHz - 4 kHz) makes it the perfect match for acoustically difficult venues, reducing echo and microphone feedback which optimizes the speech intelligibility in reverberant venues.

A multi-tapping line transformer allows it to be connected to 70V/100V public address systems with different power taps for 40W, 20W and 10W and/or low impedance (12Ω) systems.

Also available in outdoor version: [KYRA12/O](#)

Ω 12 Ohm | ⚡ 70-100 Volt | ⚡ IP55



## KYRA24

The KYRA24 design column speaker consists of 24 x 2" high-quality full range drivers, delivering an extraordinary clarity and detailed sound. The Program power reaches 480 Watt and the beamwidth of 174° x 7° (-6 dB avg 1 kHz - 4 kHz) makes it the perfect match for acoustically difficult venues, reducing echo and microphone feedback which optimizes the speech intelligibility in reverberant venues.

The overall impedance of the speaker measures 4Ω, allowing it to be implemented in any low impedance audio system.

Ω 4 Ohm



	Program power	Continuous power (AES)	Max SPL (Continuous)	Sensitivity 1W/1m	Impedance	Power taps @ 100V	Power taps @ 70V	Freq range -10 dB	Dimensions
<a href="#">KYRA6</a>	120W	60W	106 dB	90 dB	12 Ω	20/10/5W	10/5/2.5W	120 Hz - 20 kHz	70 x 546 x 101 mm
<a href="#">KYRA12</a>	240W	120W	113 dB	92 dB	12 Ω	40/20/10W	20/10/5W	120 Hz - 20 kHz	70 x 1006 x 101 mm
<a href="#">KYRA12/O</a>	240W	120W	113 dB	92 dB	12 Ω	40/20W	20/10W	120 Hz - 20 kHz	70 x 1006 x 101 mm
<a href="#">KYRA24</a>	480W	240W	113 dB	92 dB	4 Ω	-	-	120 Hz - 20 kHz	70 x 2006 x 101 mm

# LINO series

## Column speakers

The LINO series are column speaker series designed for a wide variation of general purpose applications in acoustic difficult environments, ranging from speech and announcement applications to background music systems. Typical applications are houses of worship, auditoria, presentation rooms, public transportation hubs, ... and many more.

They are solid constructed using solid aluminum materials and finished through a rigid finely perforated front grill. Mounting is done through an L-shaped bracket on top and bottom, offering optimal flexibility for fixation and directional placement. Connections are made through terminal block connections.



### LINO4

The LINO4 column speaker consists of 4 x 2" low/mid frequency drives with an 1" central positioned tweeter for the high frequencies. It reaches a Program power of 40 Watt, while a multi-tapping line transformer allows it to be connected in 70V/100V public address systems with power taps for 20W, 10W and 5W.

$\Omega$  8 Ohm | ⚡ 70-100 Volt



### LINO10

The LINO10 column speaker consists of 10 x 2" low/mid frequency drives with an 1" central positioned tweeter for the high frequencies. It reaches a Program power of 80 Watt, while a multi-tapping line transformer allows it to be connected in 70V/100V public address systems with power taps for 40W, 20W and 10W.

$\Omega$  20 Ohm | ⚡ 70-100 Volt



	Program power	Continuous power (AES)	Max SPL (Continuous)	Sensitivity 1W/1m	Impedance	Power taps @ 100V	Power taps @ 70V	Frequency response +/- 3 dB	Dimensions
LINO4	40W	20W	101 dB	88 dB	8 $\Omega$	20 / 10 / 5 W	20 / 10 / 5 / 2.5W	170 Hz - 15 kHz	414 x 72 x 68 mm
LINO10	80W	40W	107 dB	90 dB	20 $\Omega$	40 / 20 / 10W	40 / 20 / 10 / 5W	170 Hz - 15 kHz	796 x 72 x 68 mm



**DRONEPORT**  
voor de toekomst van België

- Maak gebruik van de mogelijkheden van de drone voor de toekomst van België
- Bescherming, veiligheid en efficiëntie in de toekomst van België
- DronePort België: de toekomst van België





# Pendant loudspeakers

With pendant loudspeakers you can bring high quality background and foreground music to venues with open architectures and high ceilings. Typical applications are big scale retail environments, warehouses and other large open spaces.

# ALTI series

## 2-way pendant speakers

The ALTI series are two-way pendant loudspeakers, designed for background and foreground music applications with open architectures and high ceilings. Typical applications are big scale retail environments, warehouses and other large open spaces.

The elegant construction is finished using high grade materials and fitted with premium acoustic components. This guarantees clear speech intelligence and a warm and detailed sound reproduction.

Mounting the speaker is done through a connection cable with two integrated steel cores for suspending with an additional drop safety. Fixation is made through two snap-hooks on one end and a dual Gripplé™ fixation on the other end. The included cable length of 3.5 meters offers possibilities for a wide variety of ceiling heights. An innovatively designed rear cover of the speaker can be placed after installation and hides the connection and suspension on the speaker end. The ceiling end connections are covered through a cable cover.




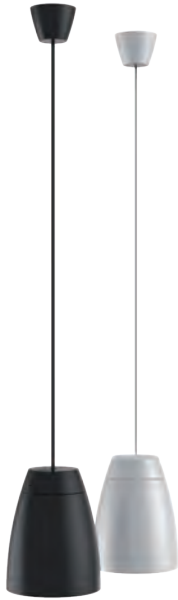
### Optional accessories



### DSC series

A Gripplé™ fixation connection cable with conductors and a steel suspension and safety wire in a single outer jacket.

Available in 3.5, 7 and 10 meters.



## ALTI4

The ALTI4 is a 2-way pendant loudspeaker featuring a 4" driver combination with a coaxially mounted 1" soft dome tweeter and is fitted with a phase plug for excellent off axis performance.

$\Omega$  16 Ohm | ⚡ 70-100 Volt




## ALTI6

The ALTI6 is a 2-way pendant loudspeaker featuring a 6.5" driver combination with a coaxially mounted 1" soft dome tweeter and is fitted with a phase plug for excellent off axis performance.

- ✓ Moisture resistant driver
- ✓ Innovative rear cover
- ✓ Suspension cable with dual steel core
- ✓ Ceiling cable cover
- ✓ Rotary selector switch



Dual Grippe™ fixation



Wide opening angle



Plug-and-play multi-tapping

	Program power	Continuous power (AES)	Max SPL (Continuous)	Power taps @ 100V	Power taps @ 70V	Speaker type	Driver size	Dispersion Conical	Dimensions (Ø x speaker height)
ALTI4	60W	30W	95 dB	24 / 12 / 6W	24 / 12 / 6 / 3W	2-way coaxial	4"	165°	Ø 170 mm x 223 mm
ALTI6	120W	60W	101 dB	60 / 30 / 15W	60 / 30 / 15 / 7.5 W	2-way coaxial	6.5"	115°	Ø 230 mm x 302 mm

# ASP series

## Spherical hanging sound projector



### ASP20

The ASP20 is a spherical hanging speaker featuring an 8" full range driver with a Program power of 40 Watt, making it suitable for a wide variation of general purpose indoor applications, ranging from paging and announcement systems to background music systems. The spherical construction creates a 360° distribution field making it perfectly suited for use in large open spaces such as factory halls, warehouses, parking lots or many more.

A multi-tapping line transformer with fixed connection cable allows it to be connected to 70/100V public address systems with different power taps.

Suspension is done by a steel integrated wire of the multi-core connection cable. Delivery includes all accessories for fixing and securing the speaker to the ceiling.

⚡ 70-100 Volt



	Program power	Continuous power (AES)	Max SPL (Continuous)	Sensitivity 1W / 1 m	Power taps @ 100V	Power taps @ 70V	Freq response +- 3 dB	Dimensions
ASP20	40W	20W	103 dB	92 dB	20 / 10 / 5 W	20 / 10 / 5 / 2.5 W	80 Hz - 18 kHz	Ø 254 mm





# Projectors & horn loudspeakers

Powerful horn speakers designed for projecting speech and music over long distances while maintaining maximum intelligibility.

# HS series

## Horn speakers

This range of 2-way horn loaded speakers is engineered to provide a long-throw, full range sound projection in a wide variation of in- and outdoor applications. The selection of carefully matched high-quality components guarantee an extraordinary clarity of speech and extended frequency response for music. The enclosures are constructed of multi-layer glass composite materials, while compliance to Ingress Protection requirements allows them being used in permanent outdoor installations.



### HS208MK2 & HS208TMK2

The HS208TMK2 features an 8" high output woofer and compression driver with 1.3" voice coil. The compression driver is equipped with an overload protection and is fitted with a 40° x 40° coverage horn which is coaxially constructed as one entity with the speaker's enclosure.

HS208MK2: 8Ω version / IP54 / SpeakON  
 HS208TMK2: 100V version / IP65 / Waterproof

Ω 8 Ohm | ⚡ 100 Volt | 🌧️ IP54 | 🌧️ IP65

### HS212MK2 & HS212TMK2

The HS212TMK2 features a 12" high output woofer and a neodymium compression driver with 1.8" voice coil. The compression driver is equipped with an overload protection and is fitted with a 40° x 40° coverage horn which is coaxially constructed as one entity with the speaker's enclosure.

HS212MK2: 8Ω version / IP54 / SpeakON  
 HS212TMK2: 100V version / IP65 / Waterproof

Ω 8 Ohm | ⚡ 100 Volt | 🌧️ IP54 | 🌧️ IP65

### Optional mounting brackets



### MBK208MK2 - MBK212MK2

Mounting brackets for mounting HS208(T)MK2 and HS212(T)MK2 horn speakers.

### MBK200PM

Pole mount adapter set for MBK208MK2 and MBK212MK2 horn speakers.

Projectors & horn loudspeakers - Long throw full range sound

	Program power	Continuous power (AES)	Max SPL (Continuous)	Sensitivity 1W/1m	Power taps / impedance	Freq range -10 dB	Dimensions	Weight
HS208MK2	300W	150W	120 dB	97 dB	8 Ω	70 Hz - 20 kHz	360 x 360 x 482 mm	11.6 kg
HS208TMK2	300W	150W	120 dB	97 dB	120 / 60 / 30W / 8 Ω	70 Hz - 20 kHz	360 x 360 x 482 mm	15.6 kg
HS212MK2	700W	350W	122 dB	95 dB	8 Ω	65 Hz - 20 kHz	508 x 508 x 732 mm	30.8 kg
HS212TMK2	700W	350W	122 dB	95 dB	240 / 120 / 60W / 8 Ω	65 Hz - 20 kHz	505 x 505 x 735 mm	34.4 kg





## HS121

The HS121 horn speaker features a 4" full range driver with a Program power of 40 Watt, making it suitable for a wide variation of general purpose in- & outdoor applications, ranging from paging and announcement systems to background music systems. The horn construction makes it perfectly suited for medium to long-throw use in large open spaces such as factory halls, warehouses, parking lots or many more. The enclosures are constructed of high quality materials, while compliance to Ingress Protection requirements allows them being used in permanent outdoor installations.

The sealed enclosure constructed of weatherproof and flame retardant materials with aluminum front grill makes the speaker comply to IP65 Ingress protection standards. The special designed waterproof AWX5™ connector lets you set the power for the speakers in three adjustable steps for 100V and one step for low impedance applications. An included aluminum mounting bracket allows down-tilting for perfect directional placement.

Ω 8 Ohm | ⚡ 100 Volt | 🌧️ IP65

	Program power	Continuous power (AES)	Max SPL (Continuous)	Sensitivity 1W / 1m	Power taps / impedance	Freq range -10 dB	Dimensions	Weight
HS121	40W	20W	109 dB	96 dB	20 / 10 / 5W / 8 Ω	150 Hz - 15 kHz	220 x 160 x 250 mm	2.0 kg

# CHA series

## Compression horn speakers

The CHA series consists of 2-way horn loaded loudspeakers which are designed for long-throw, full range reproduction of music and speech in a wide variety of indoor and outdoor applications.

The enclosure is constructed using high quality UV and impact resistant ABS materials and an included stainless steel mounting bracket allows secure mounting and tilting for perfect directional placement. This makes it comply with IP66 ingress protection requirements, resulting in a weatherproof solution for permanent outdoor installation.



### CHA530

The CHA530 is constructed of an 1" high frequency compression driver and a 5" mid/low frequency driver. The selection of high-quality components and acoustic engineering craftsmanship makes the CHA530 significantly better performing than other traditional horn speakers. A smooth frequency response and high efficiency ensures an extraordinary clarity of speech and extended frequency response for music.

⚡ 70-100 Volt | 🛡️ IP65

### CHA660

The CHA660 is constructed of an 1" high frequency compression driver and a 6.5" mid/low frequency driver. The selection of high-quality components and acoustic engineering craftsmanship makes the CHA660 significantly better performing than other traditional horn speakers. A smooth frequency response and high efficiency ensures an extraordinary clarity of speech and extended frequency response for music.

⚡ 70-100 Volt | 🛡️ IP65



AWX5™ weatherproof connector

	Program power	Continuous power (AES)	Max SPL (Continuous)	Sensitivity 1W/1m	Power taps @ 100V	Power taps @ 70V	Freq response +- 3dB	Dimensions	Weight
CHA530	60W	30W	113 dB	98 dB	30 / 15 / 7.5W	30 / 15 / 7.5 / 3.75W	110 Hz - 16 kHz	310 x 215 x 330 mm	4.7 kg
CHA660	120W	60W	116 dB	99 dB	60 / 30 / 15W	60 / 30 / 15 / 7.5W	100 Hz - 16 kHz	420 x 335 x 400 mm	6.7 kg

# SP series

## Sound projectors

This range of sound projectors is designed for a variation of both in- & outdoor applications, ranging from paging and announcements to background music systems. The projector construction makes them perfectly suited for use in large open spaces such as factory halls, warehouses, parking lots or many more. The enclosures are constructed of high quality materials, while compliance to Ingress Protection requirements allows them being used in permanent outdoor installations.



### SP20

The SP20 sound projector features a 5 ¼" full range driver with a Program power of 40 Watt, making it suitable for a wide variation of general purpose in- & outdoor applications, ranging from paging and announcement systems to background music systems.

The sealed enclosure constructed of weatherproof ABS materials and aluminum front grill makes the speaker comply to IP56 Ingress protection standards. An included aluminum mounting bracket allows down-tilting for perfect directional placement.

⊕ IP56 | ⚡ 100 Volt



### SP22

The SP22 sound projector features a 5 ¼" full range driver with a Program power of 40 Watt, making it suitable for a wide variation of general purpose in- & outdoor applications, ranging from paging and announcement systems to background music systems.

The sealed enclosure constructed of rugged aluminum materials with strong aluminum front grill guarantees an impact resistant and vandal proof solution while making the speaker comply to IP56 Ingress protection standards. An included aluminum mounting bracket allows down-tilting for perfect directional placement.

⊕ IP56 | ⚡ 100 Volt



### SP202

The SP202 is a bi-directional sound projector featuring two 5 ¼" full range drivers with a Program power of 40 Watt (2 x 20 Watt), making it suitable for a wide variation of general purpose in- & outdoor applications, ranging from paging and announcement systems to background music systems.

The sealed enclosure constructed of rugged aluminum materials with strong aluminum front grill guarantees an impact resistant and vandal proof solution while making the speaker comply to IP56 Ingress protection standards. An included aluminum mounting bracket allows down-tilting for perfect directional placement.

⊕ IP56 | ⚡ 100 Volt



	Program power	Continuous power (AES)	Max SPL (Continuous)	Sensitivity 1W / 1 m	Power taps	Freq response +-3 dB	Dimensions
SP20	40W	20W	104 dB	92 dB	20/10/5/2.5W	110 Hz - 18 kHz	Ø 138 x 205 mm
SP22	40W	20W	105 dB	93 dB	20/10/5/2.5W	110 Hz - 18 kHz	Ø 138 x 205 mm
SP202	2 x 20W	2 x 10W	101 dB	91 dB	20/10/5/2.5W	110 Hz - 18 kHz	Ø 138 x 205 mm

# Subwoofers

With a subwoofer you can enjoy extra deep bass in your sound experience. A sub is a powerful speaker that produces only the low frequencies of the spectrum, or bass. Add subwoofers to your audio installation to get the ultimate goosebumps feeling from your favourite music.





# BASSO series

## Ultra-high power infra subwoofers

Engineered for demanding environments such as nightclubs, concert venues, theme parks, and hospitality spaces, the BASSO Series combines cutting-edge technologies like the pure carbon fiber cone and AeroVent for exponential low-noise venting with meticulous craftsmanship to set a new standard in low-frequency fidelity.

With a focus on ultra-high power output and exceptional sound clarity, the BASSO Series offers a flexible, efficient solution for diverse applications. Each model is designed to deliver a visceral sound experience with immersive infra-sub performance and extremely low distortion.



### BASSO112

12" ultra-high power infra-subwoofer

Available in outdoor version: [BASSO112/BO](#)

- ✓ Precision with immersive infra-sub performance
- ✓ Custom high-excursion driver
- ✓ Extremely low distortion
- ✓ Engineered for efficiency and ultra-high power outputs
- ✓ AeroVent- Exp. low noise vent design
- ✓ Weatherproof pure carbon fiber cone



### BASSO115

15" ultra-high power infra-subwoofer

Available in outdoor version: [BASSO115/BO](#)



### BASSO118

18" ultra-high power infra-subwoofer

Available in outdoor version: [BASSO118/BO](#)

 Weatherproof

	Program power	Continuous power (AES)	Max SPL (Continuous)	Sensitivity 1W/1m	Freq response -10 dB	Dimensions
<a href="#">BASSO112</a>	2000W	1000W	124 dB	94 dB	26 Hz - 200 Hz	608 x 371x 595 mm
<a href="#">BASSO115</a>	3000W	1500W	127 dB	98 dB	31 Hz - 200 Hz	688 x 451 x 703 mm
<a href="#">BASSO118</a>	3000W	1500W	128 dB	99 dB	23 Hz - 200 Hz	758 x 555 x 798 mm

## Sound that Surrounds, Bass that Grounds You

Experience the ultimate bass experience, low-frequency extension down to 23Hz, a maximum SPL of 128 dB, and 3000-watt program power.

Each model features a robust chassis and inner framing, ensuring long-term durability and sound integrity.



## All-weather resistant, extreme durability

Built for the toughest conditions, the outdoor BASSO series combines a pure carbon fiber cone with enhanced durability features: marine-grade plywood, phenolic glue, Dura-Polyurea coating, stainless steel fasteners, and a galvanized-treated grill. Delivering powerful bass, they thrive in any environment, indoors or out.





## Crafted for unmatched performance

Every detail of the BASSO cabinet is engineered for durability and acoustical precision, ensuring consistent performance and exceptional sound clarity in the most demanding environments.

## Power redefined with AeroVent

AeroVent's revolutionary design minimizes distortion and maximizes output, delivering consistent low-frequency performance - from subtle nuances at 1W to powerful bass at 1KW.

## Pure Carbon Fiber cone

Unleash deep, precise bass with the pure carbon fiber cone. Lightweight, weatherproof, and durable, it ensures exceptional performance and clarity, even in the harshest conditions.







A brief overview

# Compare the BASSO with BASO

Explore the evolution of bass performance with the new BASSO series. Featuring AeroVent technology, unmatched infrasub capabilities, and redefined power, it surpasses the old BASO lineup in every aspect, delivering deeper, richer bass and exceptional precision.

	BASO series	BASSO series
Configuration	Bass reflex	AeroVent
Available models	10", 12", 15", 18"	12", 15", 18"
Weather resistant	-	✓
IP rating	-	TBA
Salt spray testing	-	TBA
Lowest low frequency extension (-10 dB)	30Hz*	23 Hz*
Max SPL (Continuous)	127dB**	128dB**
Cone Material	Special treated composite paper	Pure Carbon Fiber

\*BASO18 and BASSO18  
\*\*BASO15 and BASSO18



## Future-proof your next project

The new infra-sub series sets a groundbreaking standard in bass performance. Designed for consumers and installers alike, it ensures unmatched sound quality and reliability, making it the ultimate solution for all high-performance audio projects now and into the future.

# ARCHI series

## Compact architectural subwoofers

The ARCHI Series combines architectural elegance with groundbreaking audio performance. Designed for bars, restaurants, hospitality, and residential applications, these compact subwoofers deliver immersive sound with minimal visual impact.

Featuring innovations like AcoustiMesh for acoustic neutrality, AeroVent for noise-free bass performance, and weatherproof capabilities, the ARCHI Series excels indoors and outdoors. With low-frequency extensions down to 26Hz, flexible mounting options, and durable materials, the ARCHI Series redefines low-frequency fidelity, offering powerful, precise bass in a discreet, stylish design.



### ARCHI10

Compact 10" architectural subwoofer



### ARCHI210


Compact double 10" architectural subwoofer

- ✓ Architecturally discreet & compact design
- ✓ Immersive sound experience
- ✓ Custom 10" high-excursion drivers for superior performance
- ✓ Low frequency extension down to 26 Hz
- ✓ AcoustiMesh - Acoustic neutral 3D fabric
- ✓ Flexible ceiling & wall mount option
- ✓ Extremely ridged chassis and inner framing
- ✓ Weatherproof model (ARCHI10X/OB)



### ARCHI10X

(Outdoor) ultra-compact 10" architectural infra-subwoofer

Ω 4 Ohm | Ω 8 Ohm | Ω 16 Ohm |  Weatherproof (ARCHI10X/OB)



	Program power	Continuous power (AES)	Max SPL (Continuous)	Sensitivity 1W / 1 m	Impedance (Nominal)	Freq response - 10 dB	Dimensions
ARCHI10	450W	225W	122 dB	98 dB	8Ω	54 Hz - 200 Hz	405 x 312 x 334 mm
ARCHI210	900W	450W	128 dB	101 dB	4Ω / 16Ω	47 Hz - 200 Hz	868 x 302 x 318 mm
ARCHI10X	700W	350W	116 dB	91 dB	8Ω	26 Hz - 120 Hz	540 x 246 x 558 mm

## Redefining bass performance

The ARCHI210 features an innovative push-pull design, eliminating second harmonic distortion for cleaner, more precise bass. This unique configuration ensures vibration-free performance, delivering immersive low frequencies with unmatched clarity and stability in any environment.

Ultra-low frequencies down to 47 Hz (for ARCHI210) and even 26Hz (for ARCHI10x), create a rich, immersive bass experience. Perfectly balanced and precise, it brings cinematic warmth and powerful depth to any space.

ARCHI210




## Compact elegance in every space

Architectural elegance with a compact design, fitting seamlessly into any space - even under a sofa. Its discreet form delivers powerful, immersive sound without compromising aesthetics or functionality, perfect for any environment.



# ARCHI10X

*Why choose the ultra-compact 10" architectural infra-subwoofer?*

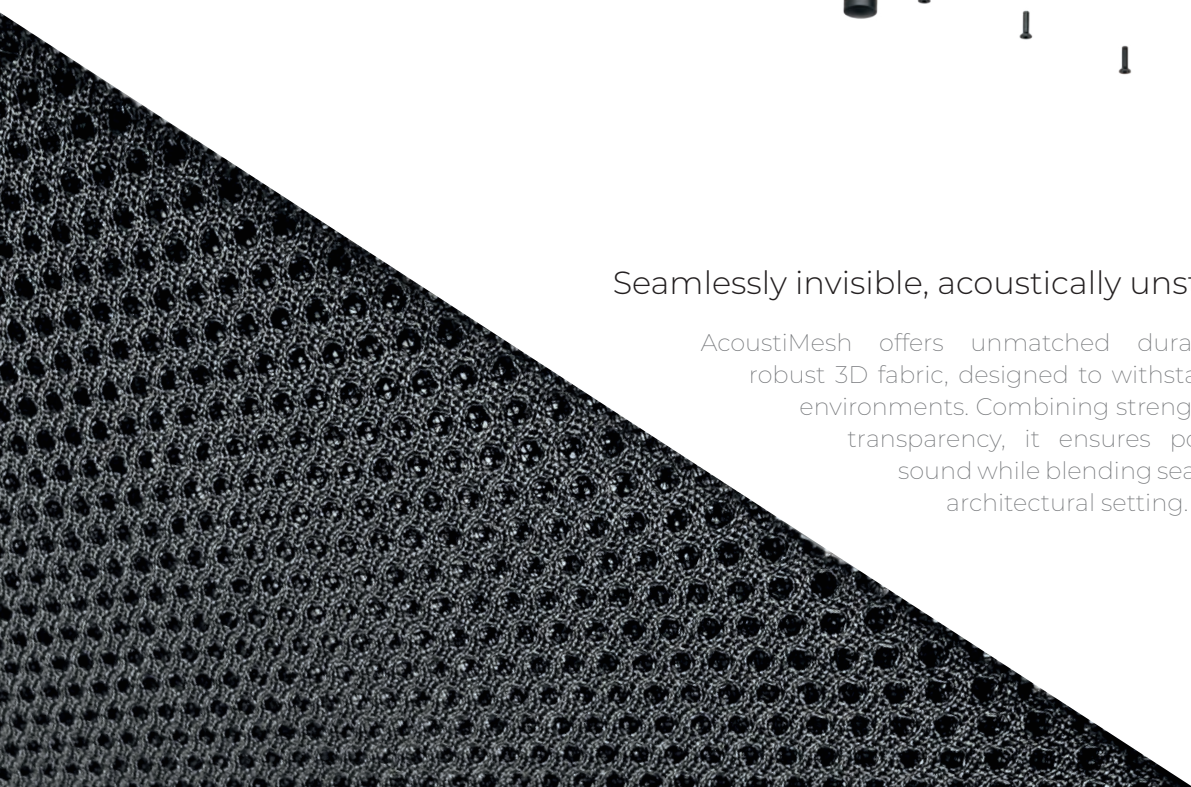


## Seamless sound for every setting

Transform your outdoor spaces into an oasis of immersive sound with the ARCHI10X and ATEO6. Designed for elegance and performance, this duo delivers rich, warm bass and crystal-clear audio, even in the most demanding environments.

## Seamlessly invisible, acoustically unstoppable

AcoustiMesh offers unmatched durability with its robust 3D fabric, designed to withstand demanding environments. Combining strength with acoustic transparency, it ensures powerful, precise sound while blending seamlessly into any architectural setting.



## AeroVent - Power meets precision

Experience the revolution in low-frequency performance with AeroVent - an exponential low-noise vent design engineered for the ARCHI series. AeroVent minimizes airflow noise while maximizing sound impact, delivering deep, precise bass even at the highest power levels.



## Built to brave the elements, sound for every setting

Transform outdoor spaces with the ARCHI10X/OB (black version only), built for extreme durability with marine-grade plywood, phenolic glue, Dura-Polyurea coating, stainless steel fasteners, and a galvanized-treated grill. Resistant to UV, rain, and extreme temperatures, it delivers reliable, powerful sound for terraces, hospitality, and residential settings.

**/OB** version only



# NOBA8

8" compact bass cabinet



NOBA is characterized by an innovative & unique design. With its curved shape, made of 4 mm thick aircraft graded aluminum and its extremely powerful 8" woofer of 200 Watts, the NOBA is able to deliver an unheard low frequency response for its small woofer size.

The perfect acoustic experience is guaranteed when the entire audio frequency spectrum is equally distributed. The slick look of the NOBA allows it to be placed against a wall, on the ceiling or even underneath furniture, yet due to the


unique composition of its parts, NOBA ensures a much better spreading of sound waves than other similar cabinets. The NOBA provides an excellent low frequency response with an impressive clarity of 150 Watts for both of the top speaker outputs to ensure impeccable sound division.

A wall mount bracket is included for countless mounting applications in all kind of environments.



## MBK410C

A mounting bracket system for fixation of NOBA8 speaker on any ceiling. It allows central positioning for directional placement to guarantee the optimal sound coverage throughout the area.



- 1 Low loss & low temperature dependency suspension
- 2 2.4" voice coil for high power handling
- 3 Impressive motor strength and accurate displacements due to large magnet size
- 4 High excursion capability

Modern and elegant design 1

Wall mounted bracket included 2

High grade aluminum construction 3

8" high-performance woofer with 100 Watt RMS power 4

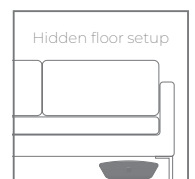
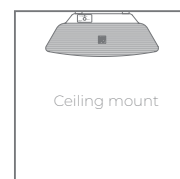
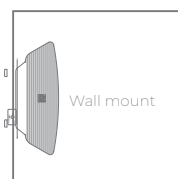


RMT40

- 1 Mute switch
- 2 Audio balance control
- 3 Volume control

NOBA8

Speaker type	Program power	Continuous power (AES)	Sensitivity	Max SPL (Continuous)	Dimensions	Weight	Input
8" bass reflex cabinet	200W	100W	92 dB	105 dB	558 x 383 x 149 mm	8,75 kg	Terminal block



# CELO8SI

High-end 8" ceiling subwoofer



## CELO8SI

The CELO8SI is the next step in our journey to provide an impeccable musical atmosphere. This 8" ceiling subwoofer is fitted with a stiff and light aluminum membrane, minimizing ceiling vibrations and resulting in energetic depths from above, while the open back design enables the CELO8SI to reproduce low frequencies in the most natural way possible. Its integrated stereo crossover enables you to effortlessly connect your satellite speakers, resulting in the absolute finest full-range sound experience in the most efficient way possible.

Ω 8 Ohm



## Optional front grills

- Black version (/B) - RAL9005
- Paintable version (/P)

CELO8SI : [GLC08I](#)

	Program power	Continuous power (AES)	Max SPL (Continuous)	Sensitivity 1W/1m	Impedance	Drivers	Freq response +- 3 dB	Cut-out dimensions	Dimensions
CELO8SI	2 x 100W	2 x 50W	103 dB	83 dB	8Ω	8" Aluminum	45 Hz - 200 kHz	Ø 250 mm	Ø 275 x 120 mm



① Phase switch

Depending on the acoustical properties of your room and placement of the subwoofer, the sub can be better integrated into your room when switched to either 0° or 180° by adjusting the phase switch. We recommend 0° when all speakers are mounted in a flat wall or ceiling.



② Balance correction switch

When installed with accompanying satellite speakers, the volume of these satellites relative to the subwoofer can be increased and decreased by 3 dB, according to the installation setup and preferred sound.



# CS1000 series

## Ceiling / In-wall subwoofers




### CS1000S

The CS1000S is an in-wall/ceiling subwoofer featuring a 10" low frequency driver with a continuous power handling of 100 Watt (RMS/AES) and a Program power of 200 Watt. It can be used as an extension for the low frequency range on any flush mount speaker system, guaranteeing a true and deep low frequency response.

It is capable of producing sound pressure levels up to 108 dB, with a stunning frequency response over a range between 28 Hz and 300 Hz. An external crossover network (active or passive) is recommended for optimal performance.

The construction is made by a super slim ABS frame which limits the required built-in depth to a minimum of 95 mm and can be painted to blend in with any environment. The assembly system offers a quick and simple installation to any wall or ceiling.

Ω 8 Ohm



	Program power	Continuous power (AES)	Max SPL (Continuous)	Sensitivity 1W / 1 m	Impedance	Frequency range -10 dB	Dimensions
CS1000S	200W	100W	108 dB	88 dB	8 Ω	28 Hz - 300 Hz	304 x 304 x 104 mm





# Other products

A wide variety of appliances, accessory solutions and promo materials.

# TR series

## Audio line transformers

The TR1000 series are 100V line transformers, designed for impedance matching between speakers and amplifiers. They are used for converting low impedance speakers allowing them to be fitted in 100V PA installations where long cableruns can be used.

The TR3xxx offers a range of line transformers with a power ranging from 30W up to 480W.

There are different tapings available for 50V, 70V and 100V lines and the low impedance side is selectable between 2Ω, 4Ω and 8Ω.



	Max power	Construction	Connection	Primary power taps	Secondary impedance	Dimensions	Weight
TR1006F	6W	EI	FastCon™ connector	6 / 3 / 1.5 W	8 Ω	63 x 36 x 40 mm	161 g
TR1024F	24W	EI	FastCon™ connector	24 / 12 / 6 W	8 Ω	52 x 60 x 56 mm	360 g
TR3030	30W	Toroidal	Tinned wires (20 cm)	100V / 70 / 50 V	8 / 4 / 2 Ω	Ø 80 x 50 mm	950 g
TR3060	60W	Toroidal	Tinned wires (20 cm)	100V / 70 / 50 V	8 / 4 / 2 Ω	Ø 85 x 60 mm	1.27 kg
TR3120	120W	Toroidal	Tinned wires (20 cm)	100V / 70 / 50 V	8 / 4 / 2 Ω	Ø 105 x 65 mm	2.42 kg
TR3240	240W	Toroidal	Tinned wires (20 cm)	100V / 70 / 50 V	8 / 4 / 2 Ω	Ø 130 x 65 mm	4.5 kg
TR3480	480W	Toroidal	Tinned wires (20 cm)	100V / 70 / 50 V	8 / 4 / 2 Ω	Ø 170 x 65 mm	7.02 kg

### FastCon™

This speaker connector allows a fast and smooth connection to 100V public address and low impedance systems. It delivers a tool-free solution for connecting the speaker to different power

taps thanks to its spring clamps. The ascending power taps for 100V systems are connected to the transformer and one connection is linked straight to the speaker for low impedance systems.

# TR2 series

## Groundloop isolators



The TR2000 series are basic stereo groundloop isolators, designed as problem solvers to electrically isolate audio devices from each other. Hum in audio systems is usually caused by groundloops in the system. The most common and simple method to solve these problems is an audio isolation transformer such as the TR2000 series.

TR2070 Stereo ground loop isolator 3.5 mm Jack male to 3.5 mm Jack female

TR2080 Stereo ground loop isolator 3.5 mm Jack male to 2 x XLR male

# WTR series

## Waterproof transformers



The WTR series are 100V line transformers for impedance matching between low impedance speakers (8Ω) and 100V amplifiers. Using these transformers, low impedance speakers can be applied to any 100V public address system where long cable runs can be used.

The WTR06 has a maximum output power of 6W and different power taps for 6W, 3W and 1.5W, while the WTR24 has an output power of 24W and taps for 24W, 12W and 6W.

The special designed waterproof AWX5™ connector lets you set the power for the speakers in three adjustable steps for 100V and one step for low impedance applications. The housing is designed to be water- and dustproof, while making it possible to be hidden at any location such as above false ceilings, in wall junction boxes, in hollow places inside walls, etc. All these features make these transformers comply to an Ingress Protection rating of IP66.

	Power taps	Output impedance	Dimensions	Weight
WTR06	6 / 3 / 1.5W	8 Ω	63 x 53 x 63 mm	300 g
WTR24	24 / 12 / 6W	8 Ω	63 x 53 x 63 mm	400 g



## MBS1xx series

### Setup box installation accessories

In combination with the MBS1xx series, extended assembly possibilities are offered allowing them to be fixed underneath tables or desks, assembled above drop ceilings or mounted to 19" equipment racks. The mechanic construction for each of these products is identical, allowing a combined installation for various products.

- MBS101T** Mounts one unit to a flat surface
- MBS101R** Mounts one unit into a 19" equipment rack (1HE)
- MBS102R** Mounts two units into a 19" equipment rack (1HE)
- MBS103R** Mounts three units into a 19" equipment rack (1HE)
- MBS104R** Mounts four units into a 19" equipment rack (1HE)



## MBS310

### Rack mounting set for half rackspace 1u enclosures

The MBS310 rack mounting set is designed to safely and effectively mount half rackspace devices into 19" or 10.5" racks.

The following configurations are possible with this set:

- ✓ One half rackspace device in to a 19" rack (1 HE)
- ✓ Two half rackspace devices in to a 19" rack (1 HE)
- ✓ One half rackspace device in to a 10.5" rack (1 HE)

# Measurement appliances



**LCR700**  
Digital LCR meter

The LCR700 is a digital LCR measurement appliance, essential for sound and electronic engineers. Measurements can be made for induction, capacitance and resistance and the dissipation factor (D) can be read-out on a second display. It can be set to auto-ranging or manual mode and all measurements can be carried out on two different frequencies, 120Hz and 1kHz. This allows measurements of great accuracy on all kinds of specimen.



**CTA845MK2**  
Cable test adapter

The CTA845MK2 cable test adapter features a 8-pin terminal block connector (3.5 mm pitch) on one side and a female RJ45 connector on the other side. Both connectors are parallel connected, allowing twisted pair peripheral expansion cabling being tested with standard RJ45 cable testers. This will avoid wrong wiring causing failure and damage to equipment.



# Power supplies & antennas

## PSD series Power supplies



The PSD series offers a wide range of versatile switching power supplies. They are mainly used as a power supply for extension units, interface boxes or other expansion units of sound systems, but they can be used for all kinds of applications requiring 24V DC at different current ratings.

There are two different construction forms available. Standard ABS housings suited for standard applications and industrial graded designed DIN rail mounting versions, to be used in all kinds of applications. Going from small and simple applications to industrial environments and hazardous locations.

	Output voltage	Max output current	Max power	Ripple & Noise	Efficiency	Construction	Dimensions
PSD241	24V DC	1.67A	40W	100mV	85%	ABS	50 x 33 x 100 mm



## ASK40S 4-Way antenna splitter kit

The splitter kit allows antenna signals distribution to 4 receivers (radio tuners). The frequency range of 5 to 2300 MHz offers compatibility for both FM and DAB/DAB+ signals. It includes four F/F coaxial output connection cables (2 x 0.4m & 2 x 0.6m) and an F-type (twist-on) input connection, offering a complete solution for fourfold tuner systems.



## BAE100 Bluetooth extender kit

The BAE100 is a Bluetooth (2.4 GHz) antenna extender kit, allowing extension of the antenna when the receiver is installed to 19" equipment racks or any other enclosure. Includes a 7 dBi antenna, two SMA male-female connection cables (1m and 5) and multifunctional mounting bracket.



## RGA12 Outdoor DAB/DAB+ antenna

The RGA12 antenna is optimized for best DAB+ signal reception. The construction allows antenna assembly around any pole with a 30~50 mm diameter, while the aluminum construction is resistant for permanent outdoor exposure to the elements. Connections are made using an included F-type connector.

# Index

AF105	72	CENA7	115	EPA104	61
ALI20MK2	100	CENA8	115	EPA152	60
ALTI4	169	CEP408	57	EPA252	60
ALTI4M	142	CEP803	57	EPA254	61
ALTI6	169	CF45DHI	82	EPA502	60
ALTI6M	142	CF45DI	82	FMP40	34
AMP22	56	CF45SHI	82	FX1.18	132
ANI44XT	53	CF45S(H)I / CF45D(H)I	82	FX3.15	132
ANX44X	37	CF45SI	82	GFC06	107
APC100MK2	99	CHA530	176	HS121	175
APG20MK2	98	CHA660	176	HS208(T)MK2	174
ARCHI10	184	CIRA51	113	HS212(T)MK2	174
ARCHI10X	184	CIRA71	113	IMEO2	156
ARCHI210	184	CIRA81	113	IMP40	36
ARES5A	148	CMM306	118	ISP40	38
ARU204	102	CMX215	92	KYRA6	162
ARU208	102	CMX230	92	KYRA12	163
ASK40S	199	CMX726	90	KYRA24	163
ASP20	170	CMX826	91	LCR700	198
ATEO2	141	CMX connection types	90	LINO4	164
ATEO2S	141	COM12MK2	55	LINO10	164
ATEO4M	136	COM24MK2	55	LUNA-F	18
ATEO6M	136	COM104	54	LUNA-U	20
ATU44MK2	100	COM108	54	M67	93
AUDAC Touch™	7	CP45BNC	80	MBK200PM	174
AWP06	116	CP45DSZ	80	MBK208MK2	174
BAE100	199	CP45HDM	80	MBK212MK2	174
BASSO112	180	CP45KS2	80	MBK260	162
BASSO115	180	CP45RCA	80	MBK302S	133
BASSO118	180	CP45SPES	80	MBK410C	188
BMP42	35	CP45VGA	80	MBK440	157
CALI424I	110	CP45XLFS	80	MBK523/G	143
CALI660I	110	CP45XLMS	80	MBK530	143
CAP224	62	CPVI205	134	MBK556	147
CAP248	62	CPVX110	124	MBS1xx series	42
CAP412	63	MBK500	124	MBS1xx series	197
CAP424	63	CS1000S	192	MBS101R	197
CAP448	63	CSF506	117	MBS101T	197
CELO2	106	CSK100	150	MBS102R	197
CELO5	107	CTA845MK2	198	MBS103R	197
CELO6	107	CVS102	135	MBS104R	197
CELO8	107	CVS102	135	MBS310	46
CELO8SI	190	DMP42	35	MBS310	54
CENA3	114	DPA616	64	MBS310	58
CENA5	115	DSC series	168	MBS310	197

MERO2	109	SCP224	58	WB50	81
MERO2D	109	SCP230	58	WB50	81
MERO5	109	SCP250	58	WB50/AF	81
MERO6	109	SMA350	50	WB50/FG	81
MFA series	46	SMA500	50	WB50/FS	81
MMP40	34	SMA750	50	WB200	82
MPX48	88	SMQ350	51	WB220S	82
MPX88	88	SMQ500	51	WB3102	82
MTX48	24	SMQ750	51	WB3102/FG	82
MTX88	24	SP20	177	WB3102/FS	82
MWX45	76	SP22	177	WB3102/SW	82
MWX65	76	SP202	177	WMM20	109
NCP105	72	SSP500	116	WMM450	118
NELO706	150	Tile bridge	110	WMM630	118
NIO204	96	TR2070	196	WP200	59
NIO222	96	TR2080	196	WP200	78
NIO240	96	TR3030	196	WP205	74
NIO series	73	TR3040	196	WP210	74
NMP40	36	TR3060	196	WP220	74
NOBA8	188	TR3120	196	WP225	59
NPM200	86	TR3240	196	WP225	74
NWP220	68	TR3480	196	WTR06	197
NWP220US	71	TRM012	125	WTR24	197
NWP222	68	TRM124	125	WX302MK2	146
NWP222US	71	TRM224	125	WX302MK2/O	147
NWP300	68	TRM248	125	WX502MK2	146
NWP300US	71	TRV106	135	WX502MK2/O	147
NWP320	68	TRV106	135	WX802MK2	146
NWP320US	71	TSP40	39	WX802MK2/O	147
NWP400	68	VC3xx2	79	XENO6	144
NWP400US	71	VC3036	79	XENO8	144
PDM200	89	VC3208	79	XMP44	33
PMQ240	52	VEXO8	131		
PMQ480	52	VEXO106	124		
PMQ800	52	VEXO108	124		
PRE116	28	VEXO110(A)	124		
PRE126	28	VEXO115(A)	124		
PRE220	29	VEXO208	128		
PRE240	29	VIRO5	134		
PSD series	199	VIRO5D	134		
RGA12	199	WB45	81		
RMA45M	140	WB45D/FG	81		
RMT40	37	WB45DX/FG	81		
SCP206	58	WB45S/FG	81		
SCP212	58	WB45SI/FS	81		



















A world of possibilities

## Total solutions for



### Premium sound loudspeakers

Seamlessly enrich environments with balanced audio solutions, delivering subtle and immersive music experiences tailored for hospitality, retail and corporate spaces.



### Performance loudspeakers

Create impactful atmospheres with dynamic audio systems designed to deliver powerful and vibrant sound for bars, clubs and event venues.



### Public address loudspeakers

Ensure clear and reliable communication with scalable public address solutions, perfect for announcements, emergency alerts, and ambient sound in large venues and public spaces.

Stay tuned on our socials

 [info@audac.eu](mailto:info@audac.eu)

 [facebook.com/audacaudio](https://facebook.com/audacaudio)

 [x.com/audacaudio](https://x.com/audacaudio)

 [youtube.com/user/audacaudio](https://youtube.com/user/audacaudio)

V2.1

