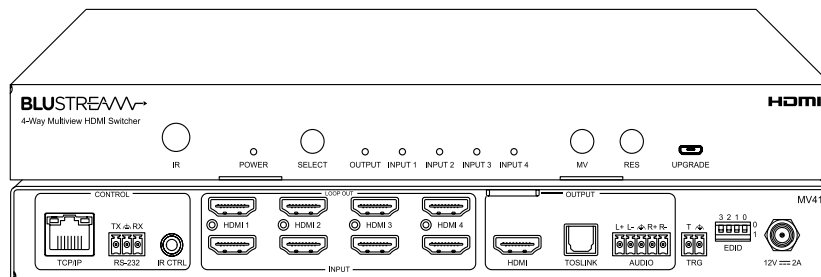


MV41

Quick Reference Guide



Introduction

Our MV41 is an advanced 4x1 HDMI multi-view switcher. The MV41 allows up to 4 x HDMI 2.0 sources to be output to a single display at the same time, with pre-defined and customisable video layouts, and seamless switching. The MV41 also supports HDMI loop-through for all HDMI inputs allowing cascading of original source signals for further distribution.

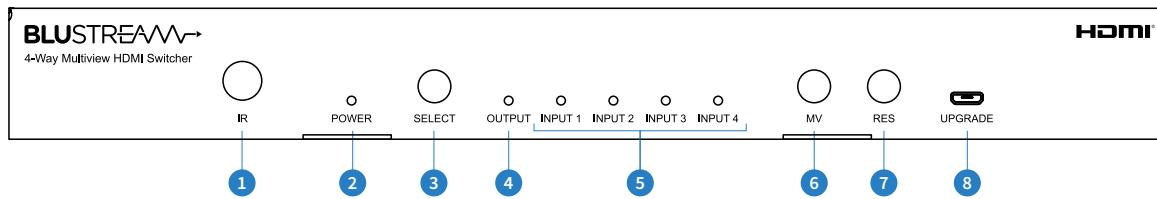
The MV41 features 2ch PCM and Optical S/PDIF audio break, with third party control achievable from the web-GUI, TCP/IP, RS-232, IR remote control, or from the front panel buttons.

The multiple configuration and connectivity options make the MV41 suitable for both residential and commercial installations

FEATURES:

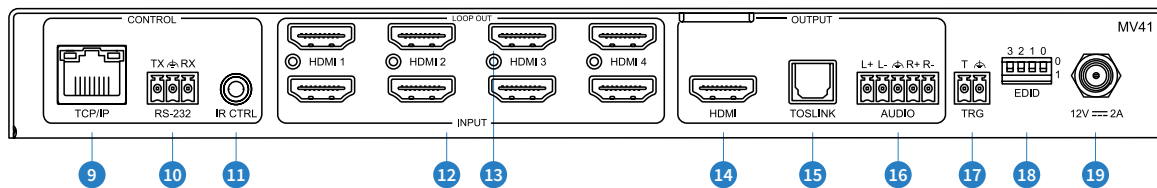
- Advanced 4 x HDMI input switch with multi-view HDMI output
- Features 4 x HDMI loop out for integrating local displays or cascading to multiple devices
- Supports PIP, PBP, POP, Dual, Triple and Quad-windows layouts with pre-defined and customisable configurations
- Supports video down-scaling and HDR to SDR conversion on HDMI multi-view output
- Supports HDMI 2.0 4K UHD 60Hz 4:4:4 18Gbps specification including HDR
- Supports all industry standard video resolutions including VGA-WUXGA and 480i-4K
- Supports all known HDMI audio formats including Dolby Atmos, Dolby TrueHD, Dolby Digital Plus and DTS-HD Master Audio transmission
- HDMI audio breakout to analogue L/R audio, and optical digital outputs concurrently
- Analogue L/R audio outputs support both balanced and unbalanced audio signals
- Control via front panel, IR, RS-232, TCP/IP, web-GUI and 12v trigger
- Supplied with Blustream 5v IR receiver and remote control
- 3rd party drivers available for major control brands
- HDCP 2.3 compliant with advanced EDID management

Front Panel



- 1 IR Receiver Window
- 2 Power Status LED Indicator - Illuminates when the device is powered
- 3 Select button - press to toggle between HDMI inputs (1 > 2 > 3 > 4 > 1...). Auto-switching function is enabled / disabled by pressing and holding the Select button for 5 seconds. Input light will flash 3 times to confirm switching function enabled / disabled
- 4 Output LED Indicator - Indicates if a display device is connected to the switches HDMI output
- 5 Input LED indicators - displays the HDMI inputs currently active
- 6 Multi-View Button - Press to toggle between multiview modes
- 7 Resolution Button - Press to toggle between output resolutions
- 8 Upgrade Port - Micro USB port for firmware updates

Rear Panel



- 9 TCP/IP Port - RJ45 connector for TCP/IP and web-GUI control of the device
- 10 RS-232 Port - 3-pin Phoenix connector for RS-232 control of the device
- 11 IR Control Input - 3.5mm stereo connector to connect to Blustream IR receiver for IR control of the device
- 12 HDMI Inputs - Connect to HDMI source devices
- 13 HDMI Loop Outputs - Connect to local HDMI devices, splits signal from corresponding HDMI input
- 14 HDMI Output - connect to local display device, Matrix, or Video over IP transmitter
- 15 Optical S/PDIF Output - De-embed digital audio from the selected HDMI input
- 16 Analogue Audio Left/Right Output - 5-pin Phoenix connector to de-embed balanced or unbalanced audio from the selected HDMI input. Source audio input must be PCM 2 channel audio for the analogue output to work. **Please note:** the MV41 does not down-mix multi-channel audio signals
- 17 Trigger Port - See User Manual on the Blustream website for more information
- 18 EDID DIP switches - See User Manual on the Blustream website for more information
- 19 DC Power Port - Use supplied Blustream 12v/2A DC adaptor to power the device

Web-GUI Control

The MV41 features an in-built web-GUI which can be used for control and configuration of the device. By default the MV41 is set to DHCP however if a DHCP server (eg: network router) is not installed, the switch IP address will revert to the below details:

Default **Username** is: [blustream](#)

Default **Password** is: [1234](#)

Default **IP Address** is: [192.168.0.200](#)

For further information please see the MV41 User Manual - available to download from the Blustream website.

Multiview

The MV41 provides advanced multi-view functionality to allow 4 x sources to be displayed simultaneously on 1 x HDMI display. The MV41's web-GUI provides an easy to use interface to allow control of the multi-view functionality. It provides the following key functionality:

- Drag and drop source devices (inputs) onto specific output windows
- Pre-defined multi-view layouts and user configurable custom layouts
- Selectable audio source from HDMI inputs
- Auto-switching enable/disable

For more information on how to configure layouts and presets, please see User Manual on the Blustream website.

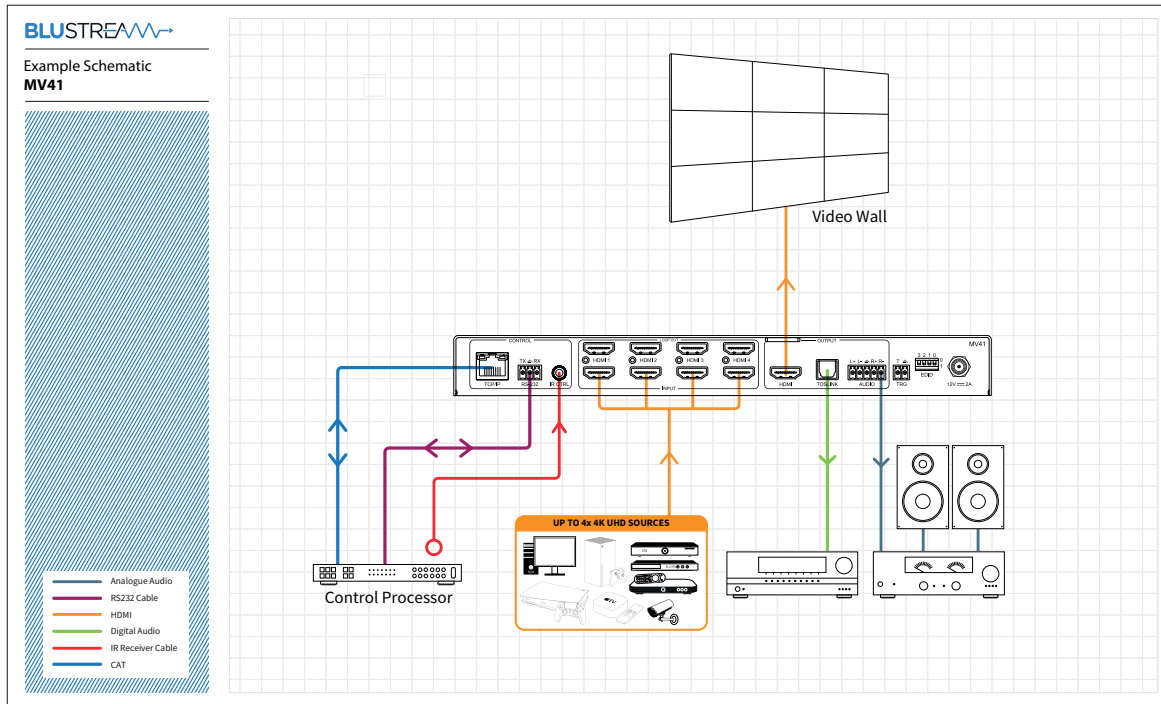
The screenshot displays the BLUSTREAM MV41 web-GUI Control interface. At the top, the BLUSTREAM logo is on the left, and the word "Control" is centered. Below the logo is a navigation bar with icons for Control, Input, Output, Layout Configuration, Preset Configuration, Users, Settings, Update Password, Log Out, and a Power button on the far right.

The main interface is divided into three sections:

- Inputs:** A vertical list of four input sources: INPUT1 (HDMI IN1), INPUT2 (HDMI IN2), INPUT3 (HDMI IN3), and INPUT4 (HDMI IN4). Each input is represented by a colored box (green for INPUT1, red for INPUT2, red for INPUT3, and red for INPUT4).
- Output:** A large central window showing a multi-view layout. The top-left window is labeled "Window 1 (640, 0) W: 2559 H: 1440" and contains the text "INPUT1". Below it, three smaller windows are labeled "INPUT2", "INPUT3", and "INPUT4".
- Audio Selection:** A dropdown menu set to "Window 1".
- Auto Switching:** A toggle switch set to "ON" with an information icon.

At the bottom, there is a "Layouts" section with 16 thumbnail icons representing different multi-view configurations, labeled from 1.Single to 16.Quad-B. The 15th layout, "15.Quad-T", is currently selected and highlighted with a blue border.

Schematic



Specifications

- Video Input Connectors:** 4 x HDMI Type A, 19-pin, female
- Video Output Connectors:** 5 x HDMI Type A, 19-pin, female
- Audio Output Connectors:** 1 x Optical (S/PDIF), 1 x 5-pin Phoenix connector
- TCP/IP Control:** 1 x RJ45, female
- RS-232 Port:** 1 x 3-pin Phoenix connector
- 12v Trigger Port:** 1 x 2-pin Phoenix connector
- IR Input Ports:** 1 x 3.5mm stereo jack
- Firmware Upgrade:** 1 x Micro-USB UART port
- Dimensions (W x D x H):** 265mm x 152mm x 30mm
- Shipping Weight:** 1.5kg
- Operating Temperature:** 32°F to 104°F (0°C to 40°C)
- Storage Temperature:** - 4°F to 140°F (- 20°C to 60°C)
- Power Supply:** 12v/2A DC, screw connector

Package Contents

- 1 x MV41
- 1 x IR receiver
- 1 x IR remote control
- 1 x 5-pin phoenix connector
- 1 x 3-pin phoenix connector
- 1 x 2-pin phoenix connector
- 1 x 19" rack mounting kit
- 1 x Quick reference guide
- 1 x 12V/2A DC power supply

FCC NOTICE

This equipment has been tested and found to comply with the limits for a Class B digital device, pursuant to part 15 of the FCC Rules. These limits are designed to provide reasonable protection against harmful interference in a residential installation. This equipment generates, uses, and can radiate radio frequency energy and, if not installed and used in accordance with the instructions, may cause harmful interference to radio communications. However, there is no guarantee that interference will not occur in a particular installation. If this equipment does cause harmful interference to radio or television reception, which can be determined by turning the equipment off and on, the user is encouraged to try to correct the interference by one or more of the following measures:

- Reorient or relocate the receiving antenna.
- Increase the separation between the equipment and receiver.
- Connect the equipment into an outlet on a circuit different from that to which the receiver is connected.
- Consult the dealer or an experienced radio/TV technician for help.

CAUTION - changes or modifications not expressly approved by the party responsible for compliance could void the user's authority to operate the equipment.

CANADA, INDUSTRY CANADA (IC) NOTICES

This Class B digital apparatus complies with Canadian ICES-003. Operation is subject to the following two conditions: (1) this device may not cause interference, and (2) this device must accept any interference, including interference that may cause undesired operation of the device.

CORRECT DISPOSAL OF THIS PRODUCT

This marking indicates that this product should not be disposed with other household wastes. To prevent possible harm to the environment or human health from uncontrolled waste disposal, recycle it responsibly to promote the sustainable reuse of material resources. To return your used device, please use the return and collection systems or contact the retailer where the product was purchased. They can take this product for environmentally safe recycling.