

PHOTOMETRICS REPORT

OVATION

R Ê V E E-3 IP



Table of Contents

Introduction.....	1
Testing Process.....	1
Total Illuminance Measurements	1
Testing Lab Equipment and Process	1
Photometrics & Chromaticity Reports	2
5deg Lens - Full Power	3
Report Summary	3
Overall Measurement.....	3
Beam Details.....	4
ISO Diagrams	5
Chromaticity.....	6
TM-30 Details	7
5deg Lens - 3200K	8
Report Summary	8
Overall Measurement.....	8
Beam Details.....	9
ISO Diagrams	10
Chromaticity.....	11
TM-30 Details	12
5deg Lens - 4000K	13
Report Summary	13
Overall Measurement.....	13
Beam Details.....	14
ISO Diagrams	15
Chromaticity.....	16
TM-30 Details	17
5deg Lens - 5600K	18
Report Summary	18
Overall Measurement.....	18
Beam Details.....	19
ISO Diagrams	20
Chromaticity.....	21
TM-30 Details	22

10deg Lens - Full Power	23
Report Summary	23
Overall Measurement.....	23
Beam Details.....	24
ISO Diagrams	25
Chromaticity.....	26
TM-30 Details	27
10deg Lens - 3200K	28
Report Summary	28
Overall Measurement.....	28
Beam Details.....	29
ISO Diagrams	30
Chromaticity.....	31
TM-30 Details	32
10deg Lens - 4000K	33
Report Summary	33
Overall Measurement.....	33
Beam Details.....	34
ISO Diagrams	35
Chromaticity.....	36
TM-30 Details	37
10deg Lens - 5600K	38
Report Summary	38
Overall Measurement.....	38
Beam Details.....	39
ISO Diagrams	40
Chromaticity.....	41
TM-30 Details	42
14deg Lens - Full Power	43
Report Summary	43
Overall Measurement.....	43
Beam Details.....	44
ISO Diagrams	45
Chromaticity.....	46
TM-30 Details	47

14deg Lens - 3200K	48
Report Summary	48
Overall Measurement.....	48
Beam Details.....	49
ISO Diagrams	50
Chromaticity.....	51
TM-30 Details	52
14deg Lens - 4000K	53
Report Summary	53
Overall Measurement.....	53
Beam Details.....	54
ISO Diagrams	55
Chromaticity.....	56
TM-30 Details	57
14deg Lens - 5600K	58
Report Summary	58
Overall Measurement.....	58
Beam Details.....	59
ISO Diagrams	60
Chromaticity.....	61
TM-30 Details	62
15-30 Zoom Lens-15deg - Full Power	63
Report Summary	63
Overall Measurement.....	63
Beam Details.....	64
ISO Diagrams	65
Chromaticity.....	66
TM-30 Details	67
15-30 Zoom Lens-15deg - 3200K	68
Report Summary	68
Overall Measurement.....	68
Beam Details.....	69
ISO Diagrams	70
Chromaticity.....	71
TM-30 Details	72

15-30 Zoom Lens-15deg - 4000K	73
Report Summary	73
Overall Measurement.....	73
Beam Details.....	74
ISO Diagrams	75
Chromaticity.....	76
TM-30 Details	77
15-30 Zoom Lens-15deg - 5600K	78
Report Summary	78
Overall Measurement.....	78
Beam Details.....	79
ISO Diagrams	80
Chromaticity.....	81
TM-30 Details	82
15-30 Zoom Lens-30deg - Full Power	83
Report Summary	83
Overall Measurement.....	83
Beam Details.....	84
ISO Diagrams	85
Chromaticity.....	86
TM-30 Details	87
15-30 Zoom Lens-30deg - 3200K	88
Report Summary	88
Overall Measurement.....	88
Beam Details.....	89
ISO Diagrams	90
Chromaticity.....	91
TM-30 Details	92
15-30 Zoom Lens-30deg - 4000K	93
Report Summary	93
Overall Measurement.....	93
Beam Details.....	94
ISO Diagrams	95
Chromaticity.....	96
TM-30 Details	97

15-30 Zoom Lens-30deg - 5600K	98
Report Summary	98
Overall Measurement.....	98
Beam Details.....	99
ISO Diagrams	100
Chromaticity.....	101
TM-30 Details	102
19deg Lens - Full Power	103
Report Summary	103
Overall Measurement.....	103
Beam Details.....	104
ISO Diagrams	105
Chromaticity.....	106
TM-30 Details	107
19deg Lens - 3200K	108
Report Summary	108
Overall Measurement.....	108
Beam Details.....	109
ISO Diagrams	110
Chromaticity.....	111
TM-30 Details	112
19deg Lens - 4000K	113
Report Summary	113
Overall Measurement.....	113
Beam Details.....	114
ISO Diagrams	115
Chromaticity.....	116
TM-30 Details	117
19deg Lens - 5600K	118
Report Summary	118
Overall Measurement.....	118
Beam Details.....	119
ISO Diagrams	120
Chromaticity.....	121
TM-30 Details	122

25-50 Zoom Lens-25deg - Full Power	123
Report Summary	123
Overall Measurement.....	123
Beam Details.....	124
ISO Diagrams	125
Chromaticity.....	126
TM-30 Details	127
25-50 Zoom Lens-25deg - 3200K	128
Report Summary	128
Overall Measurement.....	128
Beam Details.....	129
ISO Diagrams	130
Chromaticity.....	131
TM-30 Details	132
25-50 Zoom Lens-25deg - 4000K	133
Report Summary	133
Overall Measurement.....	133
Beam Details.....	134
ISO Diagrams	135
Chromaticity.....	136
TM-30 Details	137
25-50 Zoom Lens-25deg - 5600K	138
Report Summary	138
Overall Measurement.....	138
Beam Details.....	139
ISO Diagrams	140
Chromaticity.....	141
TM-30 Details	142
25-50 Zoom Lens-50deg - Full Power	143
Report Summary	143
Overall Measurement.....	143
Beam Details.....	144
ISO Diagrams	145
Chromaticity.....	146
TM-30 Details	147

25-50 Zoom Lens-50deg - 3200K.....	148
Report Summary	148
Overall Measurement.....	148
Beam Details.....	149
ISO Diagrams	150
Chromaticity.....	151
TM-30 Details	152
25-50 Zoom Lens-50deg - 4000K.....	153
Report Summary	153
Overall Measurement.....	153
Beam Details.....	154
ISO Diagrams	155
Chromaticity.....	156
TM-30 Details	157
25-50 Zoom Lens-50deg - 5600K.....	158
Report Summary	158
Overall Measurement.....	158
Beam Details.....	159
ISO Diagrams	160
Chromaticity.....	161
TM-30 Details	162
26deg Lens - Full Power	163
Report Summary	163
Overall Measurement.....	163
Beam Details.....	164
ISO Diagrams	165
Chromaticity.....	166
TM-30 Details	167
26deg Lens - 3200K	168
Report Summary	168
Overall Measurement.....	168
Beam Details.....	169
ISO Diagrams	170
Chromaticity.....	171
TM-30 Details	172

26deg Lens - 4000K	173
Report Summary	173
Overall Measurement.....	173
Beam Details.....	174
ISO Diagrams	175
Chromaticity.....	176
TM-30 Details	177
26deg Lens - 5600K	178
Report Summary	178
Overall Measurement.....	178
Beam Details.....	179
ISO Diagrams	180
Chromaticity.....	181
TM-30 Details	182
36deg Lens - Full Power	183
Report Summary	183
Overall Measurement.....	183
Beam Details.....	184
ISO Diagrams	185
Chromaticity.....	186
TM-30 Details	187
36deg Lens - 3200K	188
Report Summary	188
Overall Measurement.....	188
Beam Details.....	189
ISO Diagrams	190
Chromaticity.....	191
TM-30 Details	192
36deg Lens - 4000K	193
Report Summary	193
Overall Measurement.....	193
Beam Details.....	194
ISO Diagrams	195
Chromaticity.....	196
TM-30 Details	197

36deg Lens - 5600K	198
Report Summary	198
Overall Measurement.....	198
Beam Details.....	199
ISO Diagrams	200
Chromaticity.....	201
TM-30 Details	202
50deg Lens - Full Power	203
Report Summary	203
Overall Measurement.....	203
Beam Details.....	204
ISO Diagrams	205
Chromaticity.....	206
TM-30 Details	207
50deg Lens - 3200K	208
Report Summary	208
Overall Measurement.....	208
Beam Details.....	209
ISO Diagrams	210
Chromaticity.....	211
TM-30 Details	212
50deg Lens - 4000K	213
Report Summary	213
Overall Measurement.....	213
Beam Details.....	214
ISO Diagrams	215
Chromaticity.....	216
TM-30 Details	217
50deg Lens - 5600K	218
Report Summary	218
Overall Measurement.....	218
Beam Details.....	219
ISO Diagrams	220
Chromaticity.....	221
TM-30 Details	222

26deg Lens - Red Only	223
Report Summary	223
Chromaticity.....	224
TM-30-18 Details	225
26deg Lens - Green Only	226
Report Summary	226
Chromaticity.....	227
TM-30-18 Details	228
26deg Lens - Blue Only	229
Report Summary	229
Chromaticity.....	230
TM-30-18 Details	231
26deg Lens - Amber Only	232
Report Summary	232
Chromaticity.....	233
TM-30-18 Details	234
26deg Lens - Mint Only	235
Report Summary	235
Chromaticity.....	236
TM-30-18 Details	237
Contact Us	238

Testing Process

Total Illuminance Measurements

Illuminance is measured using the Viso Systems LabSpion[®], which takes multiple measurements across a light beam to calculate the total delivered lumens, beam, and field of a product. These values can be described as the empirical output of the product as it projects from the lens or lenses. All photometric data contained in this report are obtained from the actual illuminance of the tested Chauvet light source and are never theoretical values derived from calculations.

Testing Lab Equipment and Process

The Chauvet headquarters in Sunrise, Florida has a climate- and light-controlled photometric testing laboratory where Chauvet products are analyzed and photometric data are measured using the Viso Systems LabSpion[®] light measurement solution.

This system includes a spectrometer sensor, which measures the precise light and color output of the fixture, and a two-axis goniometer, which rotates the product to allow for multi-angle and multi-directional measurement. The Viso Light Inspector software then collects and summarizes the data. From the data gathered, the software can also measure the beam and field angles, accurate color temperature, color quality, and illuminance at multiple distances. The custom-built, Chauvet-specific template presents this information in the photometric and chromaticity reports that follow.

IES (Illuminating Engineering Society) files, an industry-standard file format, are also generated from each test for easy distribution of photometric data.

Several light meters are also used for specific products or to recheck for precision. Accuracy is verified using one or more of the devices listed below:

- Sekonic SpectroMaster C-700-U
- EXTECH HD450 Datalogging Heavy Duty Light Meter
- Asensetek Essence Lighting Passport

To ensure accurate measurements in every photometric or chromaticity test, Chauvet routinely calibrates the LabSpion[®] system every six months as recommended by Viso Systems.

Photometrics & Chromaticity Reports

Photometric & Chromaticity Report

Ovation Rêve E-3 IP: 5deg Lens - Full Power

Report Summary

Measurements

Fixture Output: 8335 lm
Fixture Peak: 718512 cd
Fixture Efficacy: 24 lm/W
Intensity @ 5m: 28740 lux
Color Temperature: 6539 K
CRI: 88.5 CRI R9 Value: 53.1
CQS: 93.6
TLCI: 93
TM-30 Rf: 90.8
TM-30 Rg: 107.9
Beam Angle (50%): 6.7°
Field Angle (10%): 7.9°
Cutoff Angle (3%): 9.4°

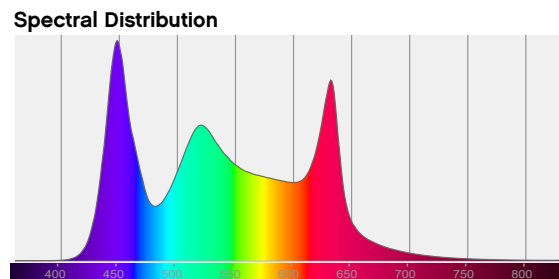
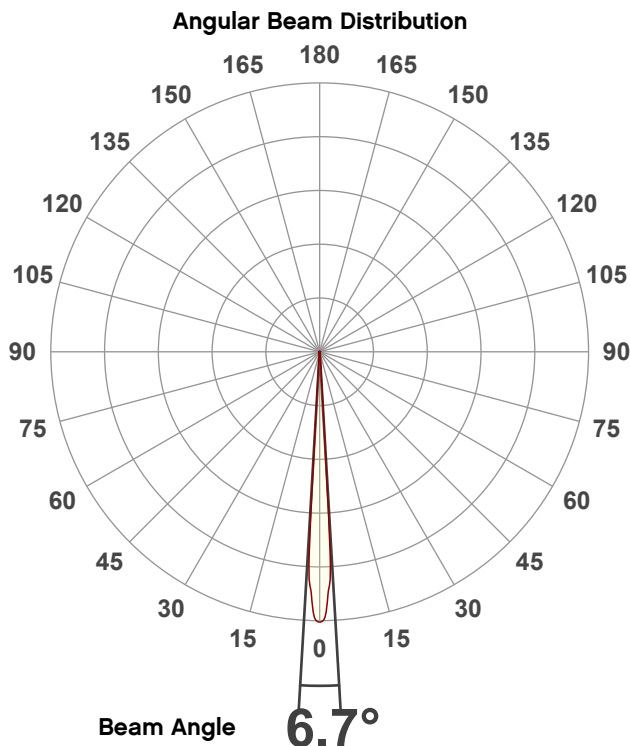


Conditions

AC Supply: 118 V, 60 Hz
Power: 356.17 W
Current: 3.02 A
Power Factor: 0.99

This data sheet conforms to American National Standard E1.9 – 2007 (R2017). All data was measured and calculated by a Viso Systems LabSpion Goniometer at the Chauvet PD Optics Laboratory in Sunrise, FL on 8/1/2022 to LM-63-2002 Standards.


Overall Measurement



Tested Color (CIE 1931):

X: 0.313

Y: 0.320



Light Quality

CRI: 88.5

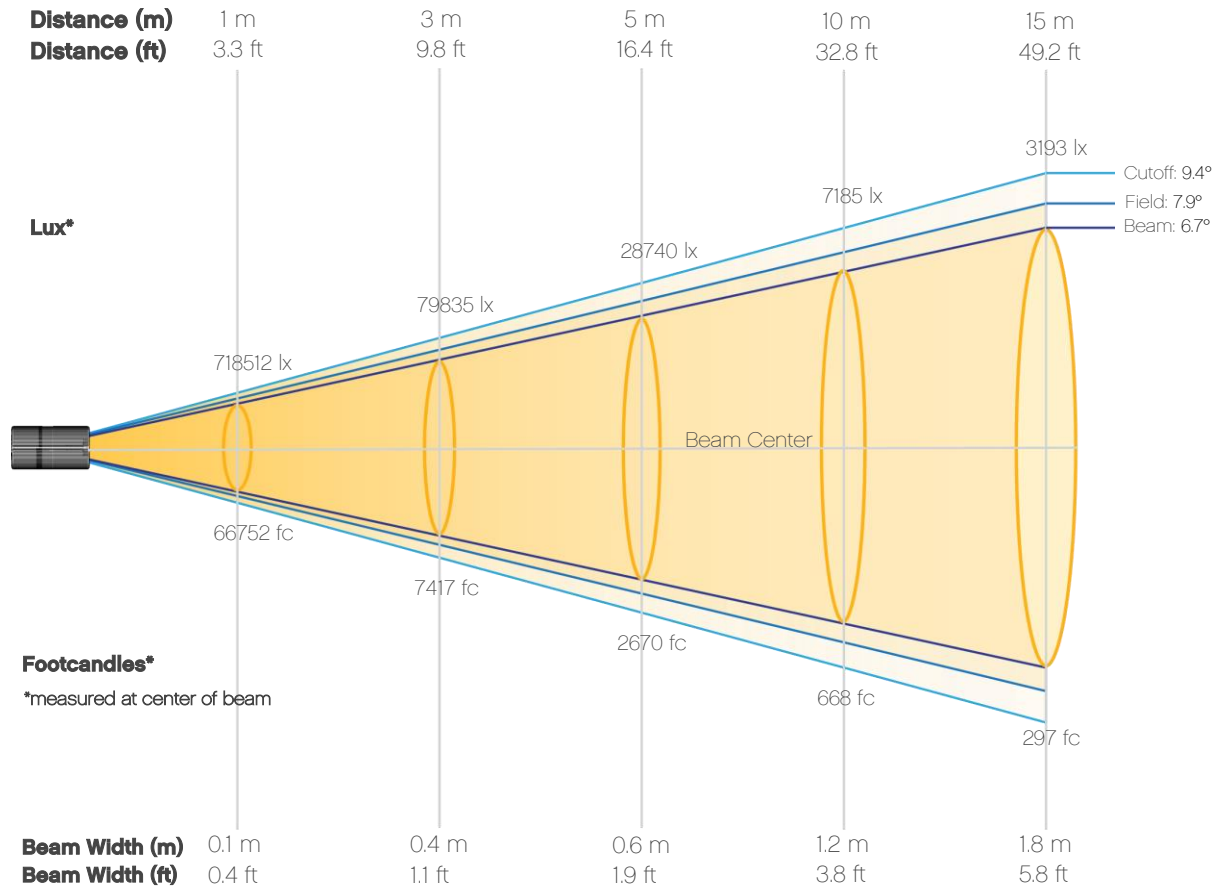
Color Temperature

6539 K

Photometric & Chromaticity Report

Ovation Rêve E-3 IP: 5deg Lens - Full Power

Beam Details

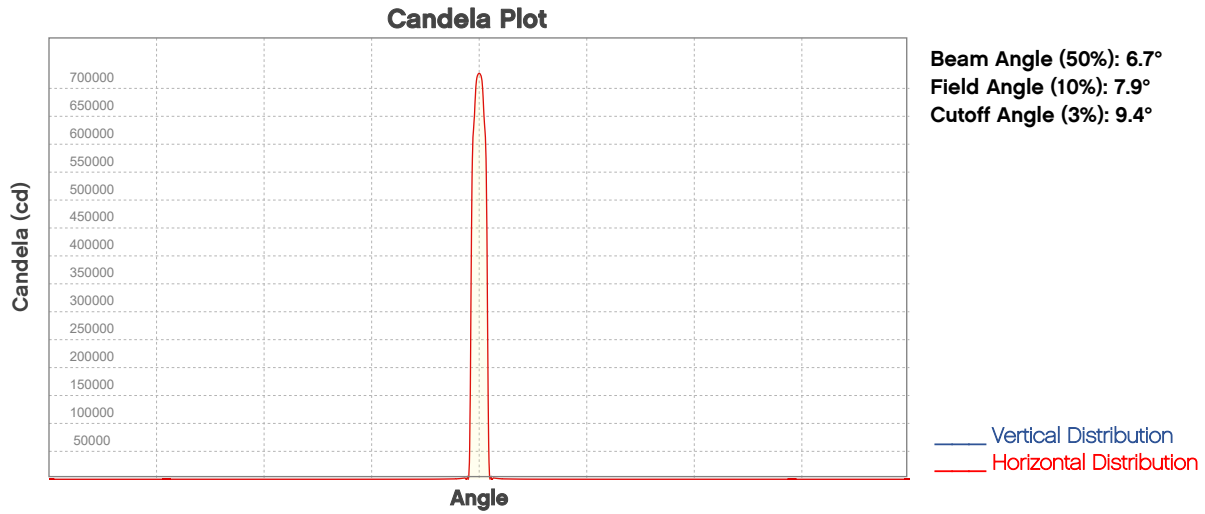


Beam Intensities from 1-20m (3.3-65.6ft)

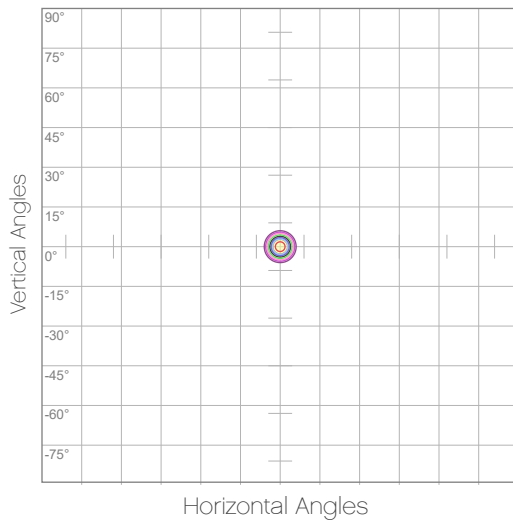
Distance	1m	2m	3m	4m	5m	6m	7m	8m	9m	10m
Lux	718512	179628	79835	44907	28740	19959	14664	11227	8871	7185
Distance	11m	12m	13m	14m	15m	16m	17m	18m	19m	20m
Lux	5938	4990	4252	3666	3193	2807	2486	2218	1990	1796
Distance	3.3ft	6.6ft	9.8ft	13.1ft	16.4ft	19.7ft	23ft	26.2ft	29.5ft	32.8ft
FC	66752	16688	7417	4172	2670	1854	1362	1043	824	668
Distance	36.1ft	39.4ft	42.7ft	45.9ft	49.2ft	52.5ft	55.8ft	59.1ft	62.3ft	65.6ft
FC	552	464	395	341	297	261	231	206	185	167

Photometric & Chromaticity Report

Ovation Rêve E-3 IP: 5deg Lens - Full Power



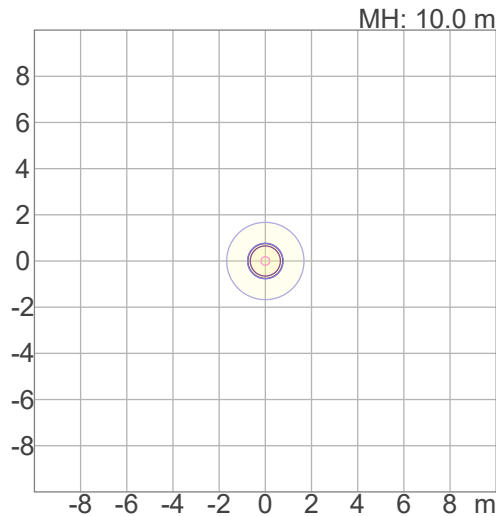
ISO Diagrams



ISO Candela Diagram

10%	71851 cd
20%	143702 cd
30%	215554 cd
40%	287405 cd
50%	359256 cd
60%	431107 cd
70%	502958 cd
80%	574810 cd
90%	646661 cd

Conditions:
 Number of c-planes: 2
 Candela at center: 718512 cd



ISO Lux Diagram

3%	216 lx
5%	359 lx
10%	719 lx
30%	2156 lx
50%	3593 lx

Conditions:
 Number of c-planes: 2
 Candela at center: 7185 lx

Lux distribution on a surface when lamp is mounted at 10 meters from the surface.

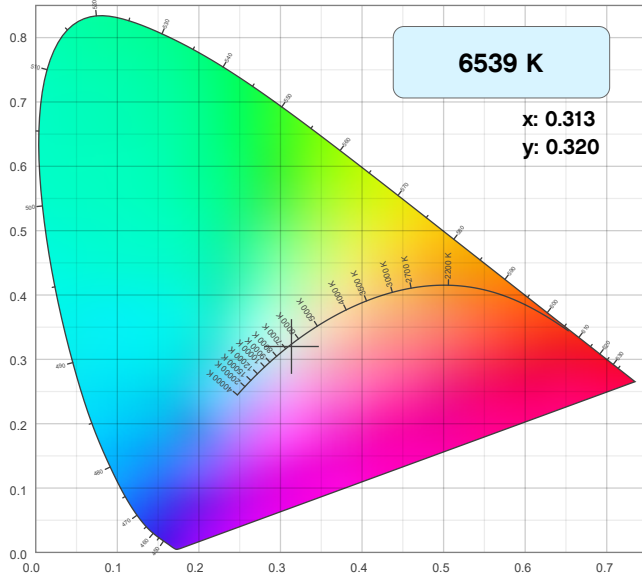
Mounting height: 10 meters / 33 feet

Photometric & Chromaticity Report

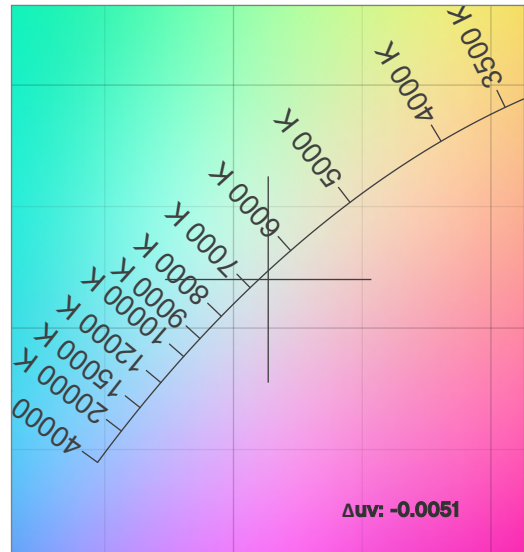
Ovation Rêve E-3 IP: 5deg Lens - Full Power

Chromaticity

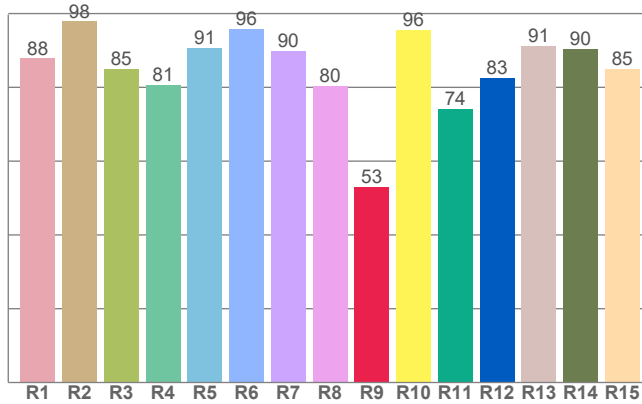
CIE 1931



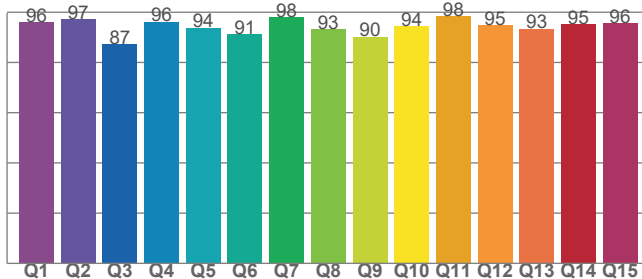
CIE 1931 - Zoom



CRI: 88.5 (R1-R8)



CQS: 93.6



Color Parameters

Color Temperature	Color Coordinate CIE 1931	Color Coordinate CIE 1931
CCT	x	y
6539 K	0.313	0.320

Color Deviation from Black Body Curve	Color Coordinate CIE 1964	Color Coordinate CIE 1964
Δuv	y	u
-0.0051	0.320	0.202

Color Rendering Index	Red Component	Color Quality Scale
CRI	CRI - R9	CQS
88.5	53.1	93.6

Television Lighting Consistency Index	Color Fidelity	Color Gamut
TLCI	TM30 - Rf	TM30 Rg
93	90.8	107.9

Photometric & Chromaticity Report

Ovation Rêve E-3 IP: 5deg Lens - Full Power

TM-30 Details

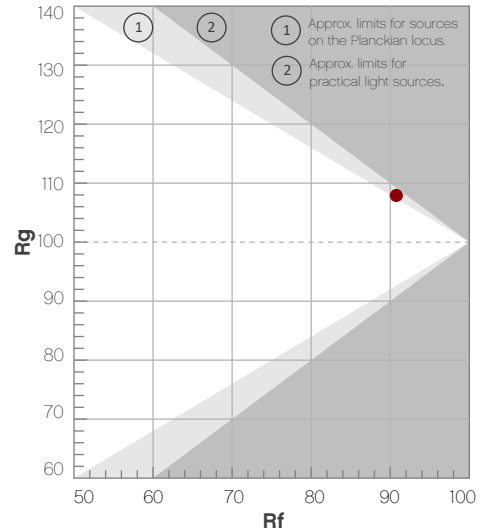
Rf 90.8

Fidelity Index
(R_f)

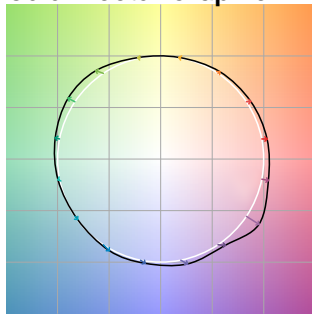
Rg 107.9

Gammut Index
(R_g)

Hue Bin	R _f	Graphic shifts (%)	
		Chroma	Hue
1	89	5%	-1%
2	93	4%	-2%
3	94	2%	-1%
4	95	0%	2%
5	91	1%	3%
6	89	6%	5%
7	89	7%	1%
8	92	4%	0%
9	95	2%	0%
10	93	0%	4%
11	86	2%	8%
12	92	2%	5%
13	90	5%	6%
14	88	4%	6%
15	84	14%	0%
16	88	7%	0%



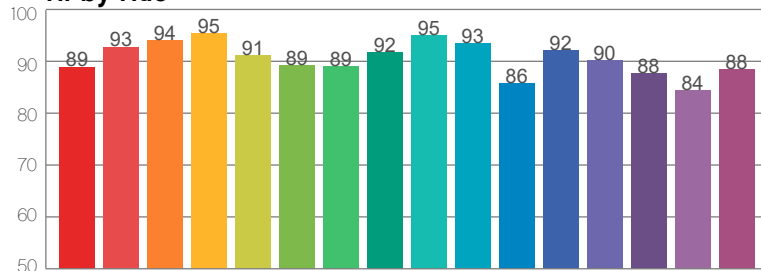
Color Vector Graphic



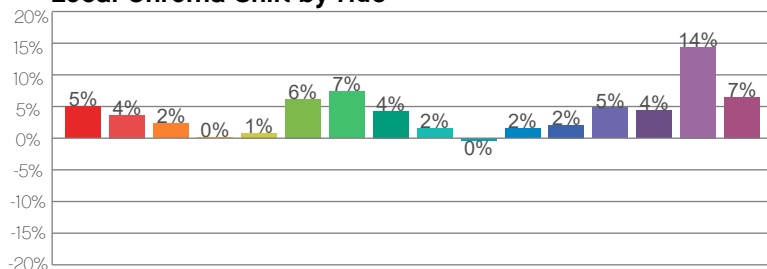
Color Distortion Graphic



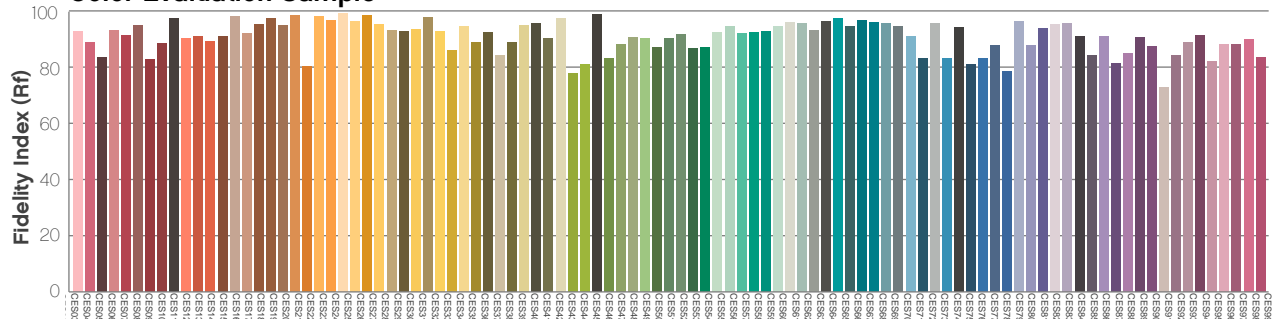
R_f by Hue



Local Chroma Shift by Hue



Color Evaluation Sample



Photometric & Chromaticity Report

Ovation Rêve E-3 IP: 5deg Lens - 3200K

Report Summary

Measurements

Fixture Output: 7607 lm
Fixture Peak: 751522 cd
Fixture Efficacy: 23 lm/W
Intensity @ 5m: 30061 lux
Color Temperature: 3082 K
CRI: 92.9 CRI R9 Value: 85.5
CQS: 93.9
TLCI: 88
TM-30 Rf: 93.6
TM-30 Rg: 104.4
Beam Angle (50%): 6.2°
Field Angle (10%): 7.9°
Cutoff Angle (3%): 8.2°

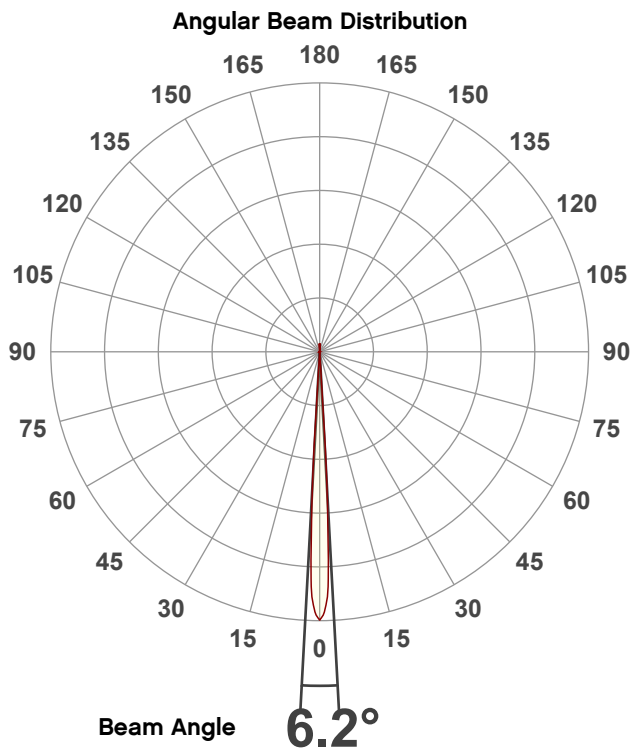


Conditions

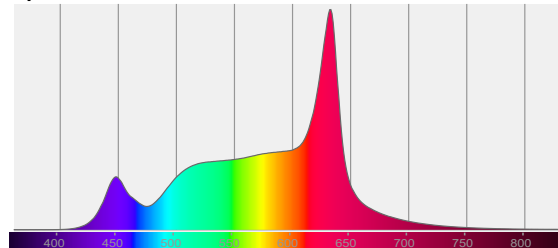
AC Supply: 118 V, 60 Hz
Power: 328.56 W
Current: 2.78 A
Power Factor: 0.99

This data sheet conforms to American National Standard E1.9 – 2007 (R2017). All data was measured and calculated by a Viso Systems LabSpion Goniometer at the Chauvet PD Optics Laboratory in Sunrise, FL on 8/1/2022 to LM-63-2002 Standards.

Overall Measurement



Spectral Distribution



Tested Color (CIE 1931):

X: 0.431

Y: 0.400



Light Quality

CRI: 92.9



Color Temperature

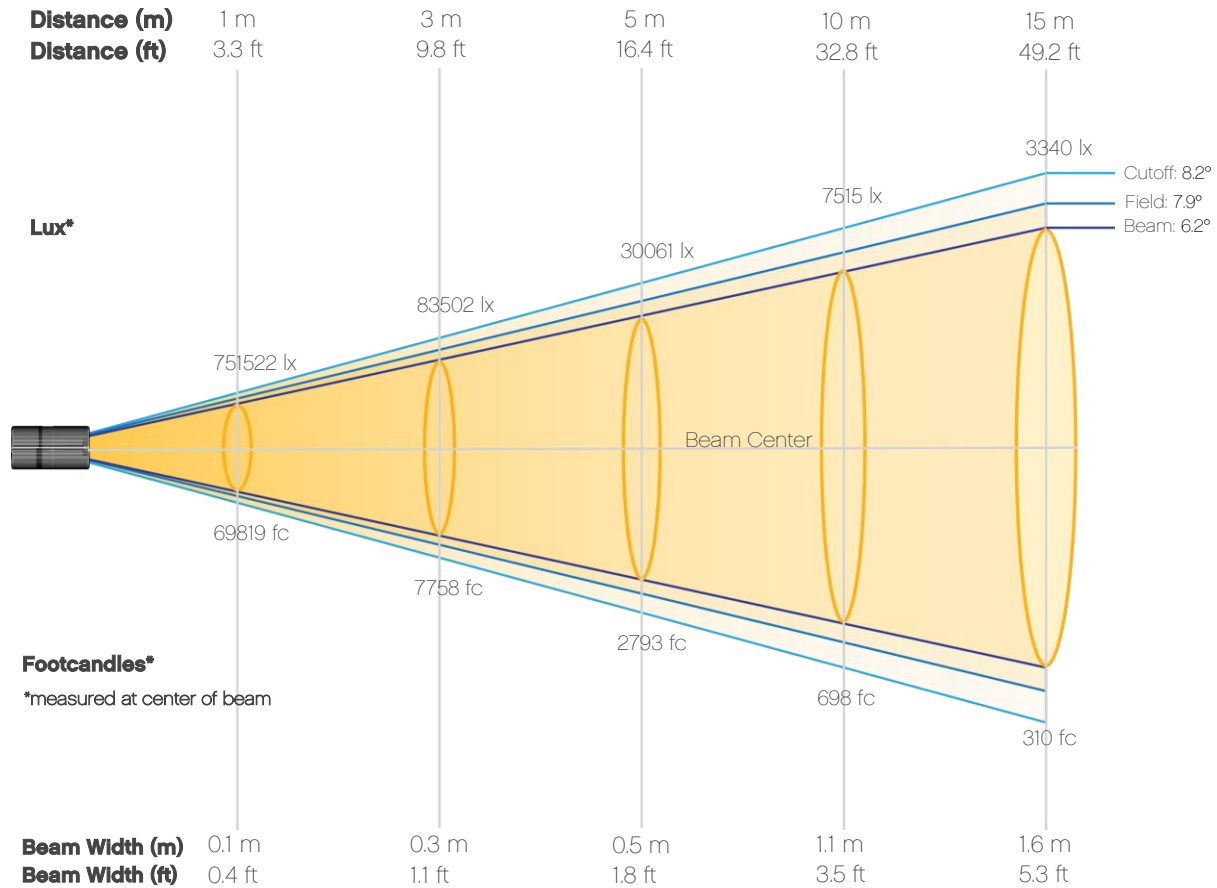
3082 K



Photometric & Chromaticity Report

Ovation Rêve E-3 IP: 5deg Lens - 3200K

Beam Details

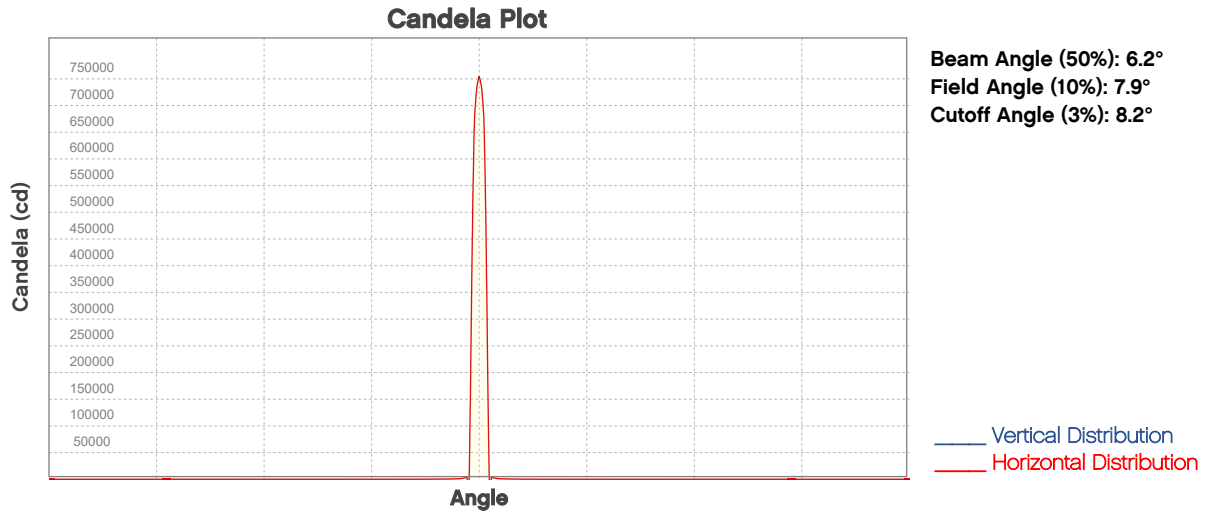


Beam Intensities from 1-20m (3.3-65.6ft)

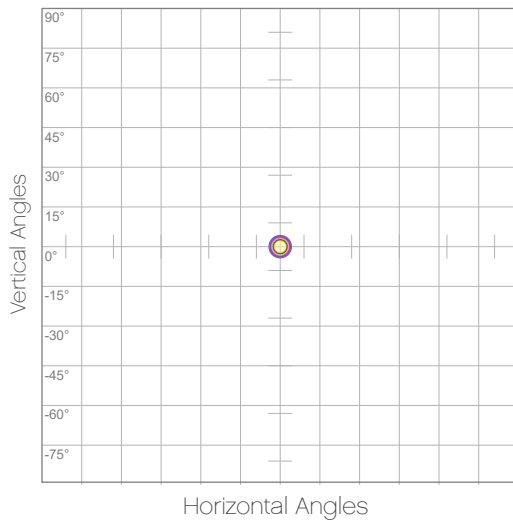
Distance	1m	2m	3m	4m	5m	6m	7m	8m	9m	10m
Lux	751522	187880	83502	46970	30061	20876	15337	11743	9278	7515
Distance	11m	12m	13m	14m	15m	16m	17m	18m	19m	20m
Lux	6211	5219	4447	3834	3340	2936	2600	2320	2082	1879
Distance	3.3ft	6.6ft	9.8ft	13.1ft	16.4ft	19.7ft	23ft	26.2ft	29.5ft	32.8ft
FC	69819	17455	7758	4364	2793	1939	1425	1091	862	698
Distance	36.1ft	39.4ft	42.7ft	45.9ft	49.2ft	52.5ft	55.8ft	59.1ft	62.3ft	65.6ft
FC	577	485	413	356	310	273	242	215	193	175

Photometric & Chromaticity Report

Ovation Rêve E-3 IP: 5deg Lens - 3200K



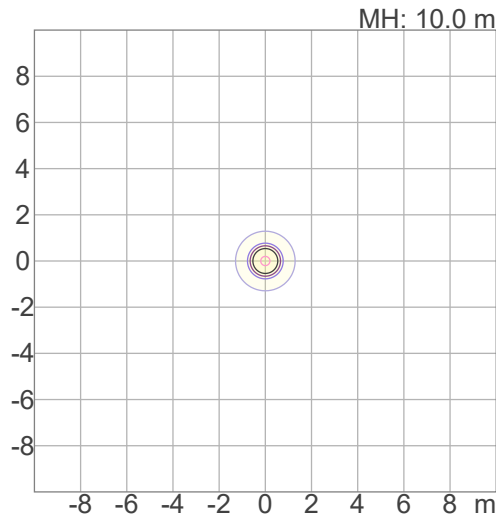
ISO Diagrams



ISO Candela Diagram

10%	75152 cd
20%	150304 cd
30%	225456 cd
40%	300609 cd
50%	375761 cd
60%	450913 cd
70%	526065 cd
80%	601217 cd
90%	676369 cd

Conditions:
 Number of c-planes: 2
 Candela at center: 751522 cd



ISO Lux Diagram

3%	225 lx
5%	376 lx
10%	752 lx
30%	2255 lx
50%	3758 lx

Conditions:
 Number of c-planes: 2
 Candela at center: 7515 lx

Lux distribution on a surface when lamp is mounted at 10 meters from the surface.

Mounting height: 10 meters / 33 feet

Chauvet Professional – www.chauvetprofessional.com

© 2022 Chauvet & Sons, LLC. All rights reserved

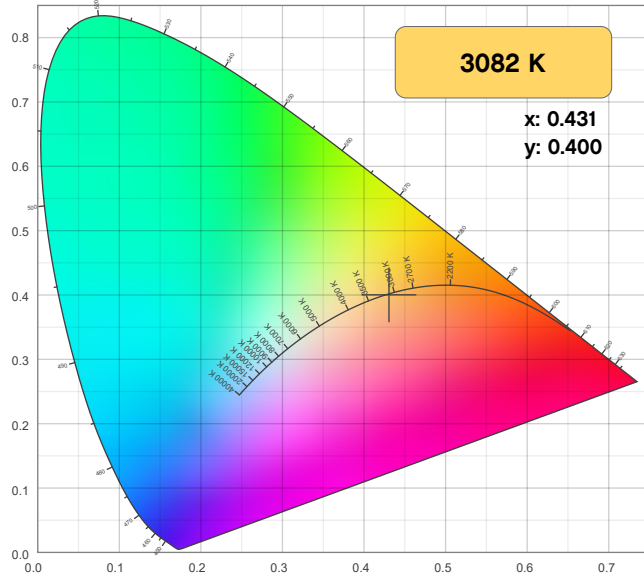
All product specifications, measurements and dimensions are subject to change without notice

Photometric & Chromaticity Report

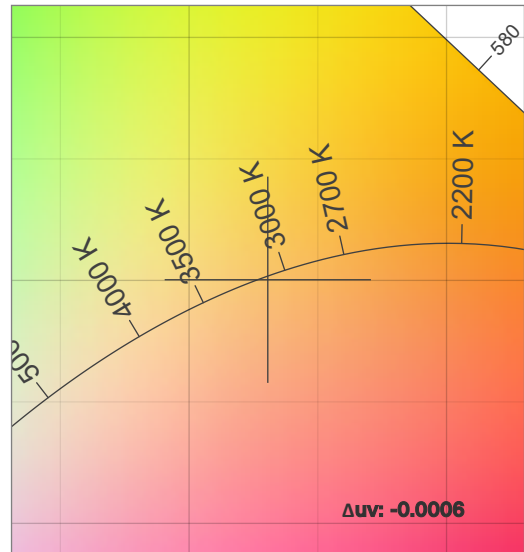
Ovation Rêve E-3 IP: 5deg Lens - 3200K

Chromaticity

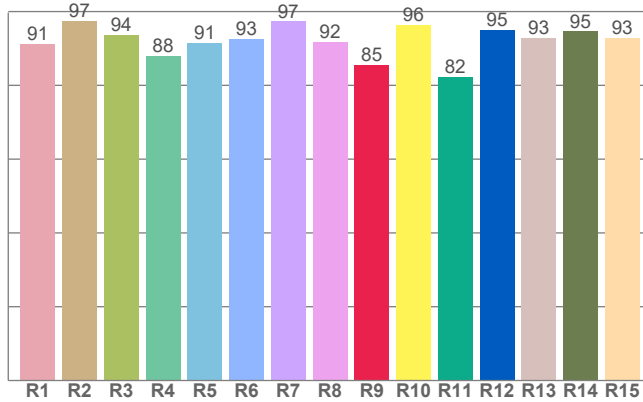
CIE 1931



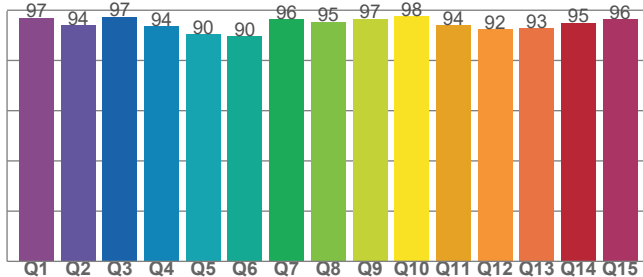
CIE 1931 - Zoom



CRI: 92.9 (R1-R8)



CQS: 93.9



Color Parameters

Color Temperature	Color Coordinate CIE 1931	Color Coordinate CIE 1931
CCT	x	y
3082 K	0.431	0.400

Color Deviation from Black Body Curve	Color Coordinate CIE 1964	Color Coordinate CIE 1964
Δuv	y	u
-0.0006	0.400	0.248

Color Rendering Index	Red Component	Color Quality Scale
CRI	CRI - R9	CQS
92.9	85.5	93.9

Television Lighting Consistency Index	Color Fidelity	Color Gamut
TLCI	TM30 - Rf	TM30 Rg
88	93.6	104.4

Photometric & Chromaticity Report

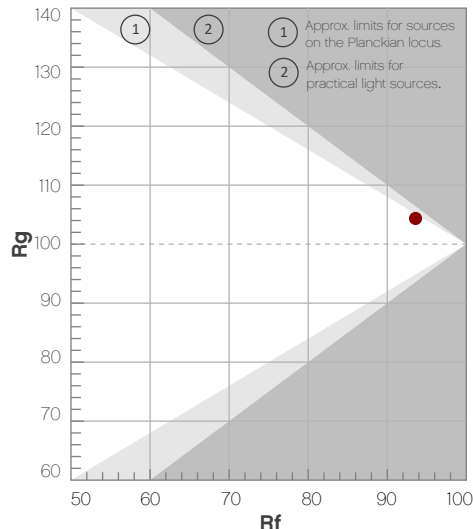
Ovation Rêve E-3 IP: 5deg Lens - 3200K

TM-30 Details

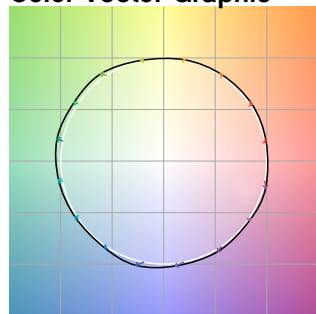
Rf 93.6
Fidelity Index
(R_f)

Rg 104.4
Gammut Index
(R_g)

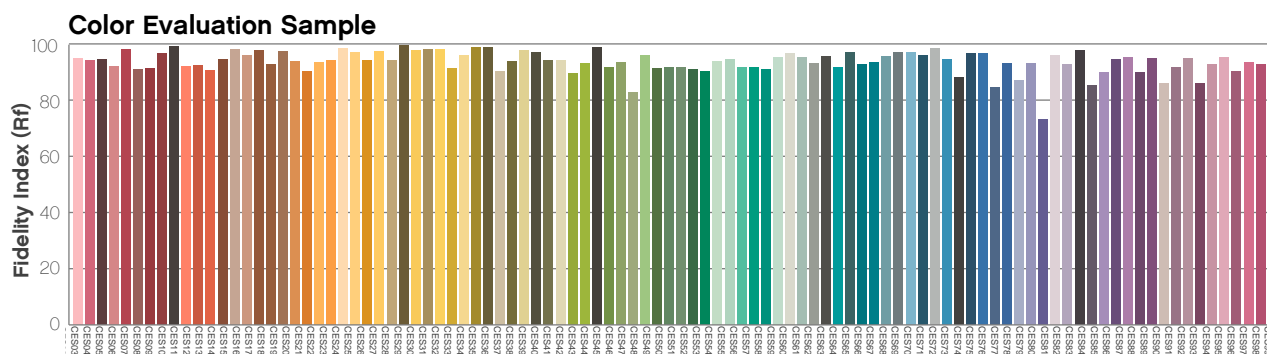
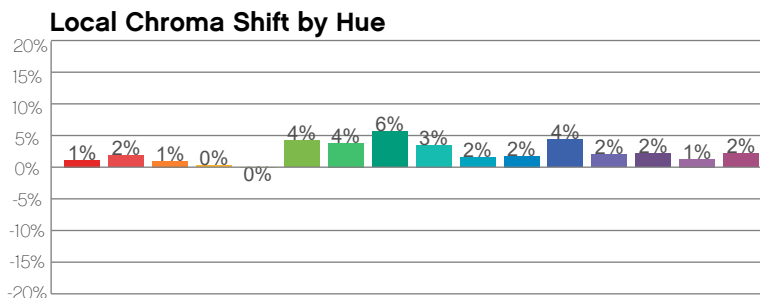
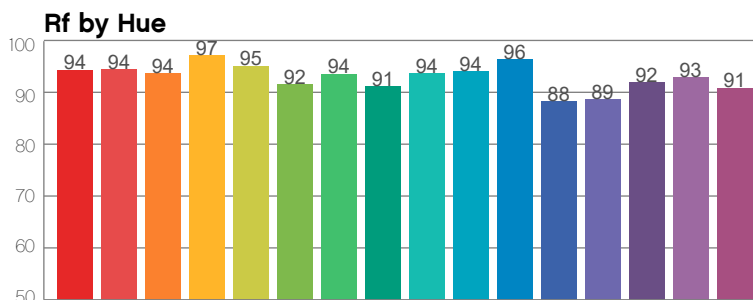
		Graphic shifts (%)		
Hue Bin	R _f	Chroma	Hue	
1	94	1%	-1%	
2	94	2%	-2%	
3	94	1%	-1%	
4	97	0%	-1%	
5	95	0%	3%	
6	92	4%	4%	
7	94	4%	1%	
8	91	6%	-1%	
9	94	3%	-2%	
10	94	2%	-3%	
11	96	2%	-1%	
12	88	4%	-7%	
13	89	2%	-9%	
14	92	2%	-5%	
15	93	1%	-2%	
16	91	2%	-6%	



Color Vector Graphic



Color Distortion Graphic



Photometric & Chromaticity Report

Ovation Rêve E-3 IP: 5deg Lens - 4000K

Report Summary

Measurements

Fixture Output: 8870 lm
Fixture Peak: 813557 cd
Fixture Efficacy: 25 lm/W
Intensity @ 5m: 32542 lux
Color Temperature: 4045 K
CRI: 95.1 CRI R9 Value: 89.8
CQS: 96.2
TLCI: 91
TM-30 Rf: 94.3
TM-30 Rg: 103.5
Beam Angle (50%): 6.6°
Field Angle (10%): 7.8°
Cutoff Angle (3%): 8.2°

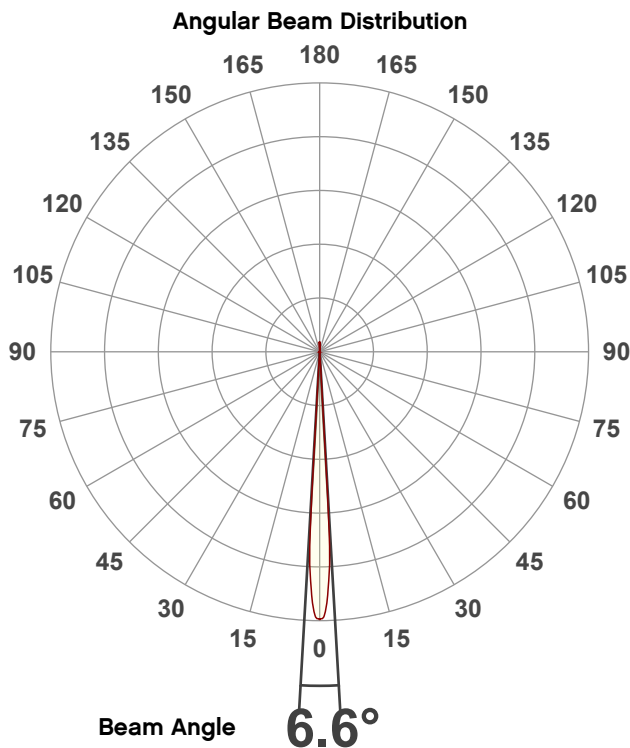


Conditions

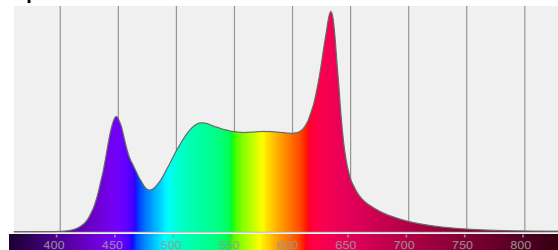
AC Supply: 118 V, 60 Hz
Power: 361.39 W
Current: 3.06 A
Power Factor: 0.99

This data sheet conforms to American National Standard E1.9 - 2007 (R2017). All data was measured and calculated by a Viso Systems LabSpion Goniometer at the Chauvet PD Optics Laboratory in Sunrise, FL on 8/1/2022 to LM-63-2002 Standards.

Overall Measurement




Spectral Distribution



Tested Color (CIE 1931):

X: 0.380
Y: 0.380



Light Quality

CRI: 95.1

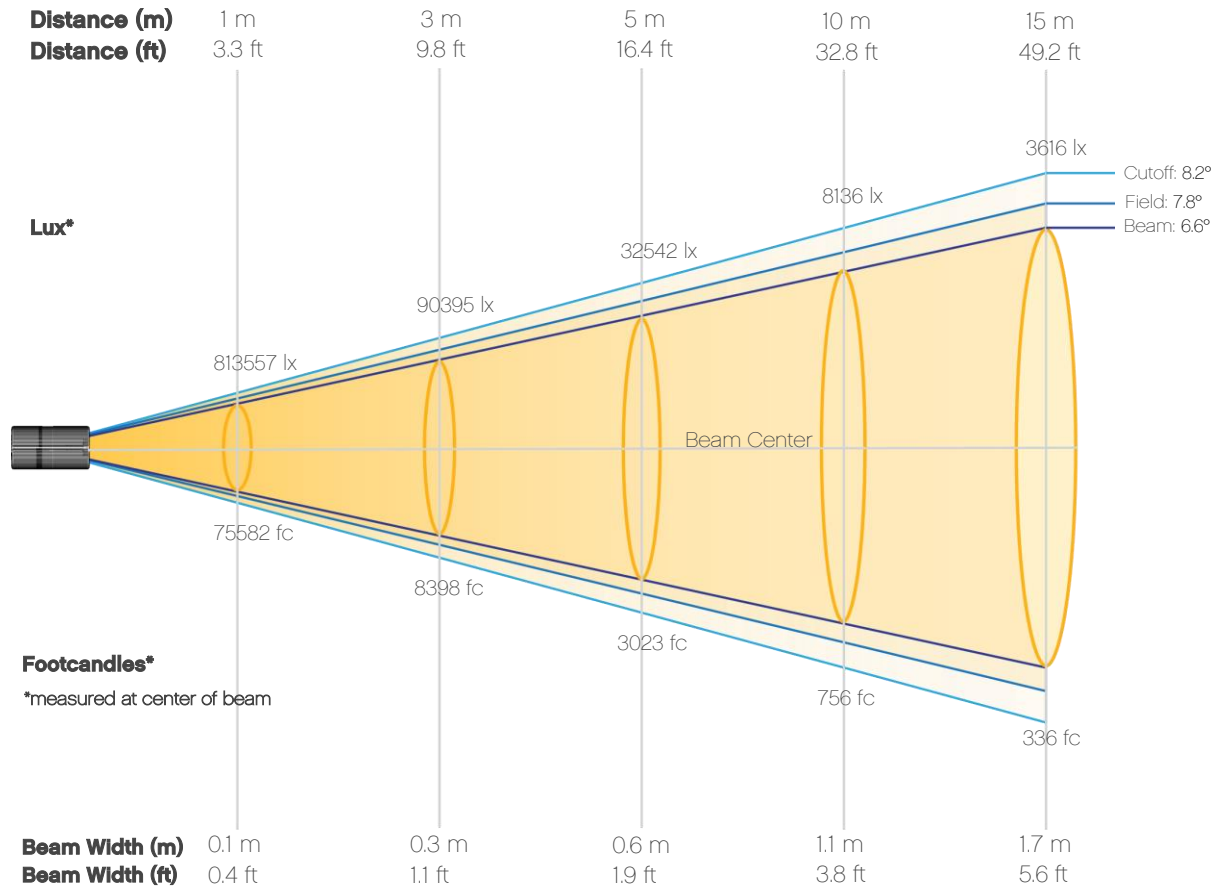
Color Temperature

4045 K

Photometric & Chromaticity Report

Ovation Rêve E-3 IP: 5deg Lens - 4000K

Beam Details

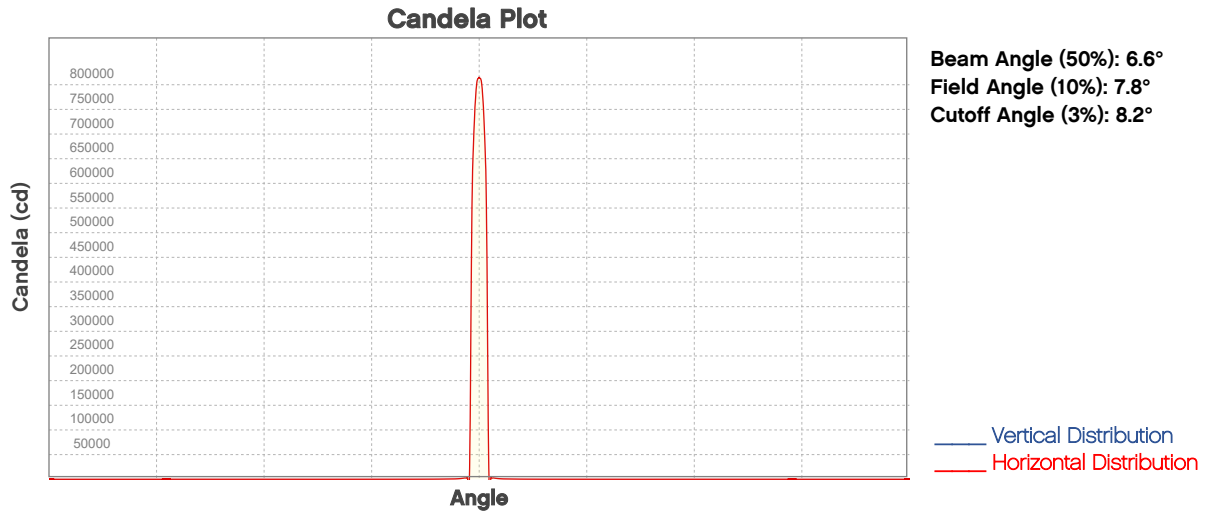


Beam Intensities from 1-20m (3.3-65.6ft)

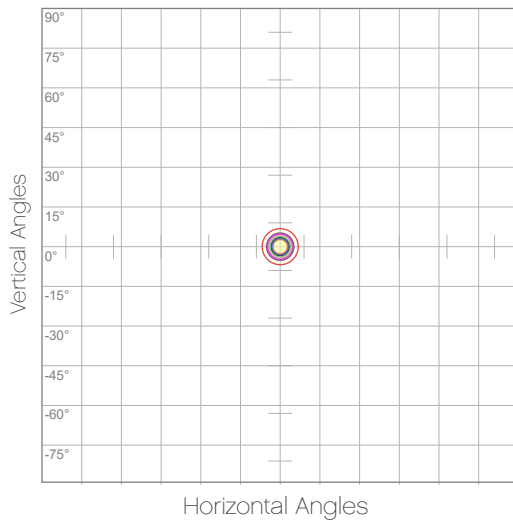
Distance	1m	2m	3m	4m	5m	6m	7m	8m	9m	10m
Lux	813557	203389	90395	50847	32542	22599	16603	12712	10044	8136
Distance	11m	12m	13m	14m	15m	16m	17m	18m	19m	20m
Lux	6724	5650	4814	4151	3616	3178	2815	2511	2254	2034
Distance	3.3ft	6.6ft	9.8ft	13.1ft	16.4ft	19.7ft	23ft	26.2ft	29.5ft	32.8ft
FC	75582	18895	8398	4724	3023	2099	1542	1181	933	756
Distance	36.1ft	39.4ft	42.7ft	45.9ft	49.2ft	52.5ft	55.8ft	59.1ft	62.3ft	65.6ft
FC	625	525	447	386	336	295	262	233	209	189

Photometric & Chromaticity Report

Ovation Rêve E-3 IP: 5deg Lens - 4000K



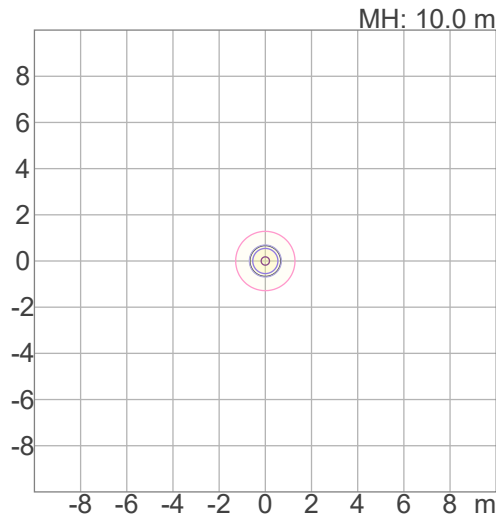
ISO Diagrams



ISO Candela Diagram

10%	81356 cd
20%	162711 cd
30%	244067 cd
40%	325423 cd
50%	406779 cd
60%	488134 cd
70%	569490 cd
80%	650846 cd
90%	732201 cd

Conditions:
 Number of c-planes: 2
 Candela at center: 813557 cd



ISO Lux Diagram

3%	244 lx
5%	407 lx
10%	814 lx
30%	2441 lx
50%	4068 lx

Conditions:
 Number of c-planes: 2
 Candela at center: 8136 lx

Lux distribution on a surface when lamp is mounted at 10 meters from the surface.

Mounting height: 10 meters / 33 feet

Chauvet Professional – www.chauvetprofessional.com

© 2022 Chauvet & Sons, LLC. All rights reserved

All product specifications, measurements and dimensions are subject to change without notice

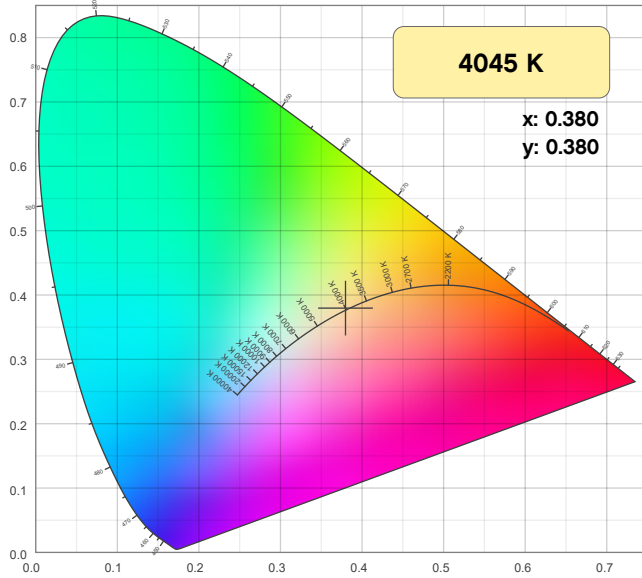


Photometric & Chromaticity Report

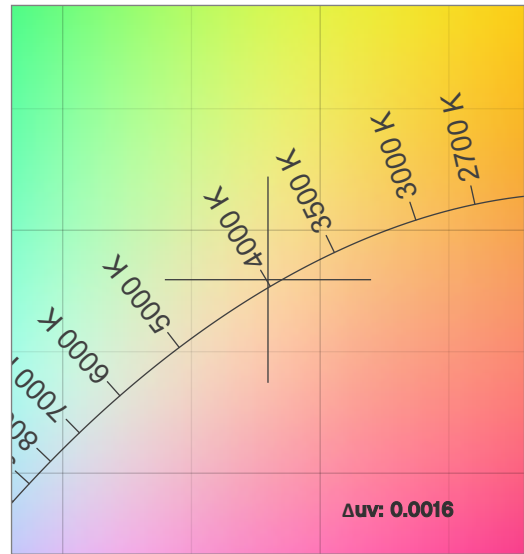
Ovation Rêve E-3 IP: 5deg Lens - 4000K

Chromaticity

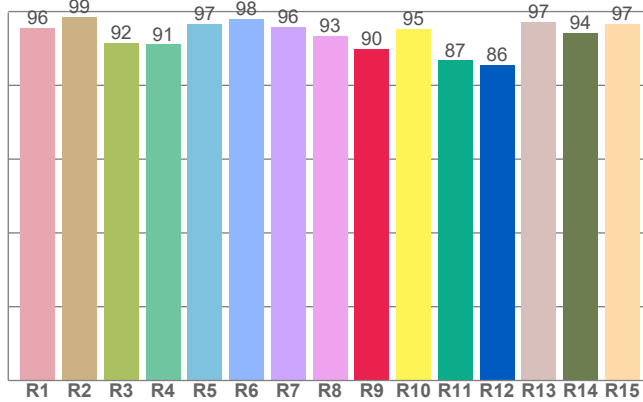
CIE 1931



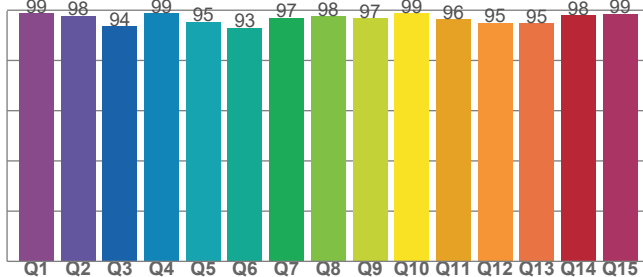
CIE 1931 - Zoom



CRI: 95.1 (R1-R8)



CQS: 96.2



Color Parameters

Color Temperature	Color Coordinate CIE 1931	Color Coordinate CIE 1931
CCT	x	y
4045 K	0.380	0.380

Color Deviation from Black Body Curve	Color Coordinate CIE 1964	Color Coordinate CIE 1964
Δuv	y	u
0.0016	0.380	0.223

Color Rendering Index	Red Component	Color Quality Scale
CRI	CRI - R9	CQS
95.1	89.8	96.2

Television Lighting Consistency Index	Color Fidelity	Color Gamut
TLCI	TM30 - Rf	TM30 Rg
91	94.3	103.5

Photometric & Chromaticity Report

Ovation Rêve E-3 IP: 5deg Lens - 4000K

TM-30 Details

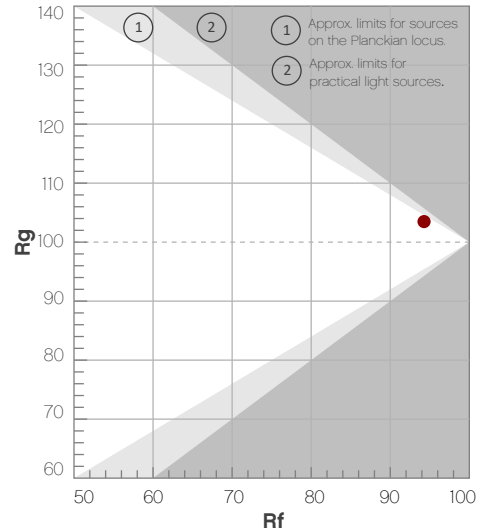
Rf 94.3

Fidelity Index
(R_f)

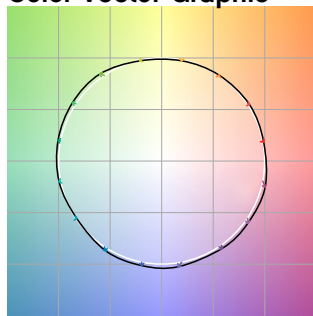
Rg 103.5

Gammut Index
(R_g)

Hue Bin	R _f	Graphic shifts (%)	
		Chroma	Hue
1	95	1%	-1%
2	96	1%	-2%
3	96	0%	0%
4	98	-1%	0%
5	94	-1%	2%
6	93	3%	3%
7	94	3%	1%
8	94	2%	0%
9	96	1%	0%
10	97	-1%	1%
11	93	3%	4%
12	91	3%	1%
13	92	4%	-4%
14	95	3%	2%
15	92	3%	-4%
16	90	3%	-5%



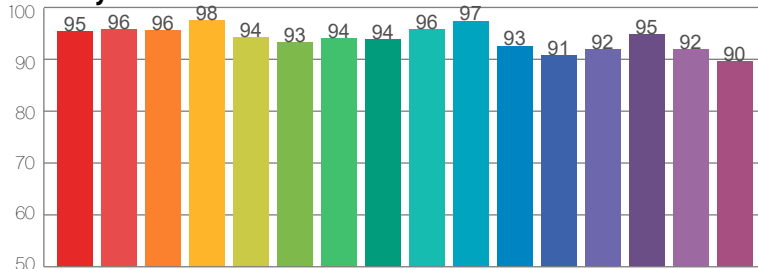
Color Vector Graphic



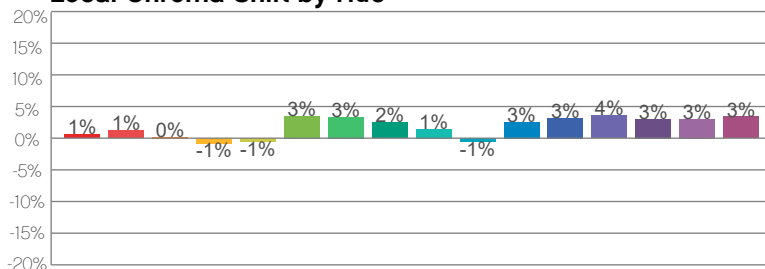
Color Distortion Graphic



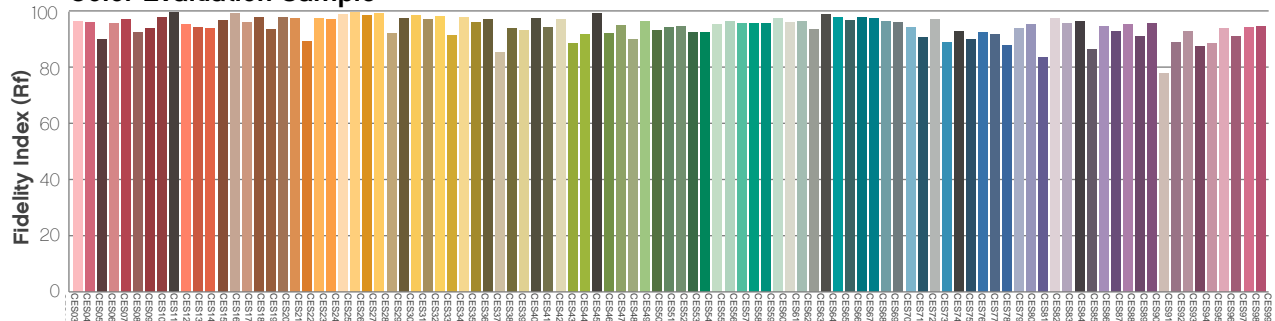
R_f by Hue



Local Chroma Shift by Hue



Color Evaluation Sample



Photometric & Chromaticity Report

Ovation Rêve E-3 IP: 5deg Lens - 5600K

Report Summary

Measurements

Fixture Output: 8456 lm
Fixture Peak: 778485 cd
Fixture Efficacy: 24 lm/W
Intensity @ 5m: 31139 lux
Color Temperature: 5637 K
CRI: 94.4 CRI R9 Value: 98.0
CQS: 94.5
TLCI: 94
TM-30 Rf: 92.6
TM-30 Rg: 104.4
Beam Angle (50%): 6.4°
Field Angle (10%): 7.7°
Cutoff Angle (3%): 9.3°

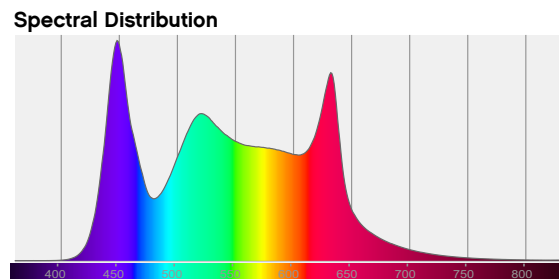
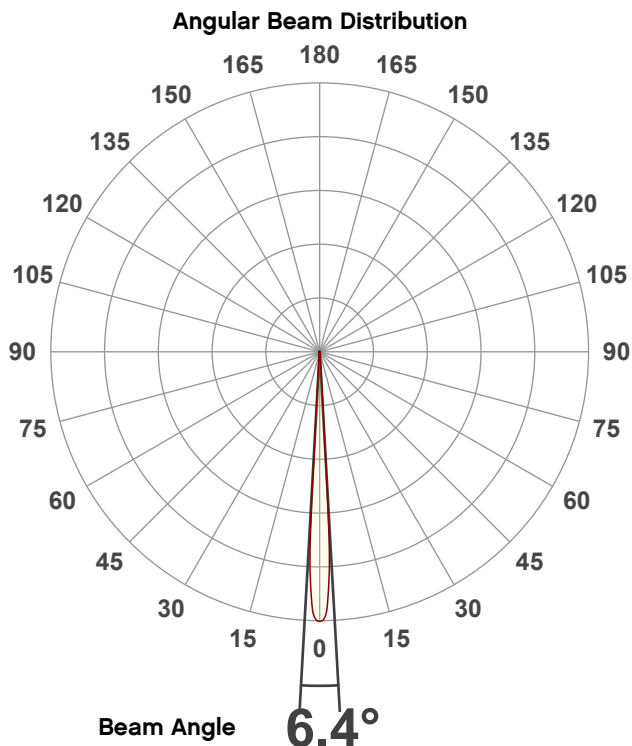


Conditions

AC Supply: 118 V, 60 Hz
Power: 359.31 W
Current: 3.04 A
Power Factor: 0.99

This data sheet conforms to American National Standard E1.9 – 2007 (R2017). All data was measured and calculated by a Viso Systems LabSpion Goniometer at the Chauvet PD Optics Laboratory in Sunrise, FL on 8/1/2022 to LM-63-2002 Standards.


Overall Measurement



Tested Color (CIE 1931):

X: 0.330

Y: 0.340



Light Quality

CRI: 94.4

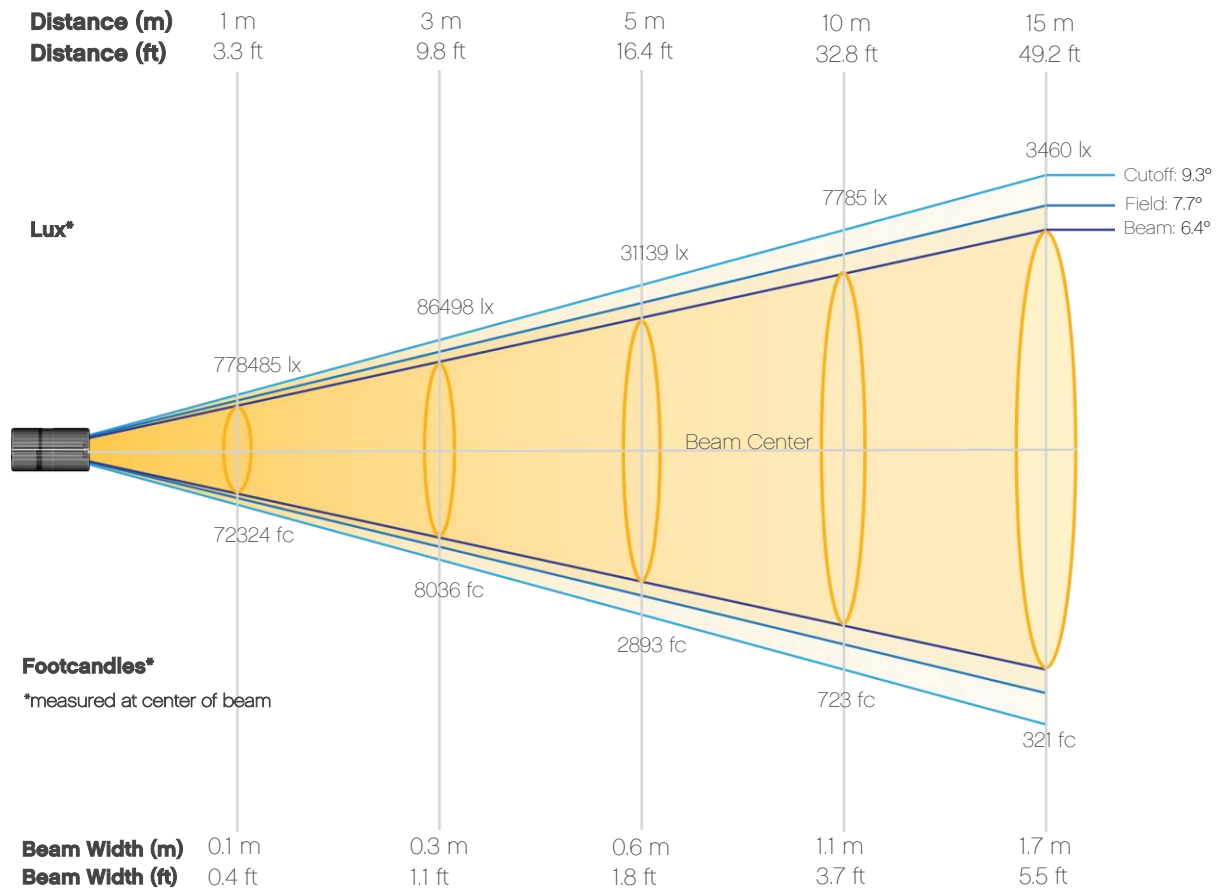
Color Temperature

5637 K

Photometric & Chromaticity Report

Ovation Rêve E-3 IP: 5deg Lens - 5600K

Beam Details

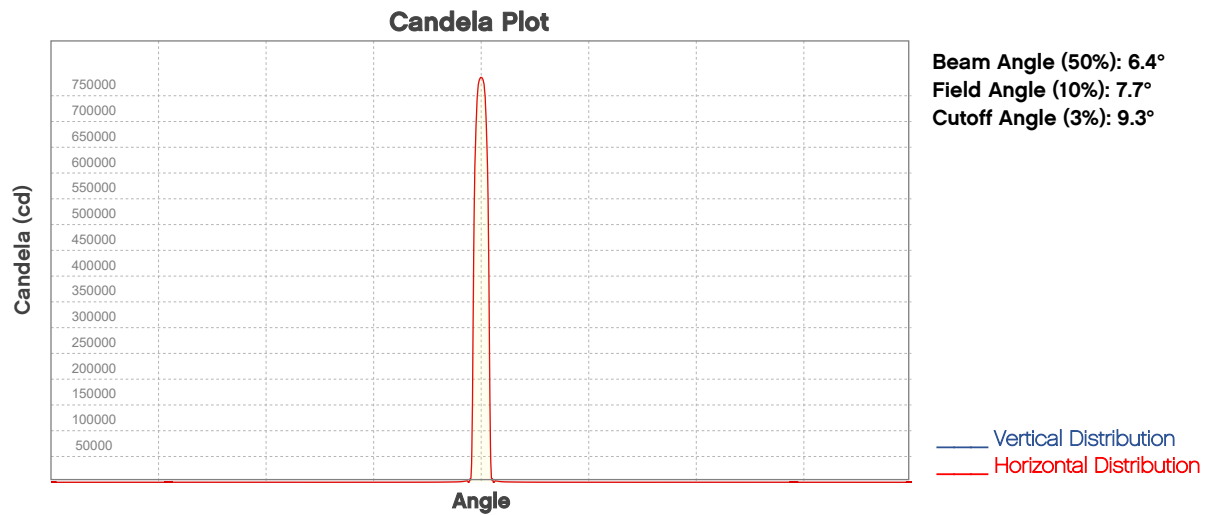


Beam Intensities from 1-20m (3.3-65.6ft)

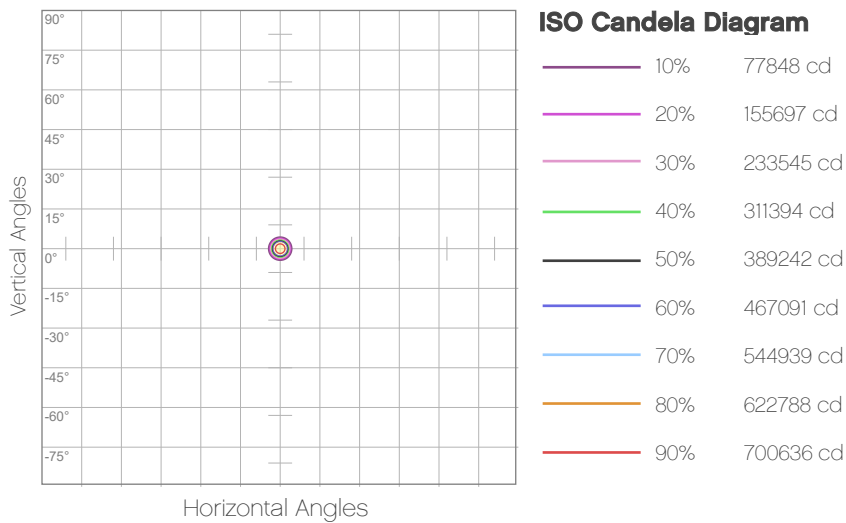
Distance	1m	2m	3m	4m	5m	6m	7m	8m	9m	10m
Lux	778485	194621	86498	48655	31139	21625	15887	12164	9611	7785
Distance	11m	12m	13m	14m	15m	16m	17m	18m	19m	20m
Lux	6434	5406	4606	3972	3460	3041	2694	2403	2156	1946
Distance	3.3ft	6.6ft	9.8ft	13.1ft	16.4ft	19.7ft	23ft	26.2ft	29.5ft	32.8ft
FC	72324	18081	8036	4520	2893	2009	1476	1130	893	723
Distance	36.1ft	39.4ft	42.7ft	45.9ft	49.2ft	52.5ft	55.8ft	59.1ft	62.3ft	65.6ft
FC	598	502	428	369	321	283	250	223	200	181

Photometric & Chromaticity Report

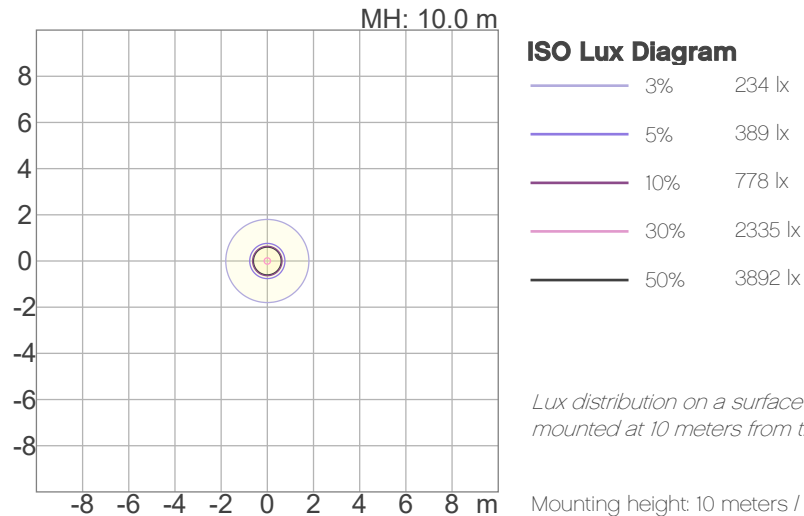
Ovation Rêve E-3 IP: 5deg Lens - 5600K



ISO Diagrams



Conditions:
 Number of c-planes: 2
 Candela at center: 778485 cd



Conditions:
 Number of c-planes: 2
 Candela at center: 7785 lx

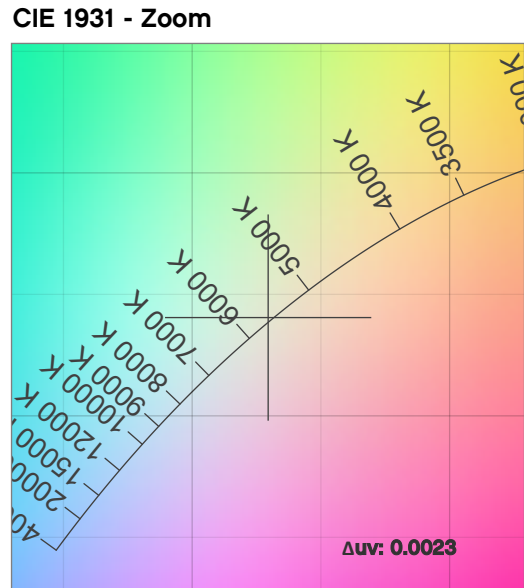
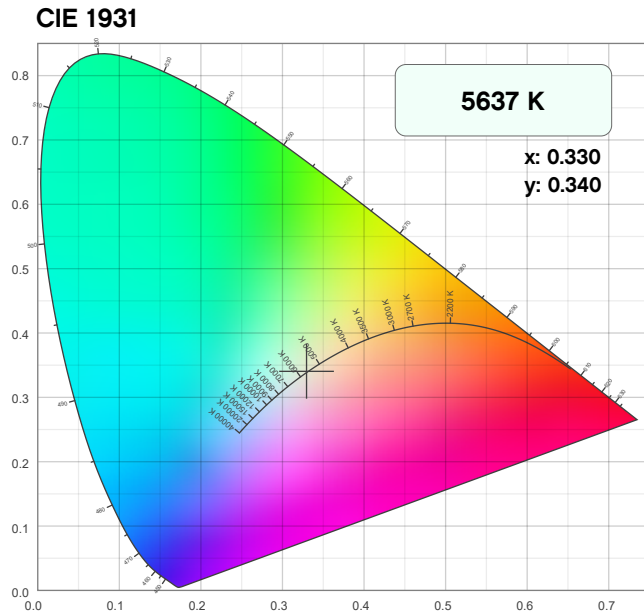
Lux distribution on a surface when lamp is mounted at 10 meters from the surface.

Mounting height: 10 meters / 33 feet

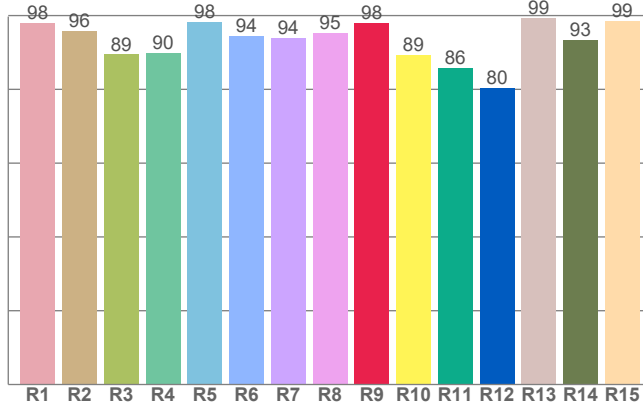
Photometric & Chromaticity Report

Ovation Rêve E-3 IP: 5deg Lens - 5600K

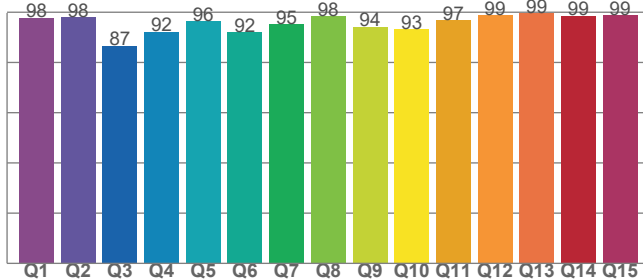
Chromaticity



CRI: 94.4 (R1-R8)



CQS: 94.5



Color Parameters

Color Temperature	Color Coordinate CIE 1931	Color Coordinate CIE 1931
CCT	x	y
5637 K	0.330	0.340

Color Deviation from Black Body Curve	Color Coordinate CIE 1964	Color Coordinate CIE 1964
Δuv	y	u
0.0023	0.340	0.205

Color Rendering Index	Red Component	Color Quality Scale
CRI	CRI - R9	CQS
94.4	98.0	94.5

Television Lighting Consistency Index	Color Fidelity	Color Gamut
TLCI	TM30 - Rf	TM30 Rg
94	92.6	104.4

Photometric & Chromaticity Report

Ovation Rêve E-3 IP: 5deg Lens - 5600K

TM-30 Details

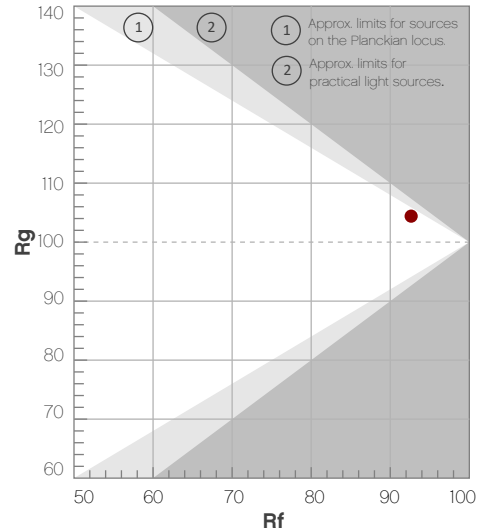
Rf 92.6

Fidelity Index
(R_f)

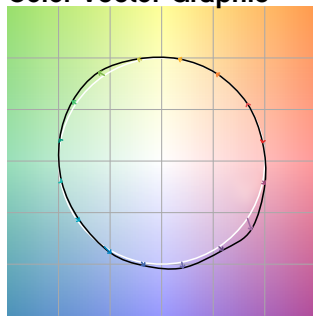
Rg 104.4

Gammut Index
(R_g)

Hue Bin	R _f	Graphic shifts (%)	
		Chroma	Hue
1	95	-1%	-1%
2	98	0%	0%
3	94	0%	3%
4	94	0%	3%
5	91	2%	3%
6	91	6%	3%
7	94	4%	0%
8	95	1%	-1%
9	96	-1%	1%
10	93	-2%	4%
11	86	2%	8%
12	93	3%	4%
13	93	6%	0%
14	91	5%	1%
15	87	9%	-7%
16	94	3%	-2%



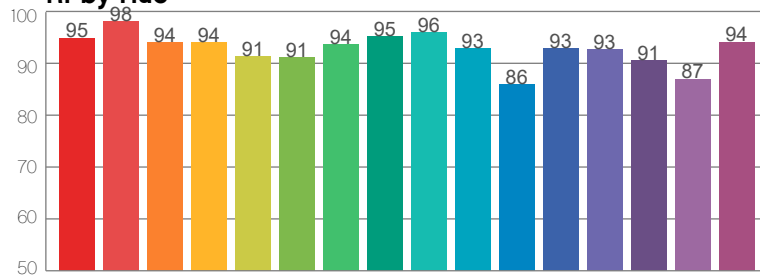
Color Vector Graphic



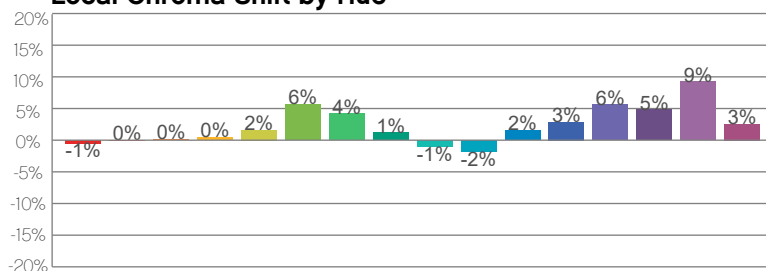
Color Distortion Graphic



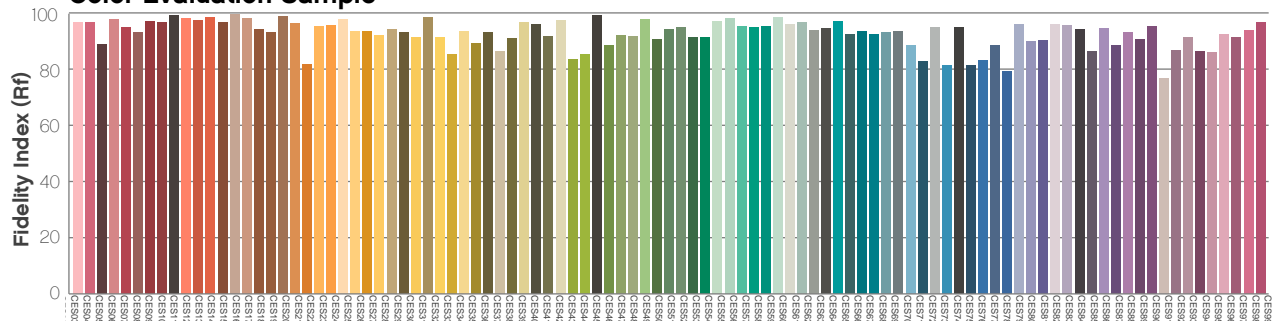
R_f by Hue



Local Chroma Shift by Hue



Color Evaluation Sample



Photometric & Chromaticity Report

Ovation Rêve E-3 IP: 10deg Lens - Full Power

Report Summary

Measurements

Fixture Output: 11092 lm
Fixture Peak: 377707 cd
Fixture Efficacy: 30 lm/W
Intensity @ 5m: 15108 lux
Color Temperature: 6702 K
CRI: 89.7 CRI R9 Value: 61.6
CQS: 93.9
TLCI: 93
TM-30 Rf: 91.2
TM-30 Rg: 107.1
Beam Angle (50%): 11.1°
Field Angle (10%): 12.8°
Cutoff Angle (3%): 13.9°

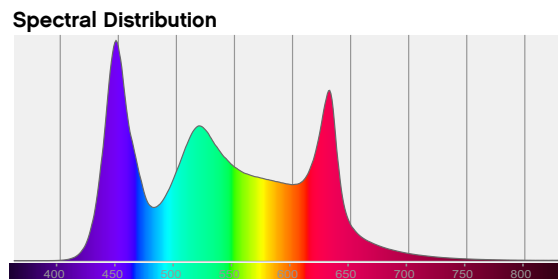
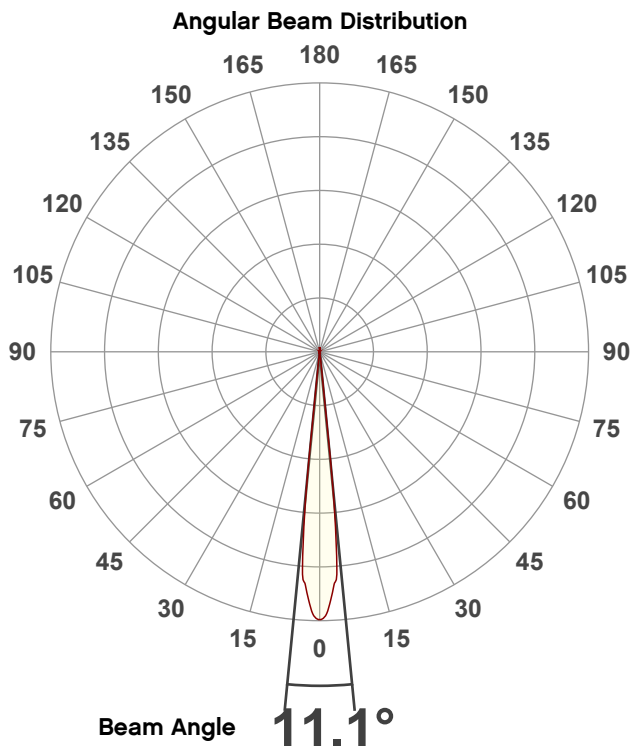


Conditions

AC Supply: 118 V, 60 Hz
Power: 375.56 W
Current: 3.19 A
Power Factor: 0.99

This data sheet conforms to American National Standard E1.9 – 2007 (R2017). All data was measured and calculated by a Viso Systems LabSpion Goniometer at the Chauvet PD Optics Laboratory in Sunrise, FL on 8/1/2022 to LM-63-2002 Standards.


Overall Measurement



Tested Color (CIE 1931):

X: 0.311

Y: 0.320



Light Quality

CRI: 89.7

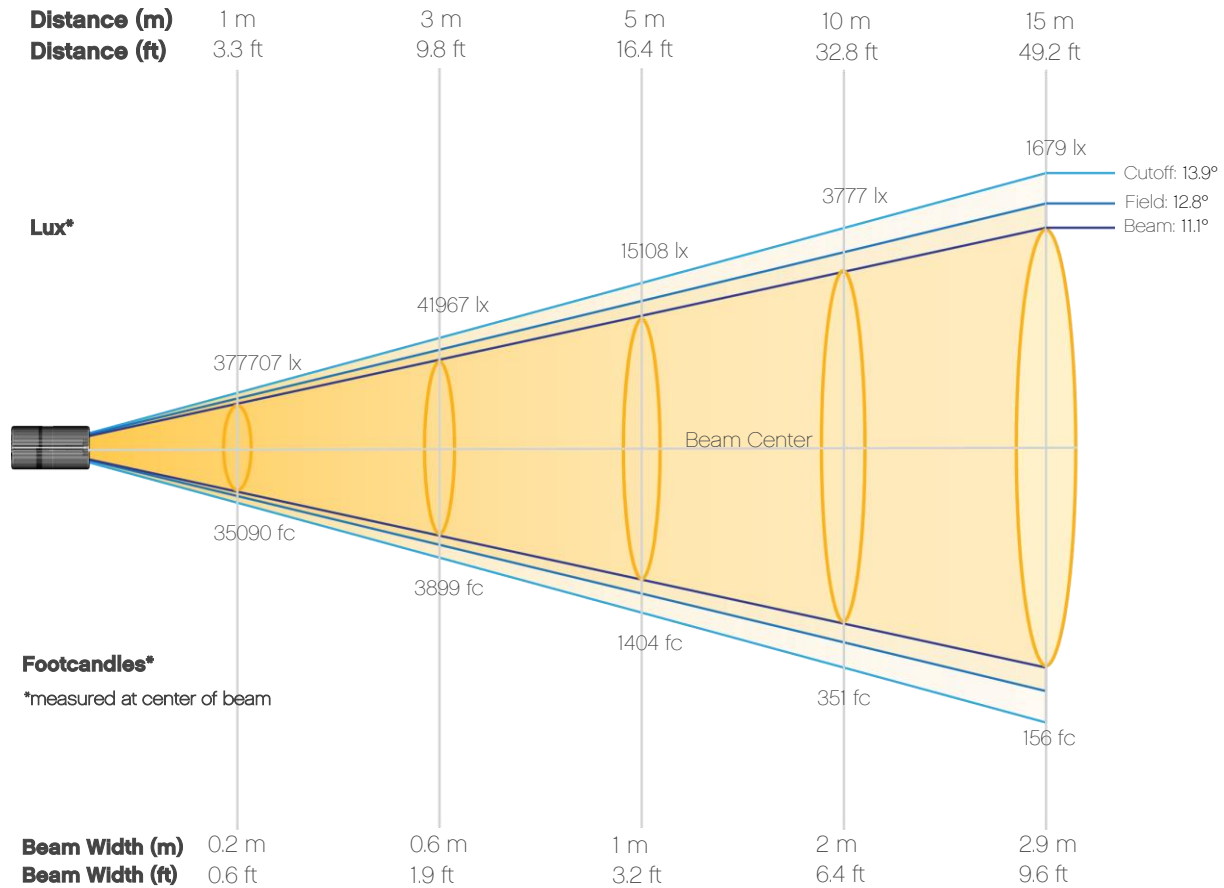
Color Temperature

6702 K

Photometric & Chromaticity Report

Ovation Rêve E-3 IP: 10deg Lens - Full Power

Beam Details

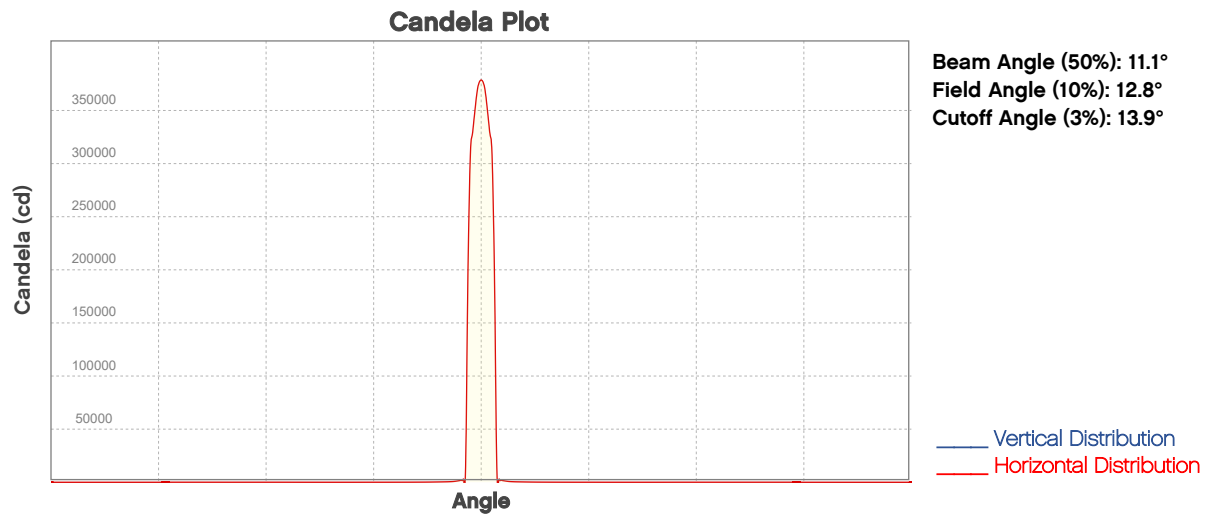


Beam Intensities from 1-20m (3.3-65.6ft)

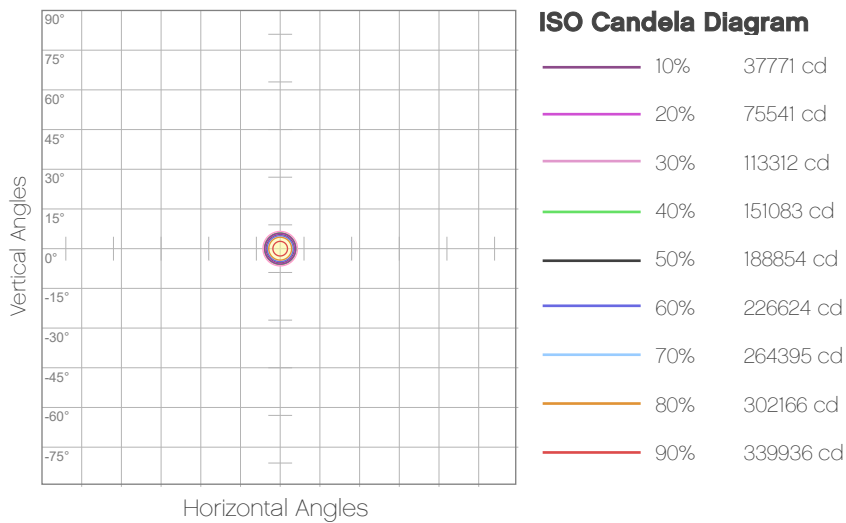
Distance	1m	2m	3m	4m	5m	6m	7m	8m	9m	10m
Lux	377707	94427	41967	23607	15108	10492	7708	5902	4663	3777
Distance	11m	12m	13m	14m	15m	16m	17m	18m	19m	20m
Lux	3122	2623	2235	1927	1679	1475	1307	1166	1046	944
Distance	3.3ft	6.6ft	9.8ft	13.1ft	16.4ft	19.7ft	23ft	26.2ft	29.5ft	32.8ft
FC	35090	8773	3899	2193	1404	975	716	548	433	351
Distance	36.1ft	39.4ft	42.7ft	45.9ft	49.2ft	52.5ft	55.8ft	59.1ft	62.3ft	65.6ft
FC	290	244	208	179	156	137	121	108	97	88

Photometric & Chromaticity Report

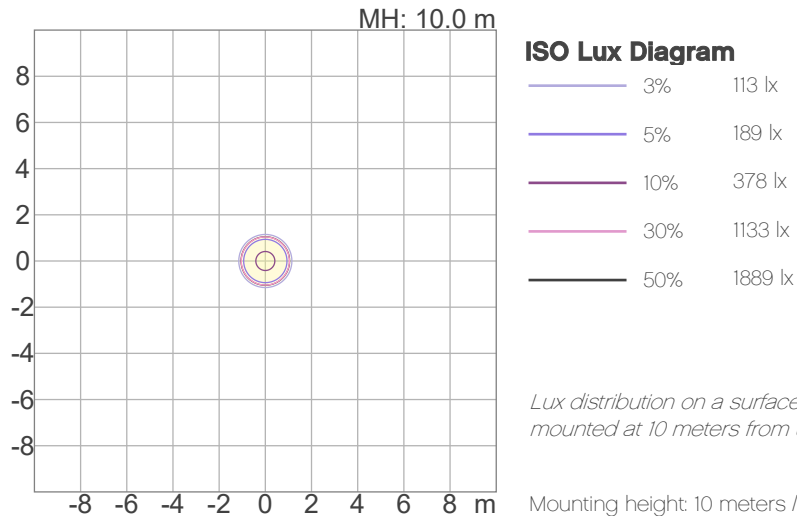
Ovation Rêve E-3 IP: 10deg Lens - Full Power



ISO Diagrams



Conditions:
 Number of c-planes: 2
 Candela at center: 377707 cd



Conditions:
 Number of c-planes: 2
 Candela at center: 3777 lx

Lux distribution on a surface when lamp is mounted at 10 meters from the surface.

Mounting height: 10 meters / 33 feet

Chauvet Professional – www.chauvetprofessional.com

© 2022 Chauvet & Sons, LLC. All rights reserved

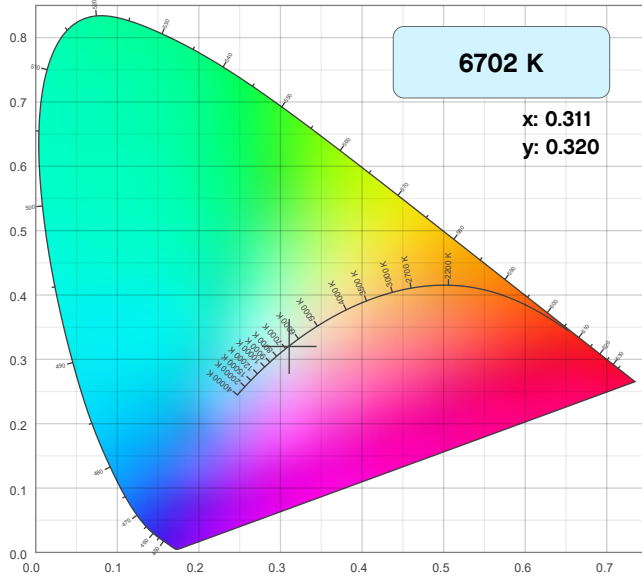
All product specifications, measurements and dimensions are subject to change without notice

Photometric & Chromaticity Report

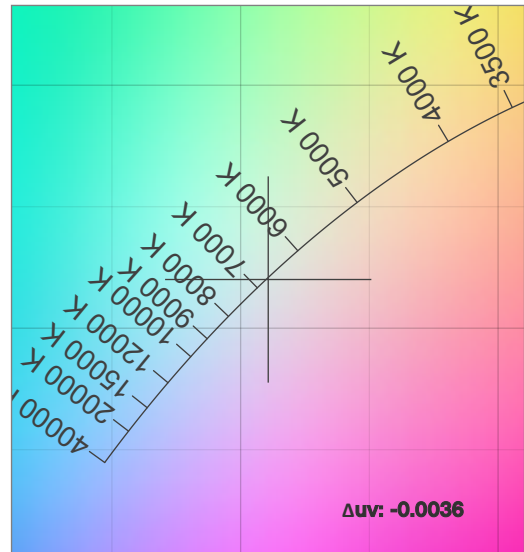
Ovation Rêve E-3 IP: 10deg Lens - Full Power

Chromaticity

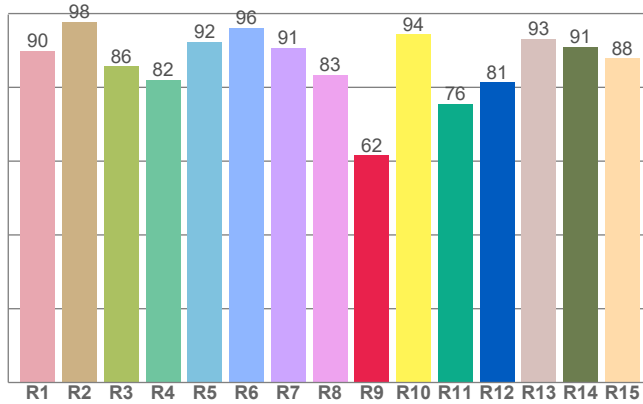
CIE 1931



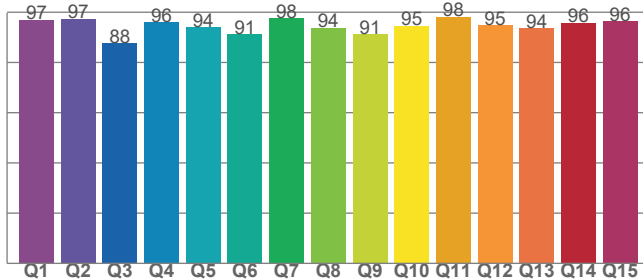
CIE 1931 - Zoom



CRI: 89.7 (R1-R8)



CQS: 93.9



Color Parameters

Color Temperature	Color Coordinate CIE 1931	Color Coordinate CIE 1931
CCT	x	y
6702 K	0.311	0.320

Color Deviation from Black Body Curve	Color Coordinate CIE 1964	Color Coordinate CIE 1964
Δuv	y	u
-0.0036	0.320	0.200

Color Rendering Index	Red Component	Color Quality Scale
CRI	CRI - R9	CQS
89.7	61.6	93.9

Television Lighting Consistency Index	Color Fidelity	Color Gamut
TLCI	TM30 - Rf	TM30 Rg
93	91.2	107.1

Photometric & Chromaticity Report

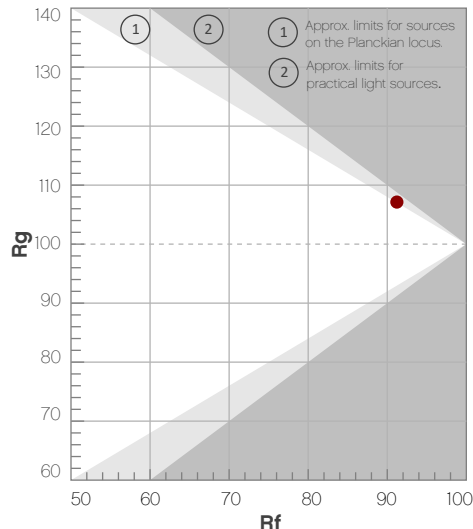
Ovation Rêve E-3 IP: 10deg Lens - Full Power

TM-30 Details

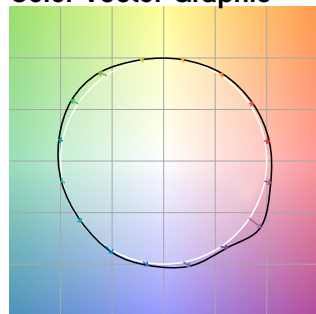
Rf 91.2
Fidelity Index
(R_f)

Rg 107.1
Gammut Index
(R_g)

Hue Bin	R _f	Graphic shifts (%)	
		Chroma	Hue
1	90	4%	-1%
2	93	3%	-2%
3	95	2%	0%
4	96	0%	2%
5	91	1%	3%
6	90	6%	4%
7	89	7%	1%
8	92	4%	0%
9	95	1%	0%
10	93	-1%	4%
11	86	1%	8%
12	92	2%	5%
13	91	5%	5%
14	89	4%	5%
15	85	14%	-1%
16	89	6%	0%



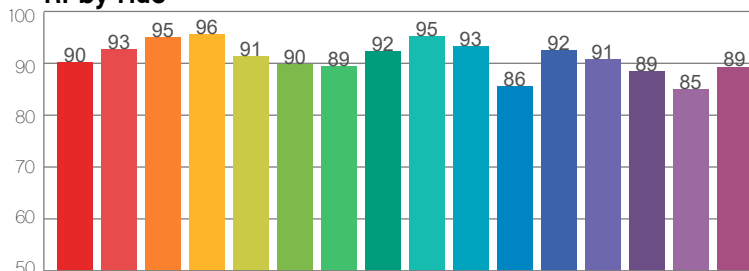
Color Vector Graphic



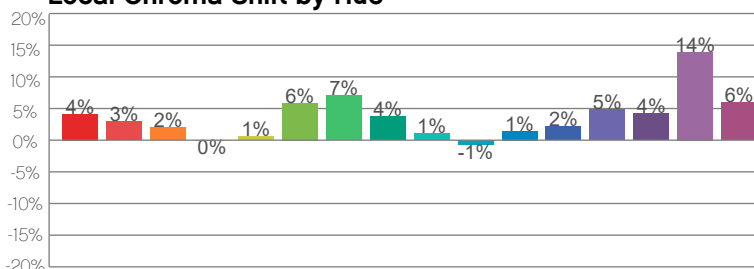
Color Distortion Graphic



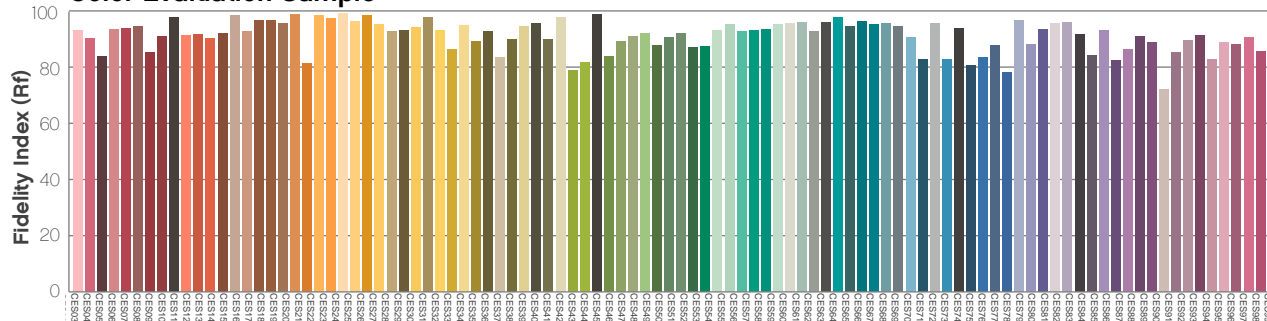
R_f by Hue



Local Chroma Shift by Hue



Color Evaluation Sample



Photometric & Chromaticity Report

Ovation Rêve E-3 IP: 10deg Lens - 3200K

Report Summary

Measurements

Fixture Output: 10373 lm
Fixture Peak: 361280 cd
Fixture Efficacy: 33 lm/W
Intensity @ 5m: 14451 lux
Color Temperature: 3229 K
CRI: 95.0 CRI R9 Value: 91.6
CQS: 94.7
TLCI: 89
TM-30 Rf: 94.4
TM-30 Rg: 102.9
Beam Angle (50%): 10.7°
Field Angle (10%): 12.8°
Cutoff Angle (3%): 13.7°

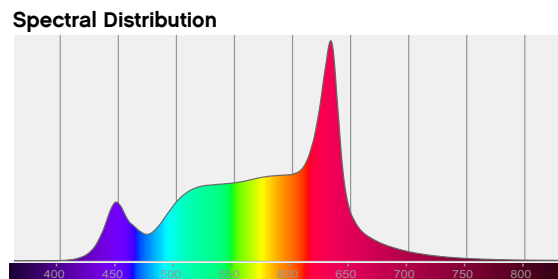
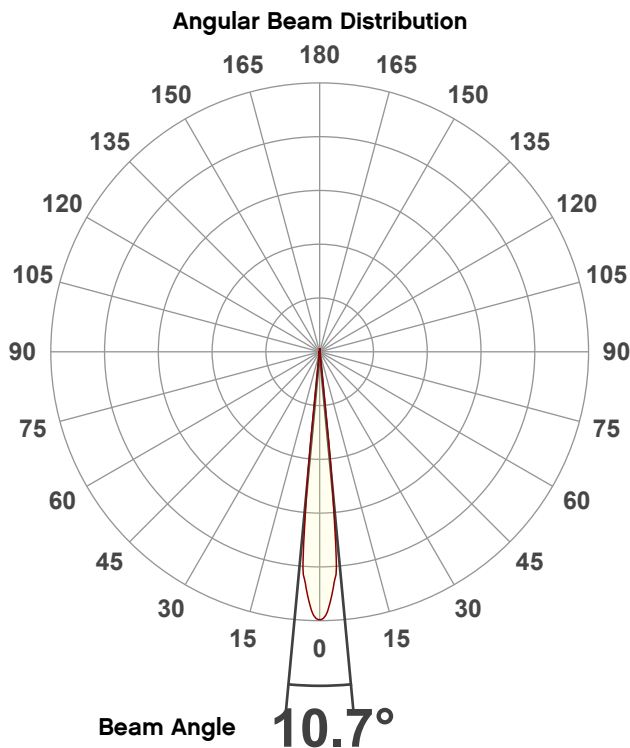


Conditions

AC Supply: 118 V, 60 Hz
Power: 317.8 W
Current: 2.69 A
Power Factor: 0.99

This data sheet conforms to American National Standard E1.9 - 2007 (R2017). All data was measured and calculated by a Viso Systems LabSpion Goniometer at the Chauvet PD Optics Laboratory in Sunrise, FL on 8/1/2022 to LM-63-2002 Standards.

Overall Measurement



Tested Color (CIE 1931):

X: 0.424

Y: 0.402



Light Quality

CRI: 95.0

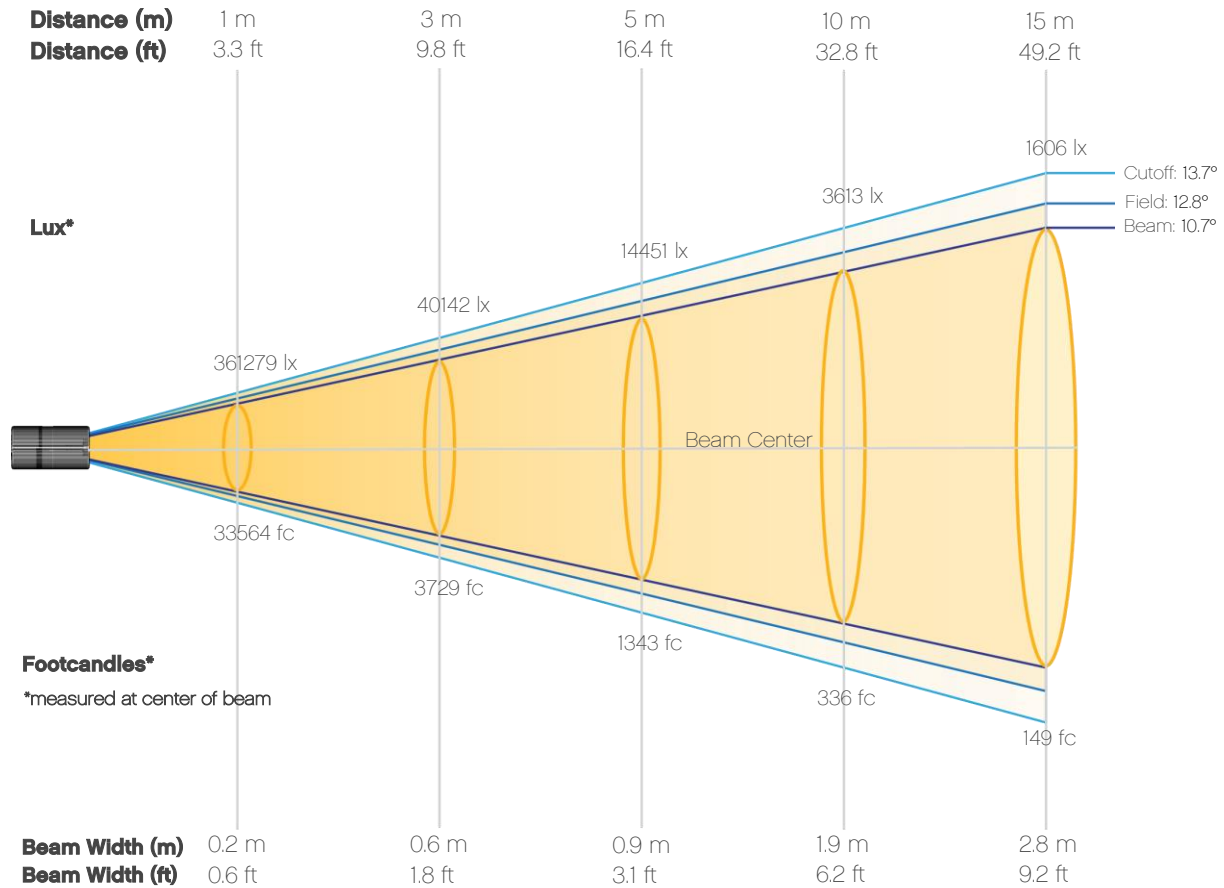
Color Temperature

3229 K

Photometric & Chromaticity Report

Ovation Rêve E-3 IP: 10deg Lens - 3200K

Beam Details

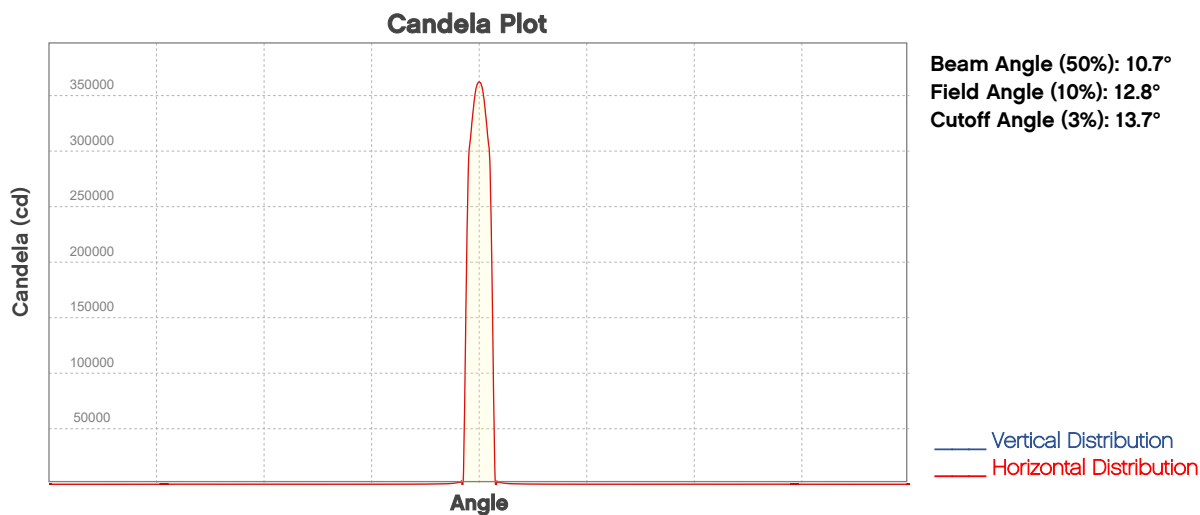


Beam Intensities from 1-20m (3.3-65.6ft)

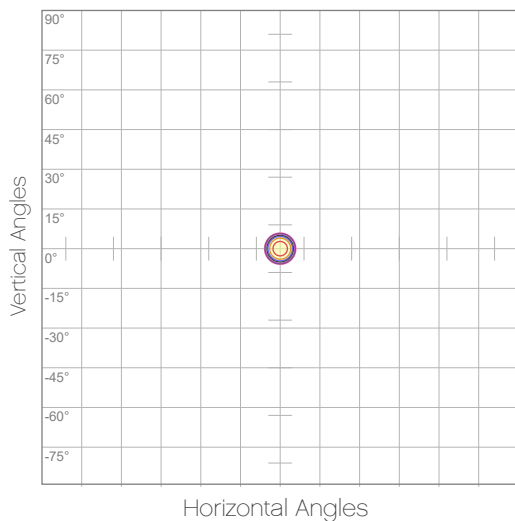
Distance	1m	2m	3m	4m	5m	6m	7m	8m	9m	10m
Lux	361279	90320	40142	22580	14451	10036	7373	5645	4460	3613
Distance	11m	12m	13m	14m	15m	16m	17m	18m	19m	20m
Lux	2986	2509	2138	1843	1606	1411	1250	1115	1001	903
Distance	3.3ft	6.6ft	9.8ft	13.1ft	16.4ft	19.7ft	23ft	26.2ft	29.5ft	32.8ft
FC	33564	8391	3729	2098	1343	932	685	524	414	336
Distance	36.1ft	39.4ft	42.7ft	45.9ft	49.2ft	52.5ft	55.8ft	59.1ft	62.3ft	65.6ft
FC	277	233	199	171	149	131	116	104	93	84

Photometric & Chromaticity Report

Ovation Rêve E-3 IP: 10deg Lens - 3200K



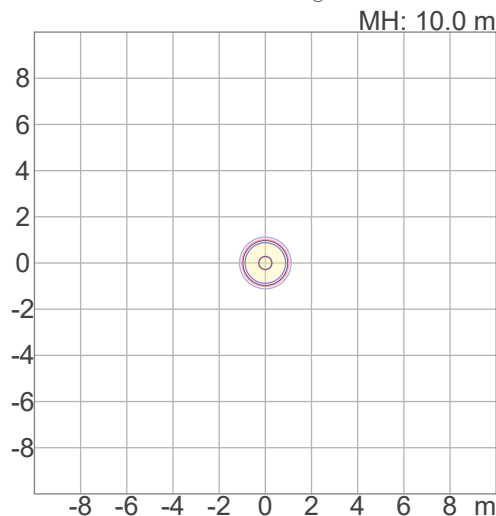
ISO Diagrams



ISO Candela Diagram

10%	36128 cd
20%	72256 cd
30%	108384 cd
40%	144512 cd
50%	180640 cd
60%	216768 cd
70%	252896 cd
80%	289024 cd
90%	325152 cd

Conditions:
 Number of c-planes: 2
 Candela at center: 361279 cd



ISO Lux Diagram

3%	108 lx
5%	181 lx
10%	361 lx
30%	1084 lx
50%	1806 lx

Conditions:
 Number of c-planes: 2
 Candela at center: 3613 lx

Lux distribution on a surface when lamp is mounted at 10 meters from the surface.

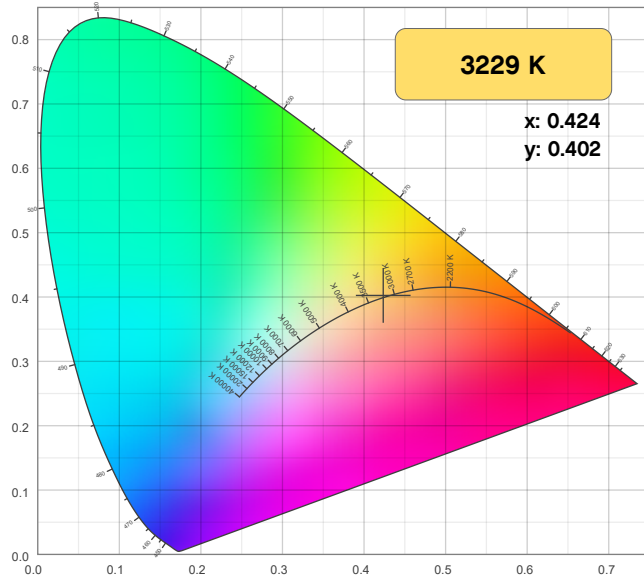
Mounting height: 10 meters / 33 feet

Photometric & Chromaticity Report

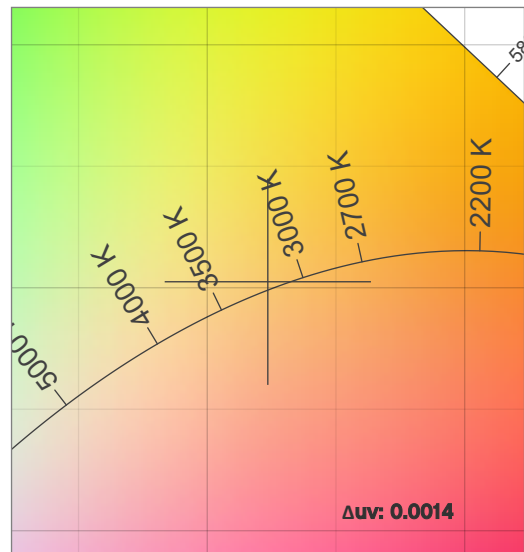
Ovation Rêve E-3 IP: 10deg Lens - 3200K

Chromaticity

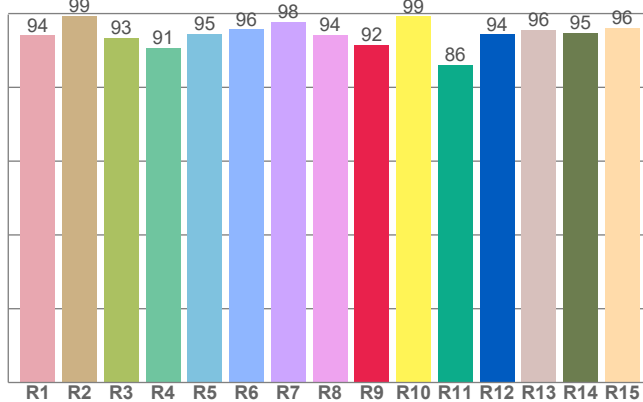
CIE 1931



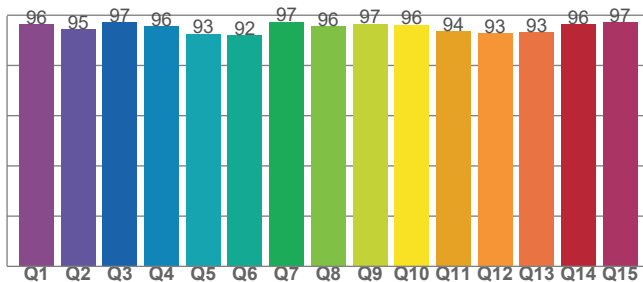
CIE 1931 - Zoom



CRI: 95.0 (R1-R8)



CQS: 94.7



Color Parameters

Color Temperature	Color Coordinate CIE 1931	Color Coordinate CIE 1931
CCT	x	y
3229 K	0.424	0.402

Color Deviation from Black Body Curve	Color Coordinate CIE 1964	Color Coordinate CIE 1964
Δuv	y	u
0.0014	0.402	0.243

Color Rendering Index	Red Component	Color Quality Scale
CRI	CRI - R9	CQS
95.0	91.6	94.7

Television Lighting Consistency Index	Color Fidelity	Color Gamut
TLCI	TM30 - Rf	TM30 Rg
89	94.4	102.9

Photometric & Chromaticity Report

Ovation Rêve E-3 IP: 10deg Lens - 3200K

TM-30 Details

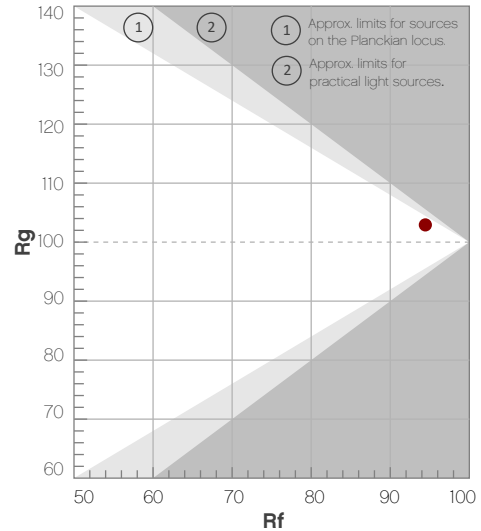
Rf 94.4

Fidelity Index
(R_f)

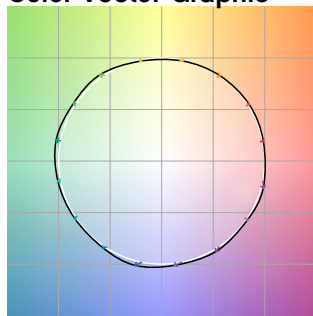
Rg 102.9

Gammut Index
(R_g)

Hue Bin	R _f	Graphic shifts (%)	
		Chroma	Hue
1	95	0%	-1%
2	95	1%	-2%
3	95	0%	-1%
4	97	-1%	-1%
5	95	-1%	2%
6	93	3%	4%
7	95	2%	1%
8	93	4%	0%
9	95	3%	-1%
10	96	1%	-1%
11	97	2%	0%
12	89	4%	-5%
13	90	2%	-8%
14	92	2%	-5%
15	93	1%	-2%
16	91	2%	-7%



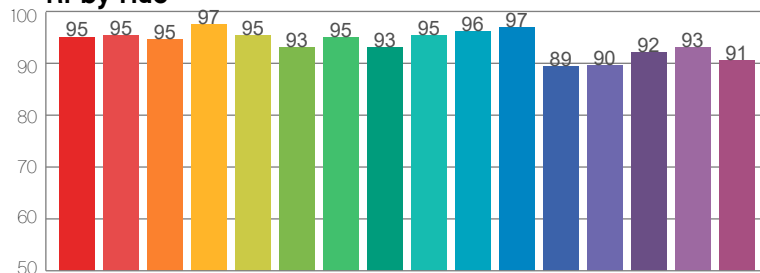
Color Vector Graphic



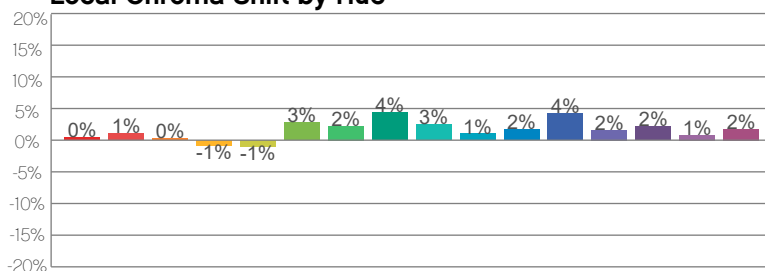
Color Distortion Graphic



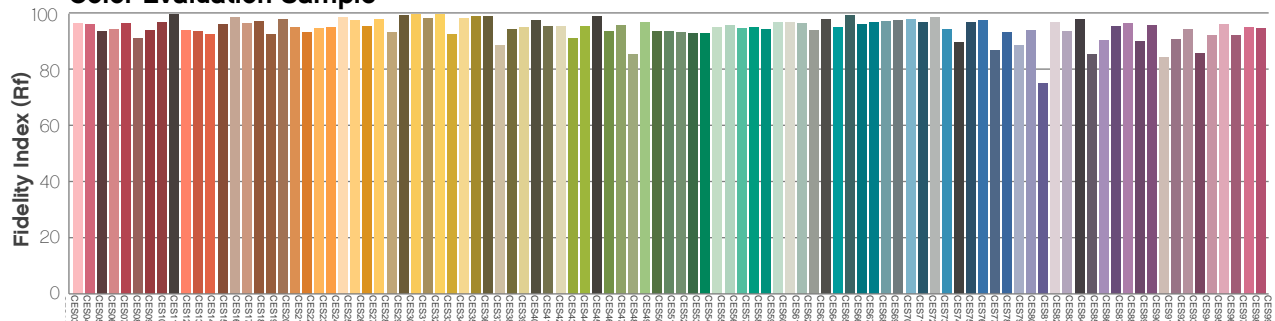
R_f by Hue



Local Chroma Shift by Hue



Color Evaluation Sample



Photometric & Chromaticity Report

Ovation Rêve E-3 IP: 10deg Lens - 4000K

Report Summary

Measurements

Fixture Output: 11876 lm
Fixture Peak: 414766 cd
Fixture Efficacy: 33 lm/W
Intensity @ 5m: 16591 lux
Color Temperature: 4064 K
CRI: 95.8 CRI R9 Value: 94.9
CQS: 96.3
TLCI: 91
TM-30 Rf: 94.4
TM-30 Rg: 102.8
Beam Angle (50%): 10.8°
Field Angle (10%): 12.6°
Cutoff Angle (3%): 13.9°

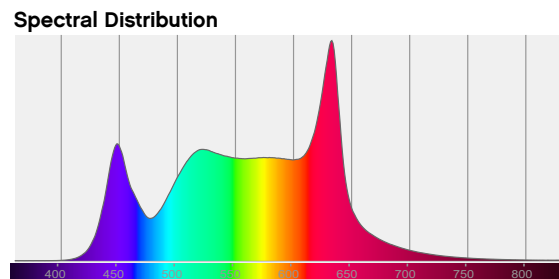
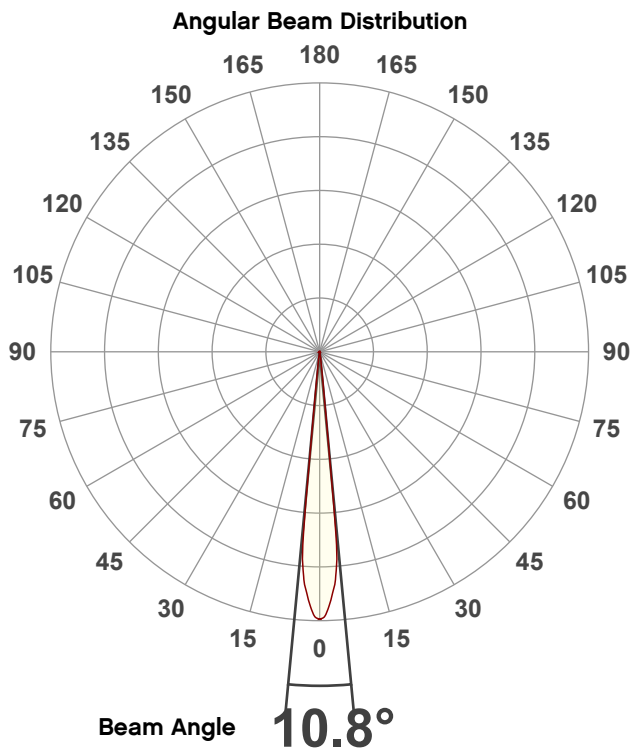


Conditions

AC Supply: 118 V, 60 Hz
Power: 366.19 W
Current: 3.11 A
Power Factor: 1.0

This data sheet conforms to American National Standard E1.9 – 2007 (R2017). All data was measured and calculated by a Viso Systems LabSpion Goniometer at the Chauvet PD Optics Laboratory in Sunrise, FL on 8/1/2022 to LM-63-2002 Standards.


Overall Measurement



Tested Color (CIE 1931):

X: 0.380

Y: 0.382



Light Quality

CRI: 95.8

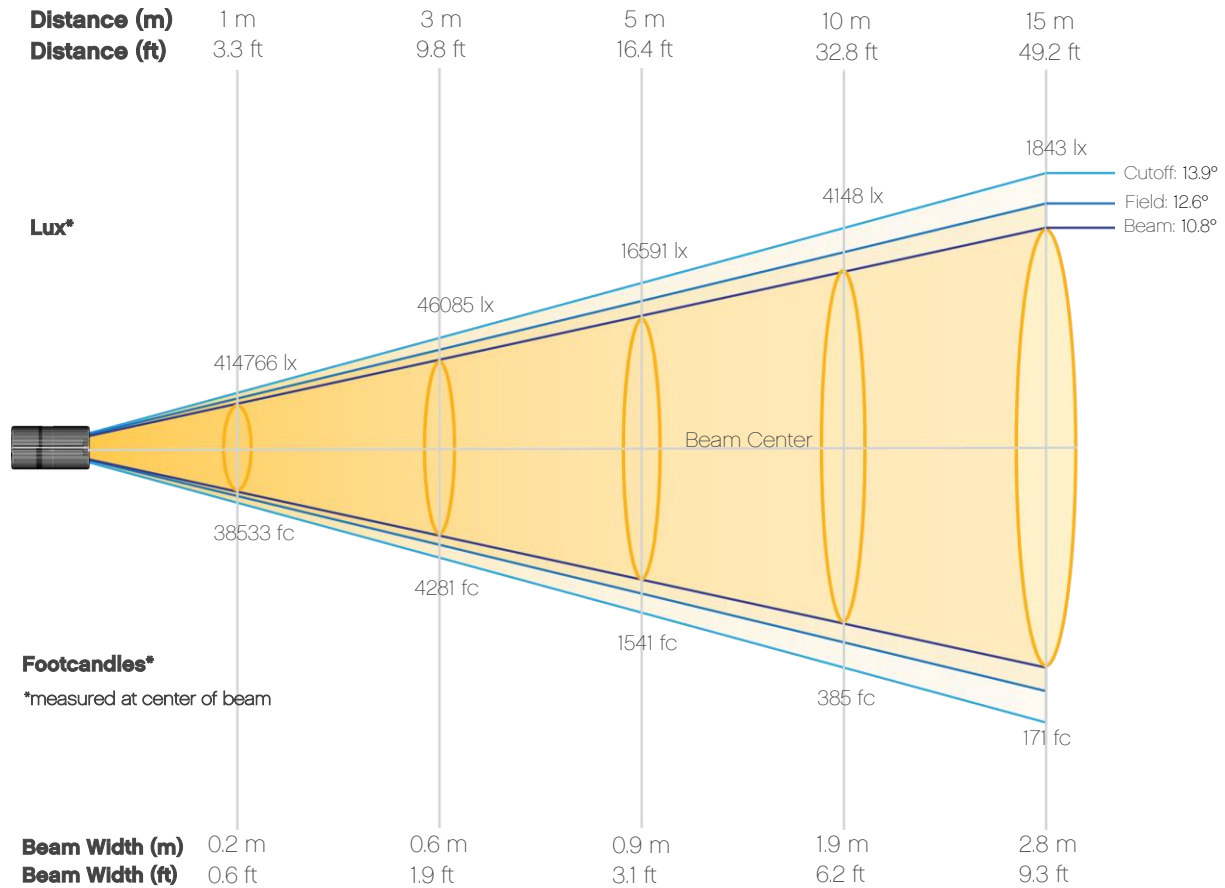
Color Temperature

4064 K

Photometric & Chromaticity Report

Ovation Rêve E-3 IP: 10deg Lens - 4000K

Beam Details

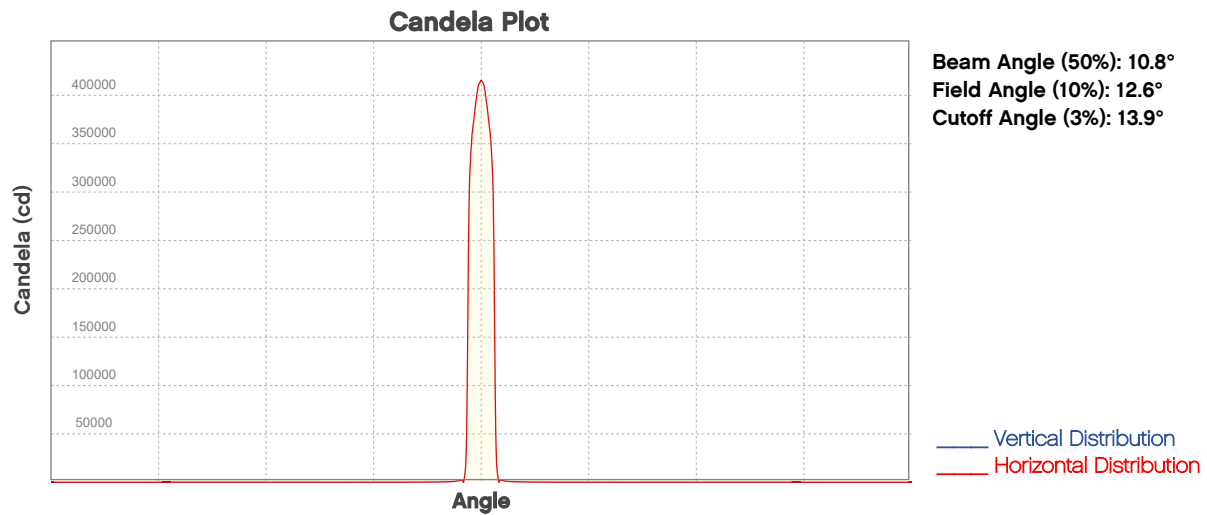


Beam Intensities from 1-20m (3.3-65.6ft)

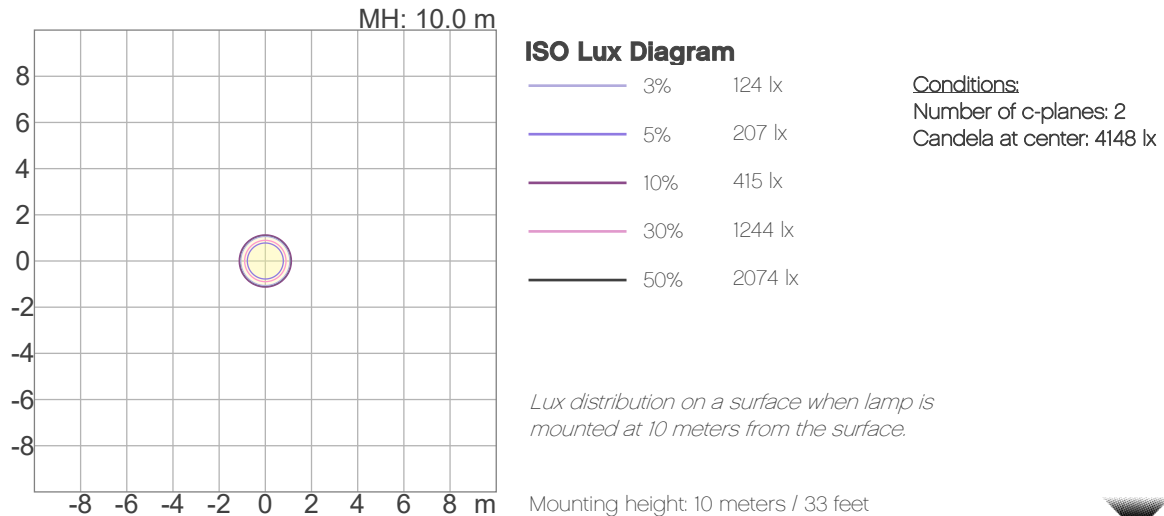
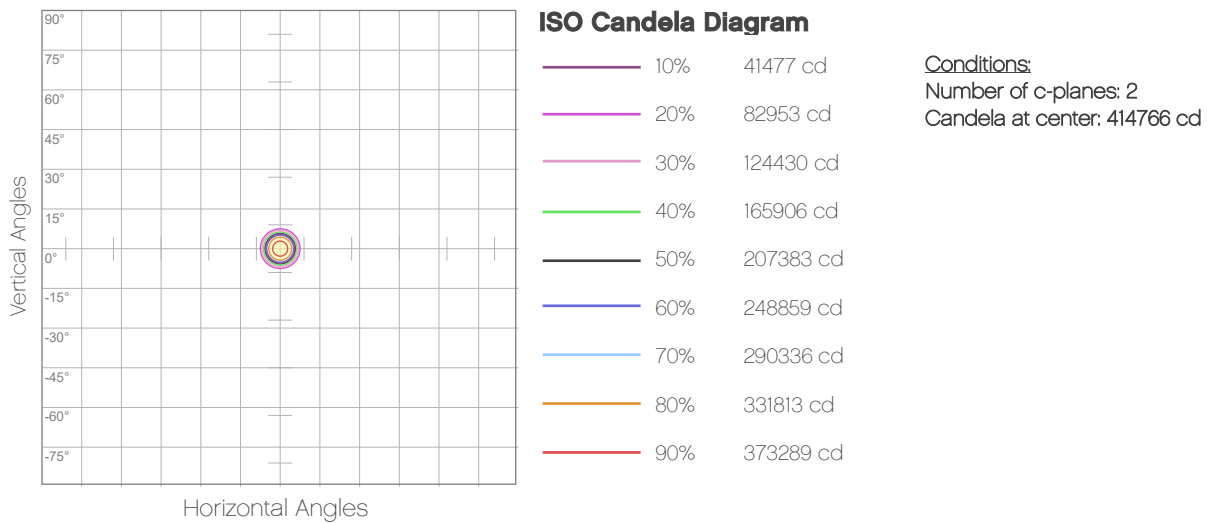
Distance	1m	2m	3m	4m	5m	6m	7m	8m	9m	10m
Lux	414766	103691	46085	25923	16591	11521	8465	6481	5121	4148
Distance	11m	12m	13m	14m	15m	16m	17m	18m	19m	20m
Lux	3428	2880	2454	2116	1843	1620	1435	1280	1149	1037
Distance	3.3ft	6.6ft	9.8ft	13.1ft	16.4ft	19.7ft	23ft	26.2ft	29.5ft	32.8ft
FC	38533	9633	4281	2408	1541	1070	786	602	476	385
Distance	36.1ft	39.4ft	42.7ft	45.9ft	49.2ft	52.5ft	55.8ft	59.1ft	62.3ft	65.6ft
FC	318	268	228	197	171	151	133	119	107	96

Photometric & Chromaticity Report

Ovation Rêve E-3 IP: 10deg Lens - 4000K



ISO Diagrams



Chauvet Professional – www.chauvetprofessional.com

© 2022 Chauvet & Sons, LLC. All rights reserved

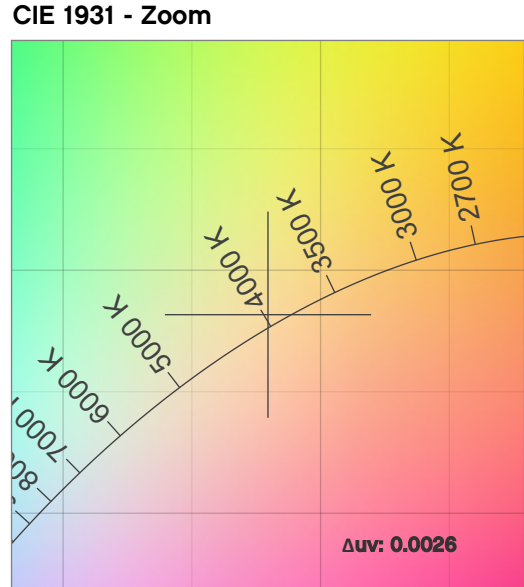
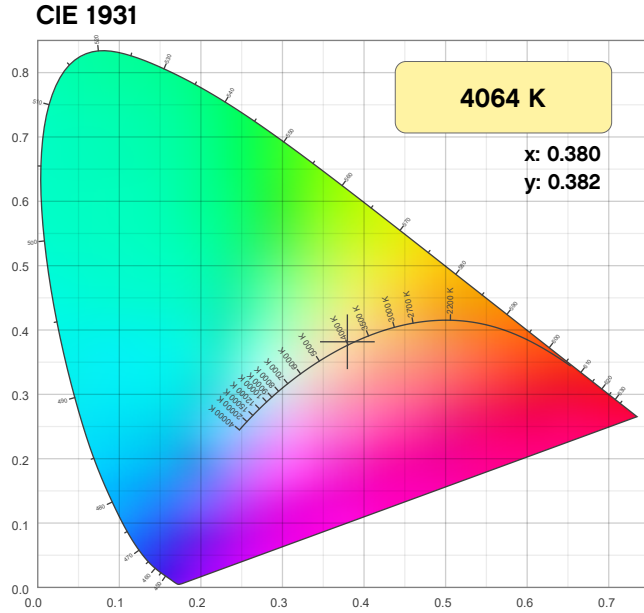
All product specifications, measurements and dimensions are subject to change without notice



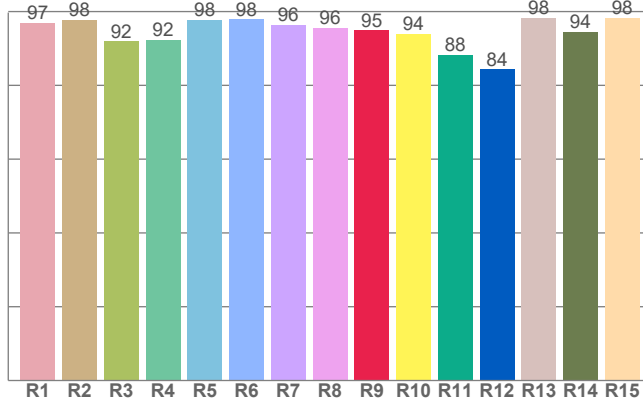
Photometric & Chromaticity Report

Ovation Rêve E-3 IP: 10deg Lens - 4000K

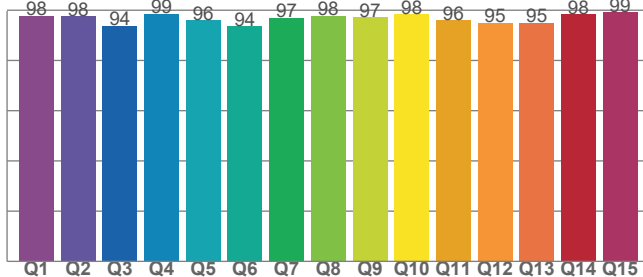
Chromaticity



CRI: 95.8 (R1-R8)



CQS: 96.3



Color Parameters

Color Temperature	Color Coordinate CIE 1931	Color Coordinate CIE 1931
CCT	x	y
4064 K	0.380	0.382

Color Deviation from Black Body Curve	Color Coordinate CIE 1964	Color Coordinate CIE 1964
Δuv	y	u
0.0026	0.382	0.223

Color Rendering Index	Red Component	Color Quality Scale
CRI	CRI - R9	CQS
95.8	94.9	96.3

Television Lighting Consistency Index	Color Fidelity	Color Gamut
TLCI	TM30 - Rf	TM30 Rg
91	94.4	102.8

Photometric & Chromaticity Report

Ovation Rêve E-3 IP: 10deg Lens - 4000K

TM-30 Details

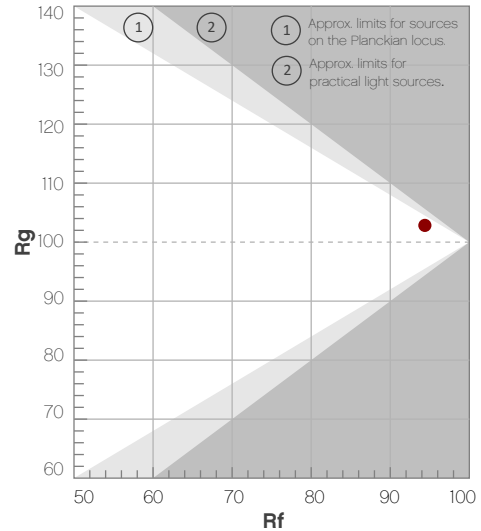
Rf 94.4

Fidelity Index
(R_f)

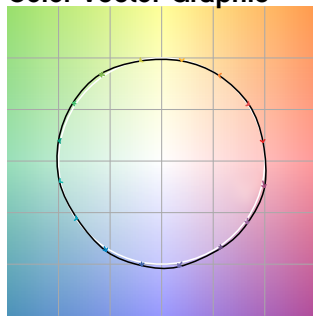
Rg 102.8

Gammut Index
(R_g)

Hue Bin	R _f	Graphic shifts (%)	
		Chroma	Hue
1	95	0%	-1%
2	96	1%	-2%
3	96	0%	0%
4	97	-1%	0%
5	94	-1%	2%
6	94	3%	3%
7	95	3%	1%
8	94	2%	0%
9	96	1%	0%
10	97	-1%	1%
11	92	3%	4%
12	91	3%	1%
13	92	4%	-4%
14	95	2%	2%
15	92	3%	-4%
16	90	3%	-6%



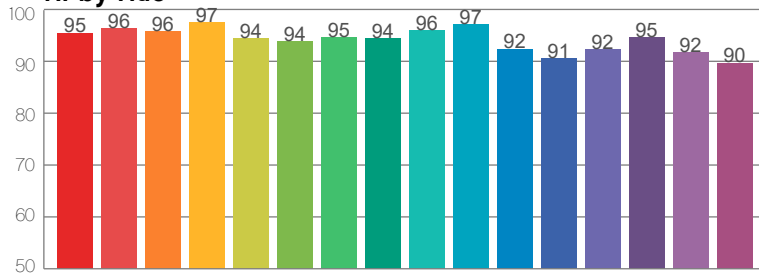
Color Vector Graphic



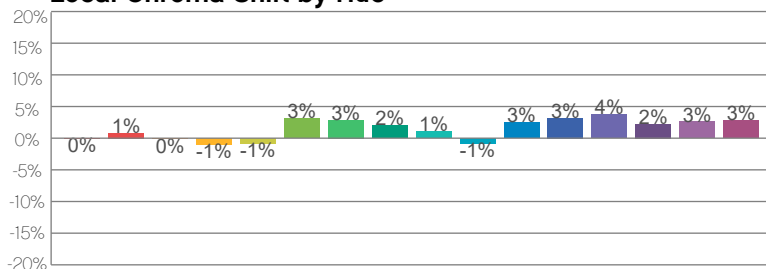
Color Distortion Graphic



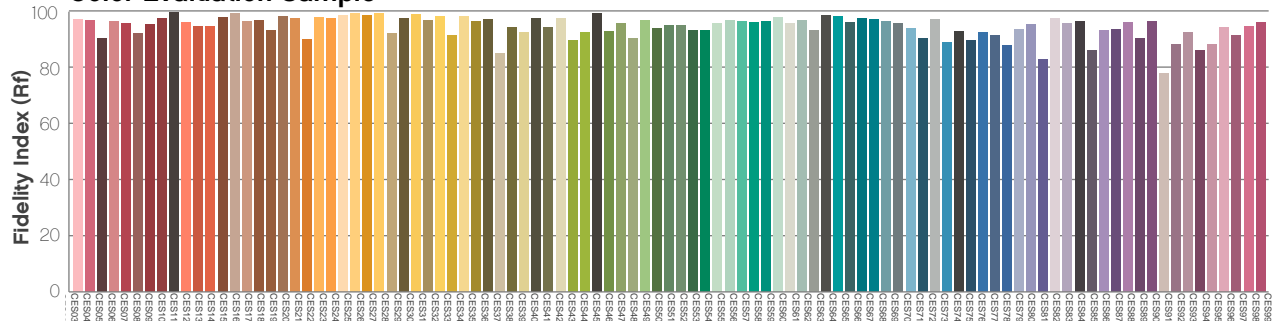
R_f by Hue



Local Chroma Shift by Hue



Color Evaluation Sample



Photometric & Chromaticity Report

Ovation Rêve E-3 IP: 10deg Lens - 5600K

Report Summary

Measurements

Fixture Output: 11637 lm
Fixture Peak: 390767 cd
Fixture Efficacy: 33 lm/W
Intensity @ 5m: 15631 lux
Color Temperature: 5670 K
CRI: 94.8 CRI R9 Value: 94.0
CQS: 94.5
TLCI: 94
TM-30 Rf: 92.7
TM-30 Rg: 103.6
Beam Angle (50%): 11°
Field Angle (10%): 13.2°
Cutoff Angle (3%): 14°

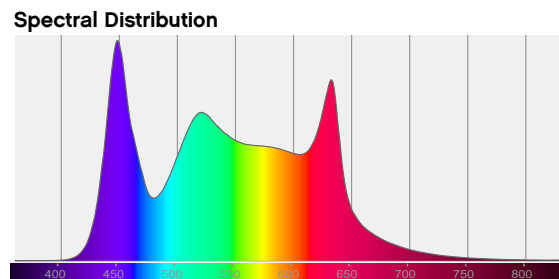
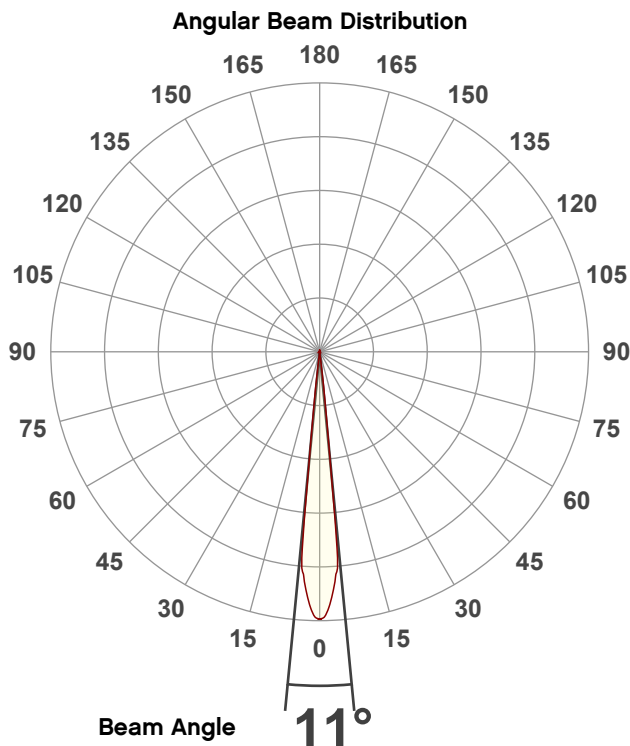


Conditions

AC Supply: 118 V, 60 Hz
Power: 358.09 W
Current: 3.04 A
Power Factor: 0.99

This data sheet conforms to American National Standard E1.9 – 2007 (R2017). All data was measured and calculated by a Viso Systems LabSpion Goniometer at the Chauvet PD Optics Laboratory in Sunrise, FL on 8/1/2022 to LM-63-2002 Standards.

Overall Measurement



Tested Color (CIE 1931):

X: 0.329

Y: 0.342



Light Quality

CRI: 94.8

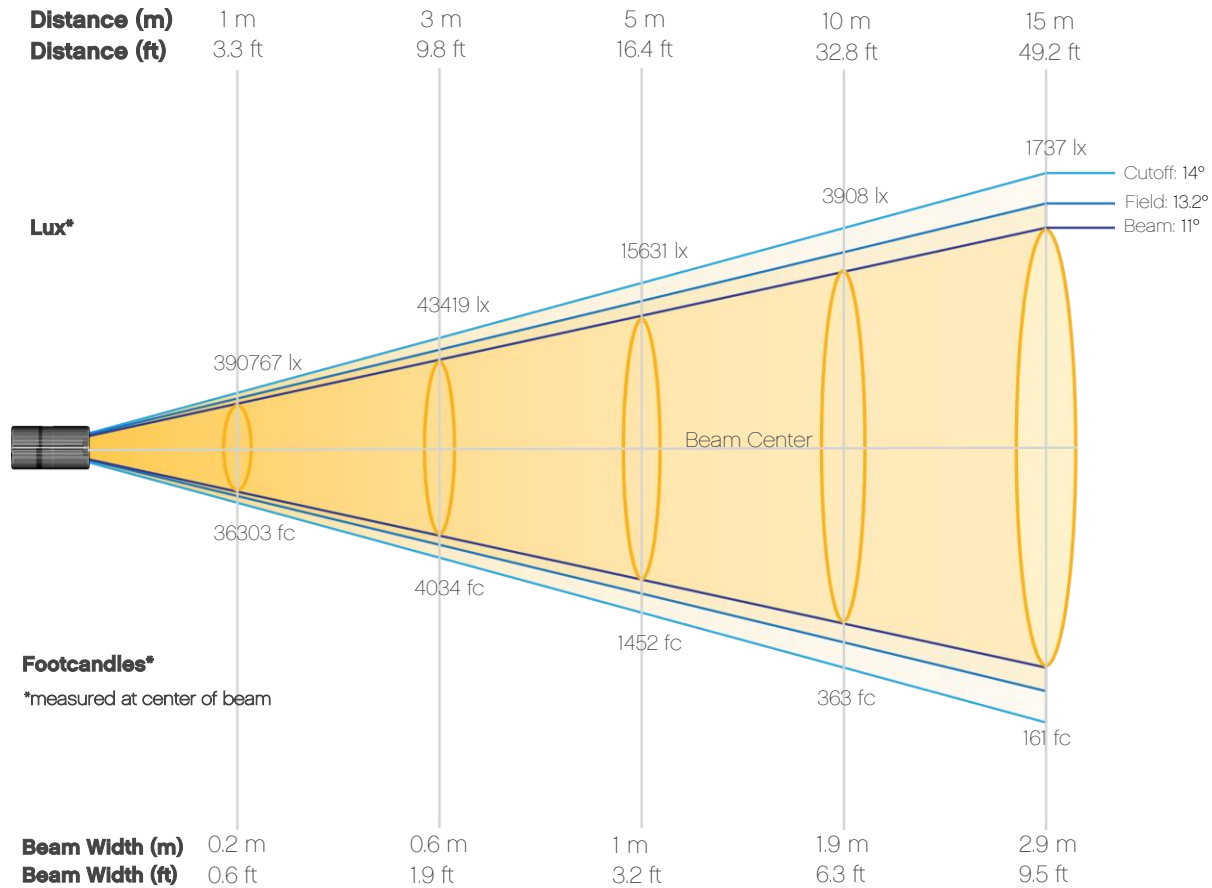
Color Temperature

5670 K

Photometric & Chromaticity Report

Ovation Rêve E-3 IP: 10deg Lens - 5600K

Beam Details

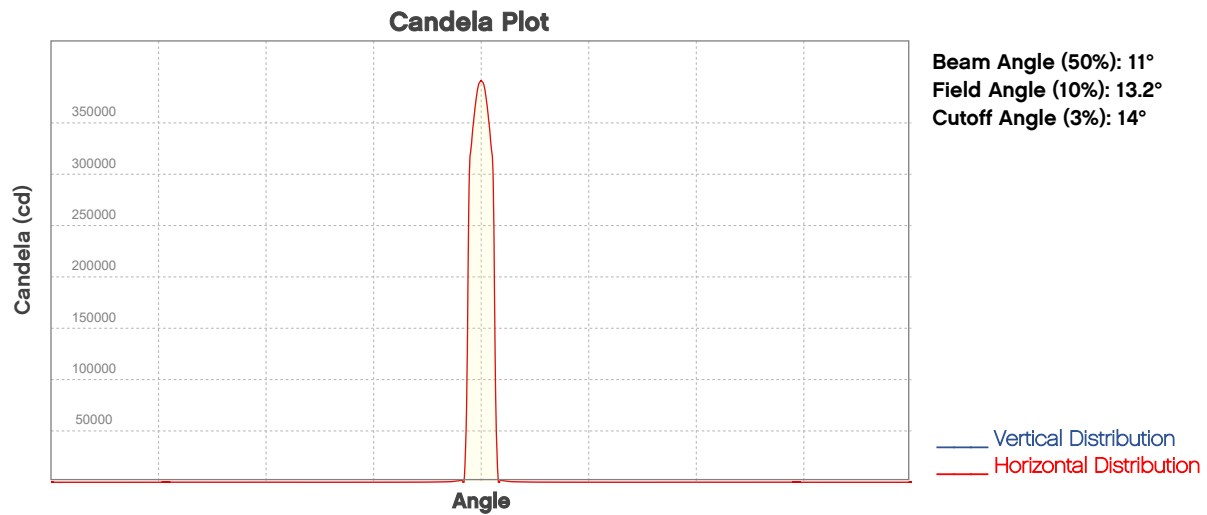


Beam Intensities from 1-20m (3.3-65.6ft)

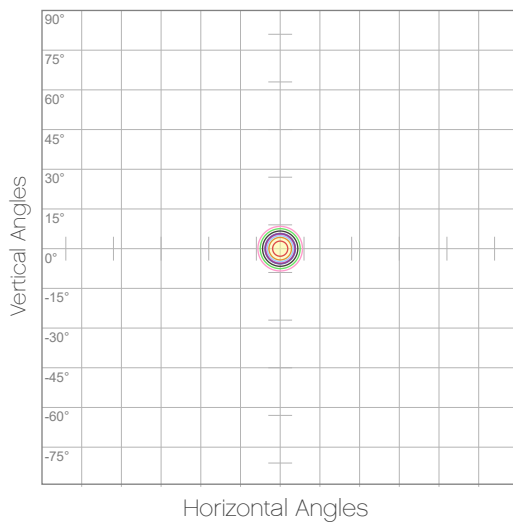
Distance	1m	2m	3m	4m	5m	6m	7m	8m	9m	10m
Lux	390767	97692	43419	24423	15631	10855	7975	6106	4824	3908
Distance	11m	12m	13m	14m	15m	16m	17m	18m	19m	20m
Lux	3229	2714	2312	1994	1737	1526	1352	1206	1082	977
Distance	3.3ft	6.6ft	9.8ft	13.1ft	16.4ft	19.7ft	23ft	26.2ft	29.5ft	32.8ft
FC	36303	9076	4034	2269	1452	1008	741	567	448	363
Distance	36.1ft	39.4ft	42.7ft	45.9ft	49.2ft	52.5ft	55.8ft	59.1ft	62.3ft	65.6ft
FC	300	252	215	185	161	142	126	112	101	91

Photometric & Chromaticity Report

Ovation Rêve E-3 IP: 10deg Lens - 5600K



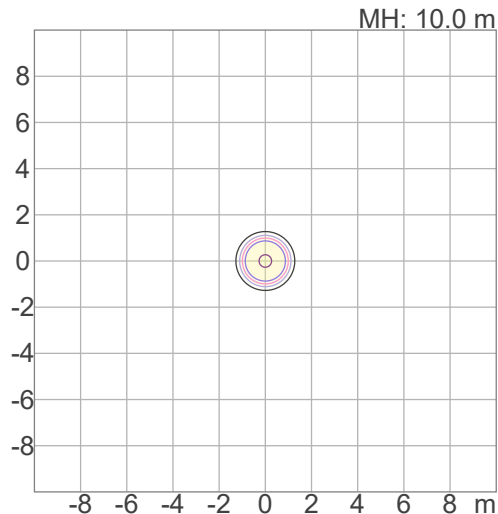
ISO Diagrams



ISO Candela Diagram

10%	39077 cd
20%	78153 cd
30%	117230 cd
40%	156307 cd
50%	195383 cd
60%	234460 cd
70%	273537 cd
80%	312613 cd
90%	351690 cd

Conditions:
 Number of c-planes: 2
 Candela at center: 390767 cd



ISO Lux Diagram

3%	117 lx
5%	195 lx
10%	391 lx
30%	1172 lx
50%	1954 lx

Conditions:
 Number of c-planes: 2
 Candela at center: 3908 lx

Lux distribution on a surface when lamp is mounted at 10 meters from the surface.

Mounting height: 10 meters / 33 feet

Chauvet Professional – www.chauvetprofessional.com

© 2022 Chauvet & Sons, LLC. All rights reserved

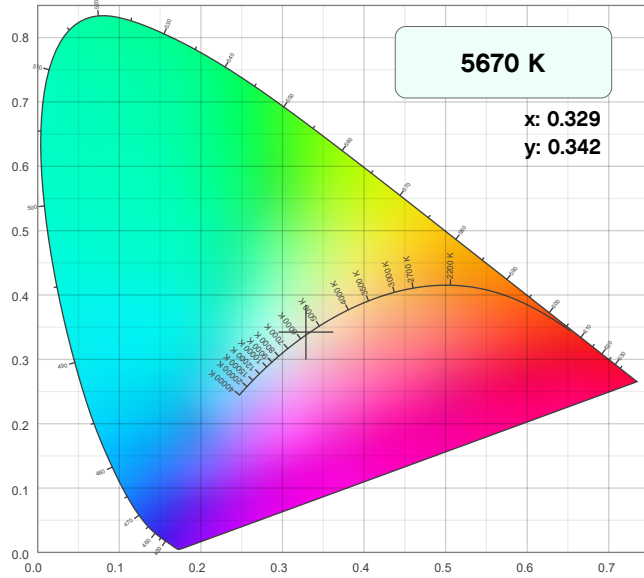
All product specifications, measurements and dimensions are subject to change without notice

Photometric & Chromaticity Report

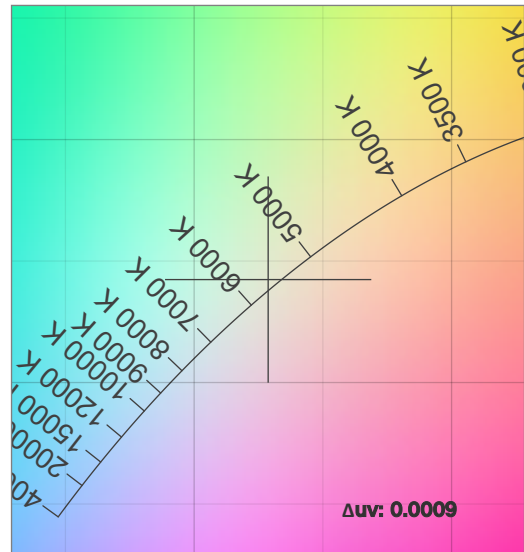
Ovation Rêve E-3 IP: 10deg Lens - 5600K

Chromaticity

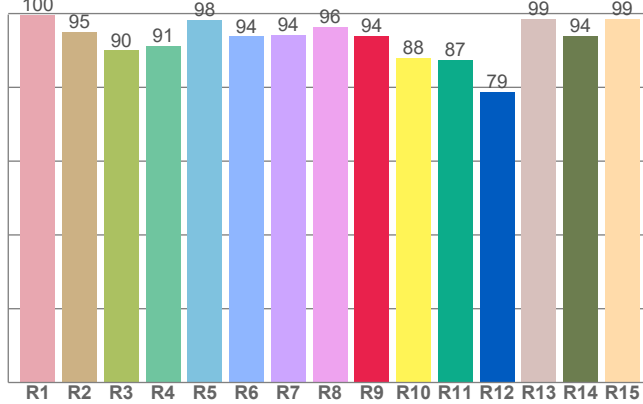
CIE 1931



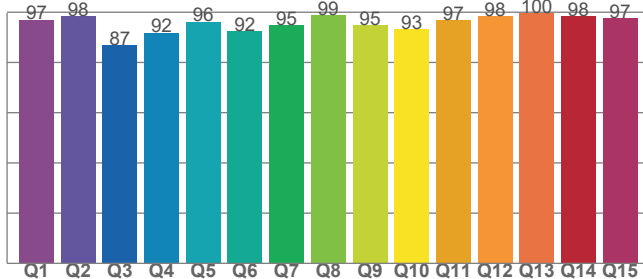
CIE 1931 - Zoom



CRI: 94.8 (R1-R8)



CQS: 94.5



Color Parameters

Color Temperature	Color Coordinate CIE 1931	Color Coordinate CIE 1931
CCT	x	y
5670 K	0.329	0.342

Color Deviation from Black Body Curve	Color Coordinate CIE 1964	Color Coordinate CIE 1964
Δuv	y	u
0.0009	0.342	0.204

Color Rendering Index	Red Component	Color Quality Scale
CRI	CRI - R9	CQS
94.8	94.0	94.5

Television Lighting Consistency Index	Color Fidelity	Color Gamut
TLCI	TM30 - Rf	TM30 Rg
94	92.7	103.6

Photometric & Chromaticity Report

Ovation Rêve E-3 IP: 10deg Lens - 5600K

TM-30 Details

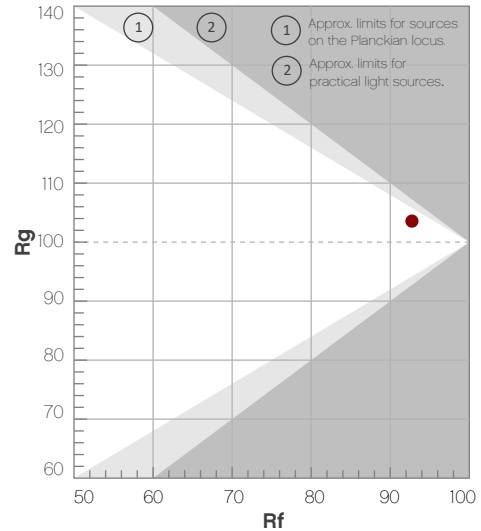
Rf 92.7

Fidelity Index
(R_f)

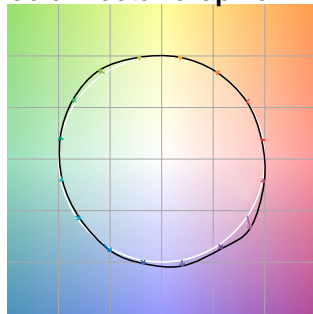
Rg 103.6

Gammut Index
(R_g)

Hue Bin	R _f	Graphic shifts (%)	
		Chroma	Hue
1	95	-1%	-1%
2	98	0%	0%
3	94	0%	3%
4	94	0%	3%
5	91	1%	3%
6	92	5%	3%
7	95	4%	0%
8	96	0%	-1%
9	96	-2%	1%
10	92	-2%	4%
11	86	2%	9%
12	93	3%	3%
13	93	6%	-1%
14	91	5%	0%
15	87	9%	-8%
16	95	2%	-3%



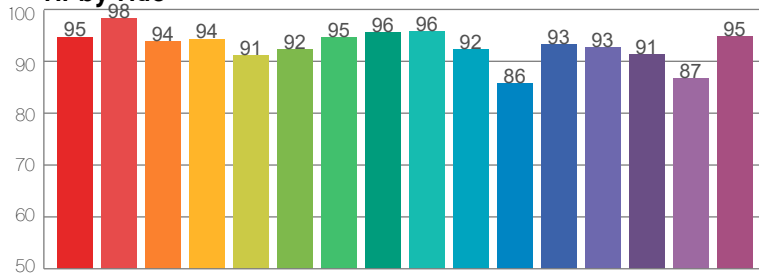
Color Vector Graphic



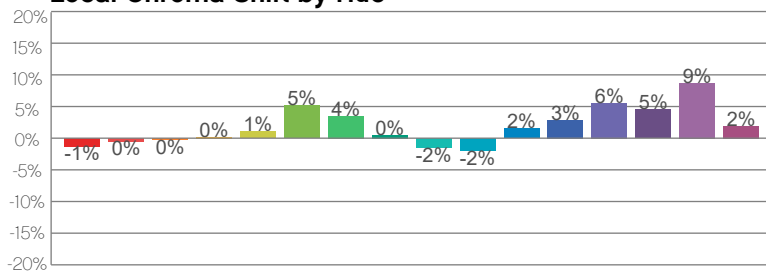
Color Distortion Graphic



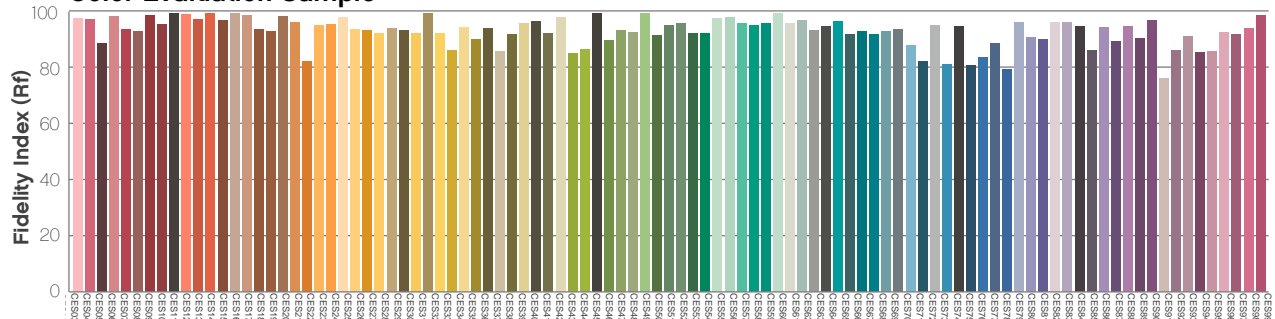
R_f by Hue



Local Chroma Shift by Hue



Color Evaluation Sample



Photometric & Chromaticity Report

Ovation Rêve E-3 IP: 14deg Lens - Full Power

Report Summary

Measurements

Fixture Output: 10700 lm
Fixture Peak: 220586 cd
Fixture Efficacy: 31 lm/W
Intensity @ 5m: 8823 lux
Color Temperature: 6757 K
CRI: 90.2 CRI R9 Value: 64.3
CQS: 93.9
TLCI: 94
TM-30 Rf: 91.3
TM-30 Rg: 107.1
Beam Angle (50%): 14.2°
Field Angle (10%): 16.9°
Cutoff Angle (3%): 18.5°

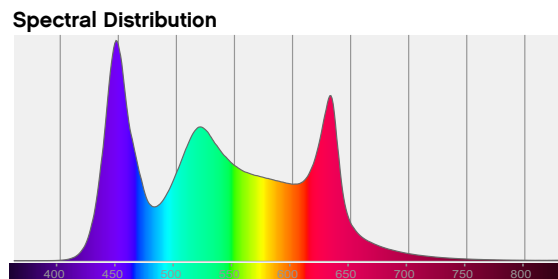
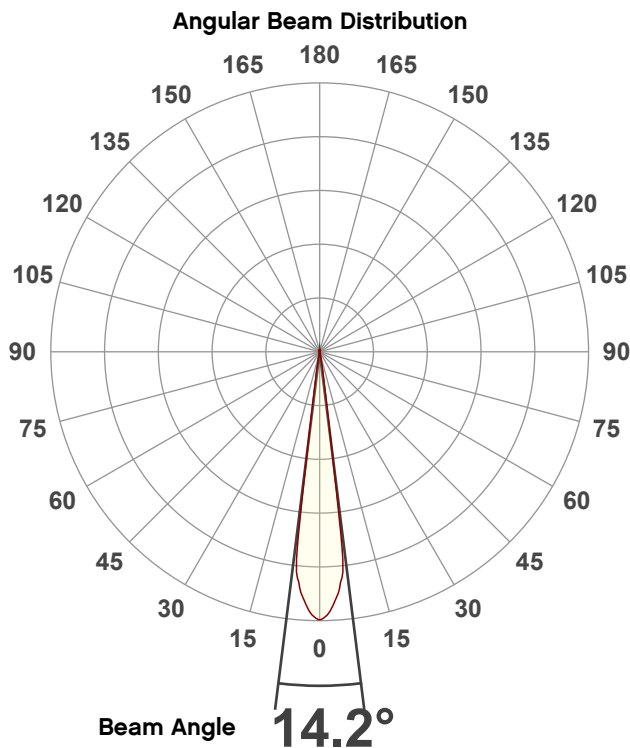


Conditions

AC Supply: 118 V, 60 Hz
Power: 351.25 W
Current: 2.99 A
Power Factor: 0.99

This data sheet conforms to American National Standard E1.9 – 2007 (R2017). All data was measured and calculated by a Viso Systems LabSpion Goniometer at the Chauvet PD Optics Laboratory in Sunrise, FL on 7/29/2022 to LM-63-2002 Standards.


Overall Measurement



Tested Color (CIE 1931):

X: 0.310

Y: 0.320



Light Quality

CRI: 90.2

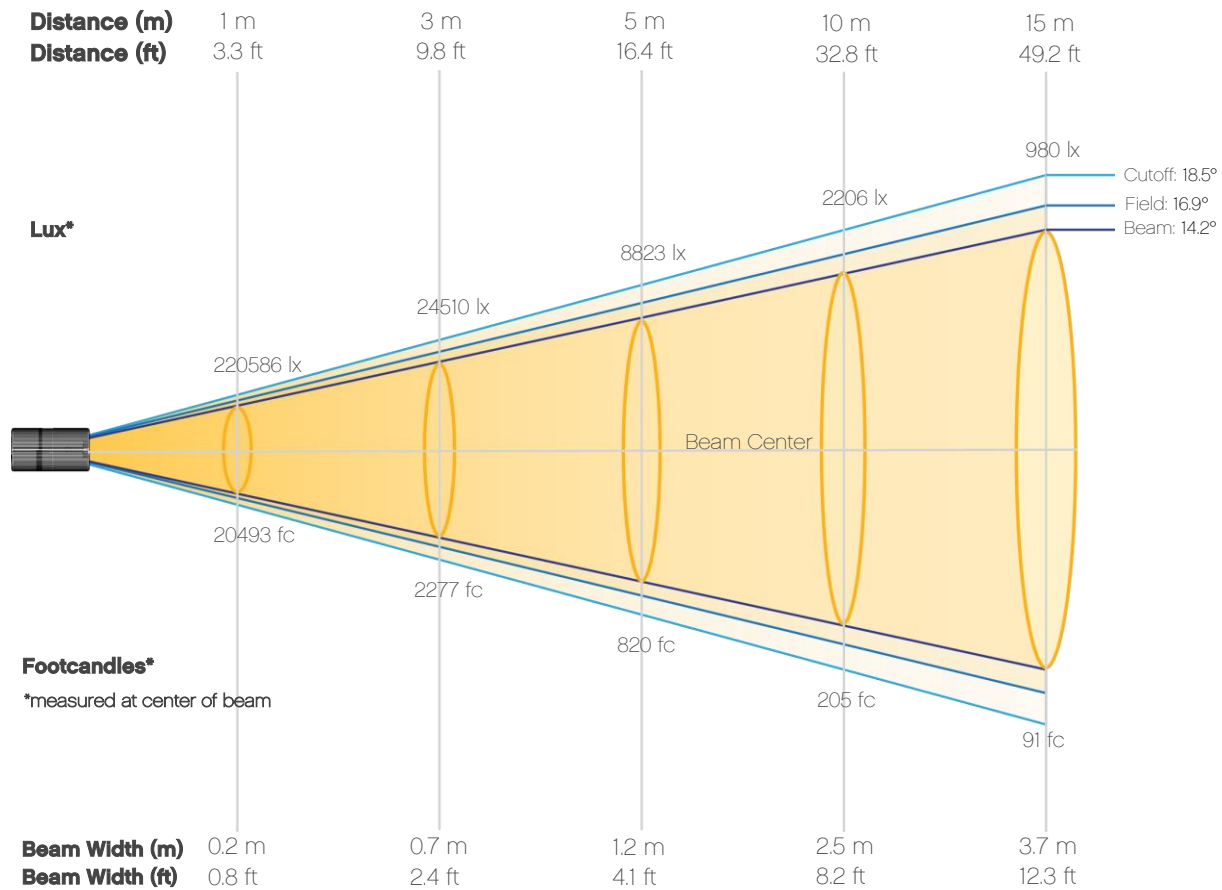
Color Temperature

6757 K

Photometric & Chromaticity Report

Ovation Rêve E-3 IP: 14deg Lens - Full Power

Beam Details

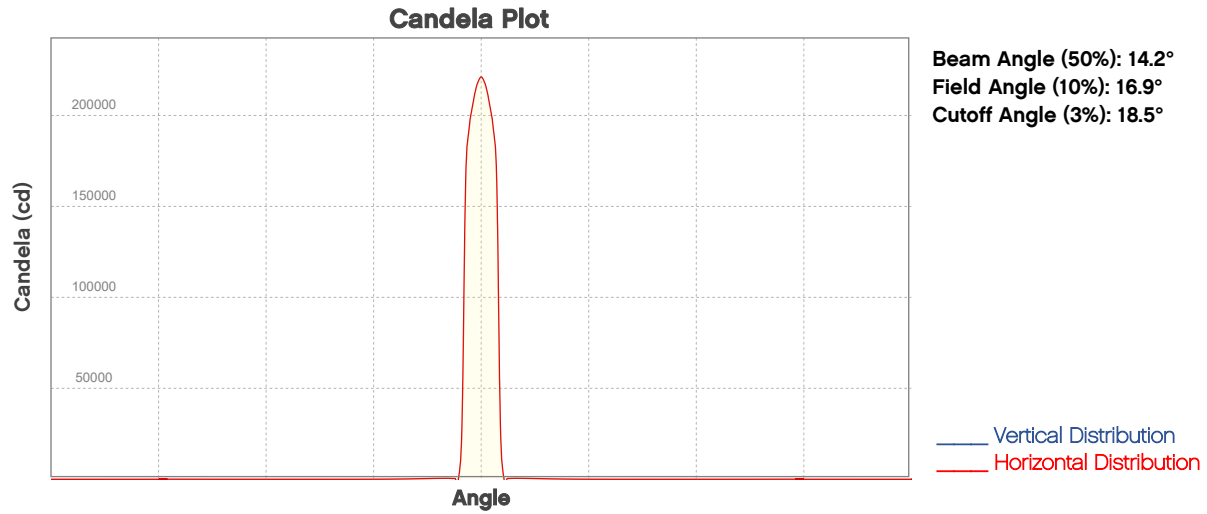


Beam Intensities from 1-20m (3.3-65.6ft)

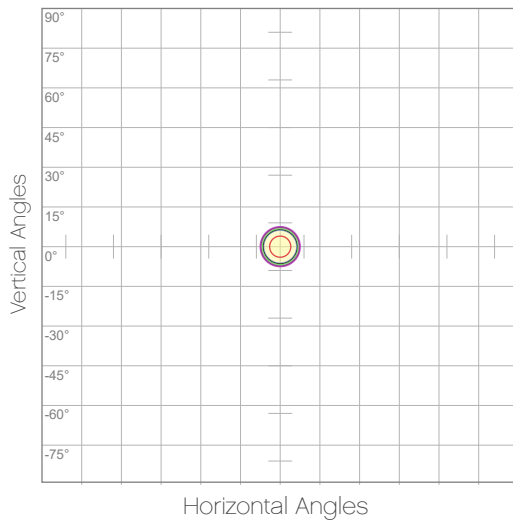
Distance	1m	2m	3m	4m	5m	6m	7m	8m	9m	10m
Lux	220586	55147	24510	13787	8823	6127	4502	3447	2723	2206
Distance	11m	12m	13m	14m	15m	16m	17m	18m	19m	20m
Lux	1823	1532	1305	1125	980	862	763	681	611	551
Distance	3.3ft	6.6ft	9.8ft	13.1ft	16.4ft	19.7ft	23ft	26.2ft	29.5ft	32.8ft
FC	20493	5123	2277	1281	820	569	418	320	253	205
Distance	36.1ft	39.4ft	42.7ft	45.9ft	49.2ft	52.5ft	55.8ft	59.1ft	62.3ft	65.6ft
FC	169	142	121	105	91	80	71	63	57	51

Photometric & Chromaticity Report

Ovation Rêve E-3 IP: 14deg Lens - Full Power



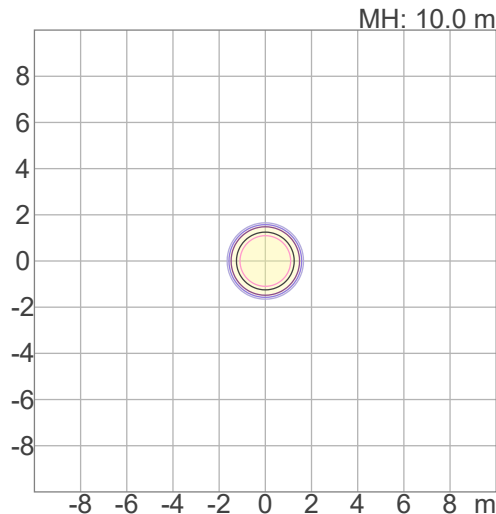
ISO Diagrams



ISO Candela Diagram

10%	22059 cd
20%	44117 cd
30%	66176 cd
40%	88234 cd
50%	110293 cd
60%	132352 cd
70%	154410 cd
80%	176469 cd
90%	198527 cd

Conditions:
 Number of c-planes: 2
 Candela at center: 220586 cd



ISO Lux Diagram

3%	66.2 lx
5%	110 lx
10%	221 lx
30%	662 lx
50%	1103 lx

Conditions:
 Number of c-planes: 2
 Candela at center: 2206 lx

Lux distribution on a surface when lamp is mounted at 10 meters from the surface.

Mounting height: 10 meters / 33 feet

Chauvet Professional – www.chauvetprofessional.com

© 2022 Chauvet & Sons, LLC. All rights reserved

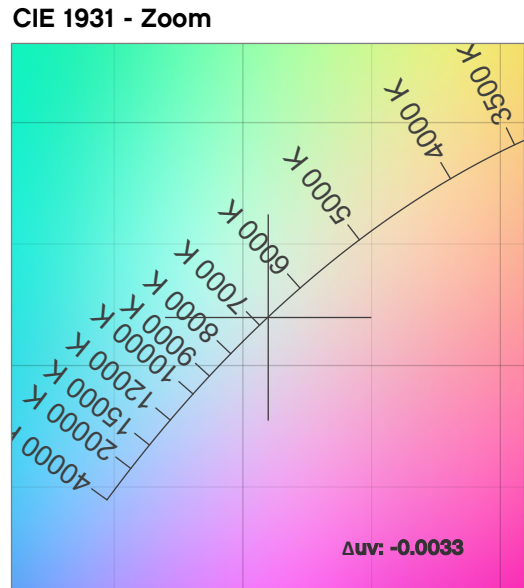
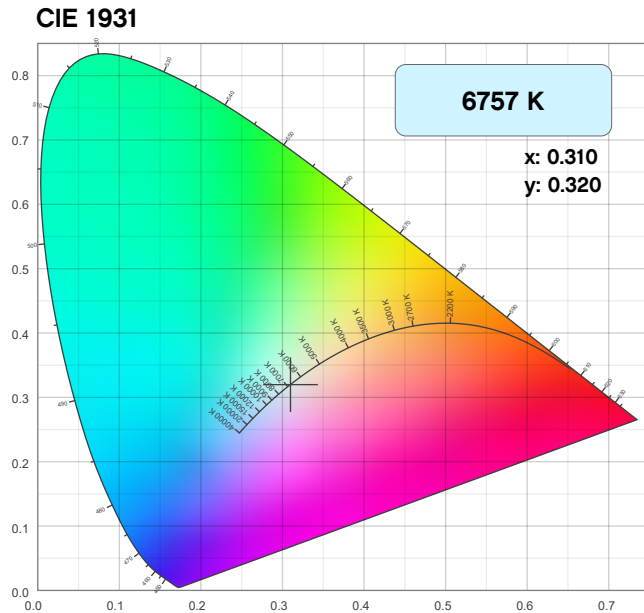
All product specifications, measurements and dimensions are subject to change without notice



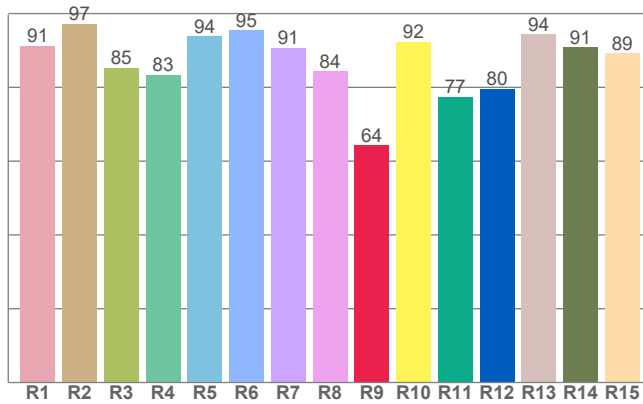
Photometric & Chromaticity Report

Ovation Rêve E-3 IP: 14deg Lens - Full Power

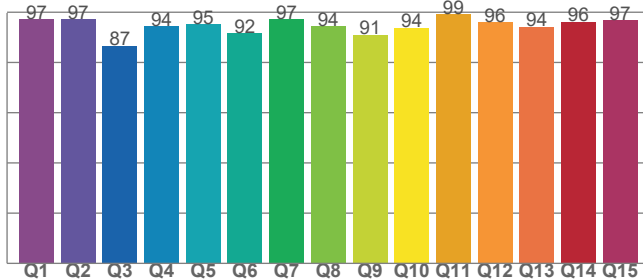
Chromaticity



CRI: 90.2 (R1-R8)



CQS: 93.9



Color Parameters

Color Temperature	Color Coordinate CIE 1931	Color Coordinate CIE 1931
CCT	x	y
6757 K	0.310	0.320

Color Deviation from Black Body Curve	Color Coordinate CIE 1964	Color Coordinate CIE 1964
Δuv	y	u
-0.0033	0.320	0.199

Color Rendering Index	Red Component	Color Quality Scale
CRI	CRI - R9	CQS
90.2	64.3	93.9

Television Lighting Consistency Index	Color Fidelity	Color Gamut
TLCI	TM30 - Rf	TM30 Rg
94	91.3	107.1

Photometric & Chromaticity Report

Ovation Rêve E-3 IP: 14deg Lens - Full Power

TM-30 Details

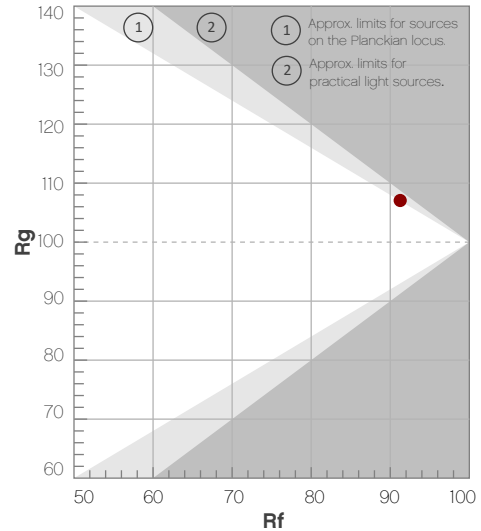
Rf 91.3

Fidelity Index
(R_f)

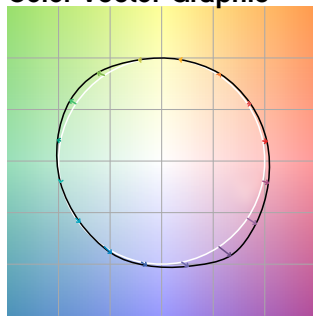
Rg 107.1

Gammut Index
(R_g)

		Graphic shifts (%)		
Hue Bin	R _f	Chroma	Hue	
1	91	4%	-1%	
2	94	2%	-2%	
3	95	2%	0%	
4	95	0%	2%	
5	91	1%	3%	
6	90	6%	4%	
7	90	6%	0%	
8	93	3%	-1%	
9	95	0%	1%	
10	92	-1%	5%	
11	84	1%	9%	
12	92	2%	5%	
13	91	5%	5%	
14	83	13%	5%	
15	87	10%	0%	
16	90	6%	-1%	



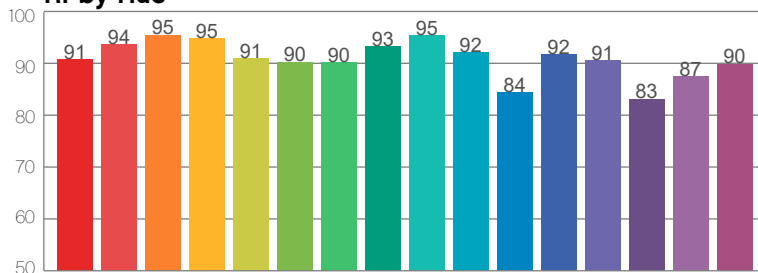
Color Vector Graphic



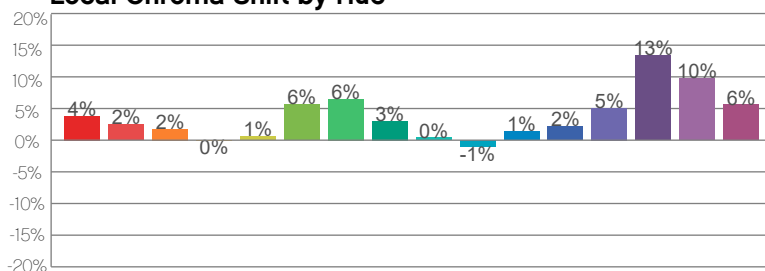
Color Distortion Graphic



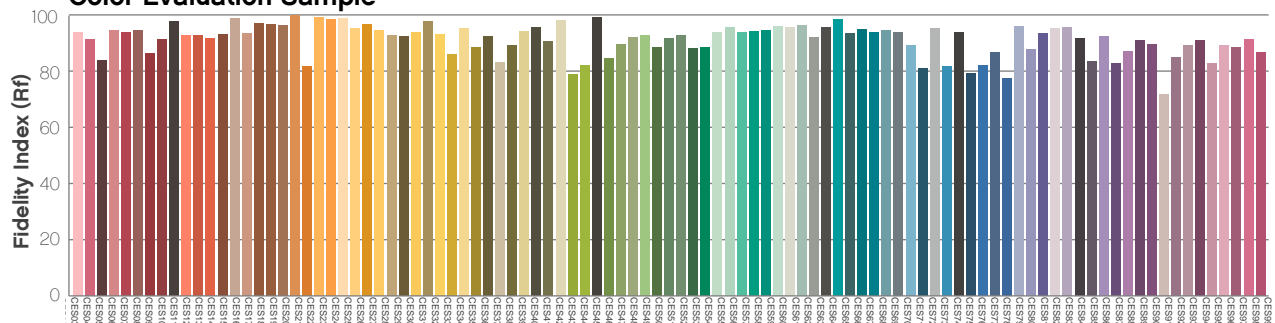
R_f by Hue



Local Chroma Shift by Hue



Color Evaluation Sample



Photometric & Chromaticity Report

Ovation Rêve E-3 IP: 14deg Lens - 3200K

Report Summary

Measurements

Fixture Output: 10390 lm
Fixture Peak: 216609 cd
Fixture Efficacy: 34 lm/W
Intensity @ 5m: 8664 lux
Color Temperature: 3218 K
CRI: 95.3 CRI R9 Value: 92.8
CQS: 94.9
TLCI: 89
TM-30 Rf: 94.5
TM-30 Rg: 103.0
Beam Angle (50%): 14.3°
Field Angle (10%): 16.3°
Cutoff Angle (3%): 17.3°

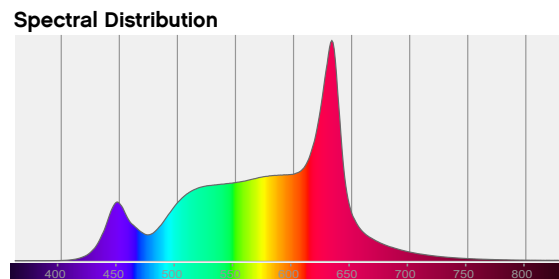
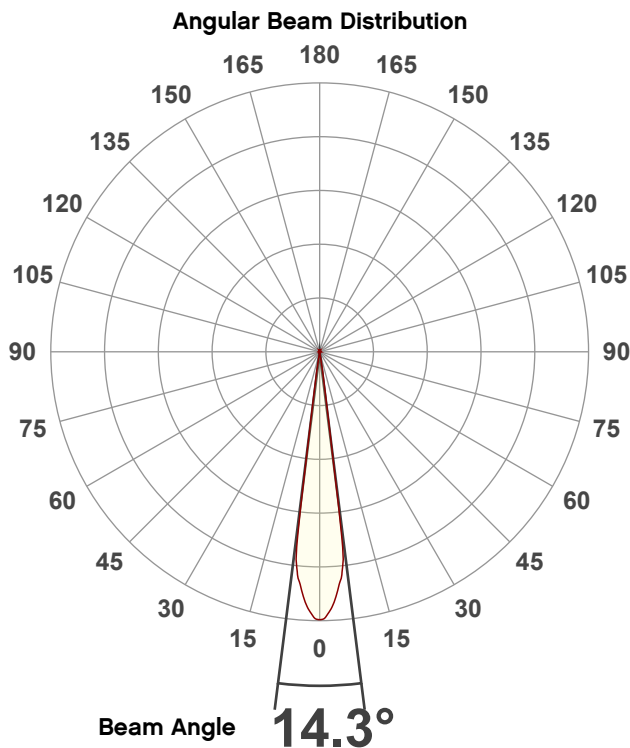


Conditions

AC Supply: 118 V, 60 Hz
Power: 310.74 W
Current: 2.64 A
Power Factor: 0.99

This data sheet conforms to American National Standard E1.9 – 2007 (R2017). All data was measured and calculated by a Viso Systems LabSpion Goniometer at the Chauvet PD Optics Laboratory in Sunrise, FL on 7/29/2022 to LM-63-2002 Standards.

Overall Measurement



Tested Color (CIE 1931):

X: 0.424

Y: 0.403



Light Quality

CRI: 95.3

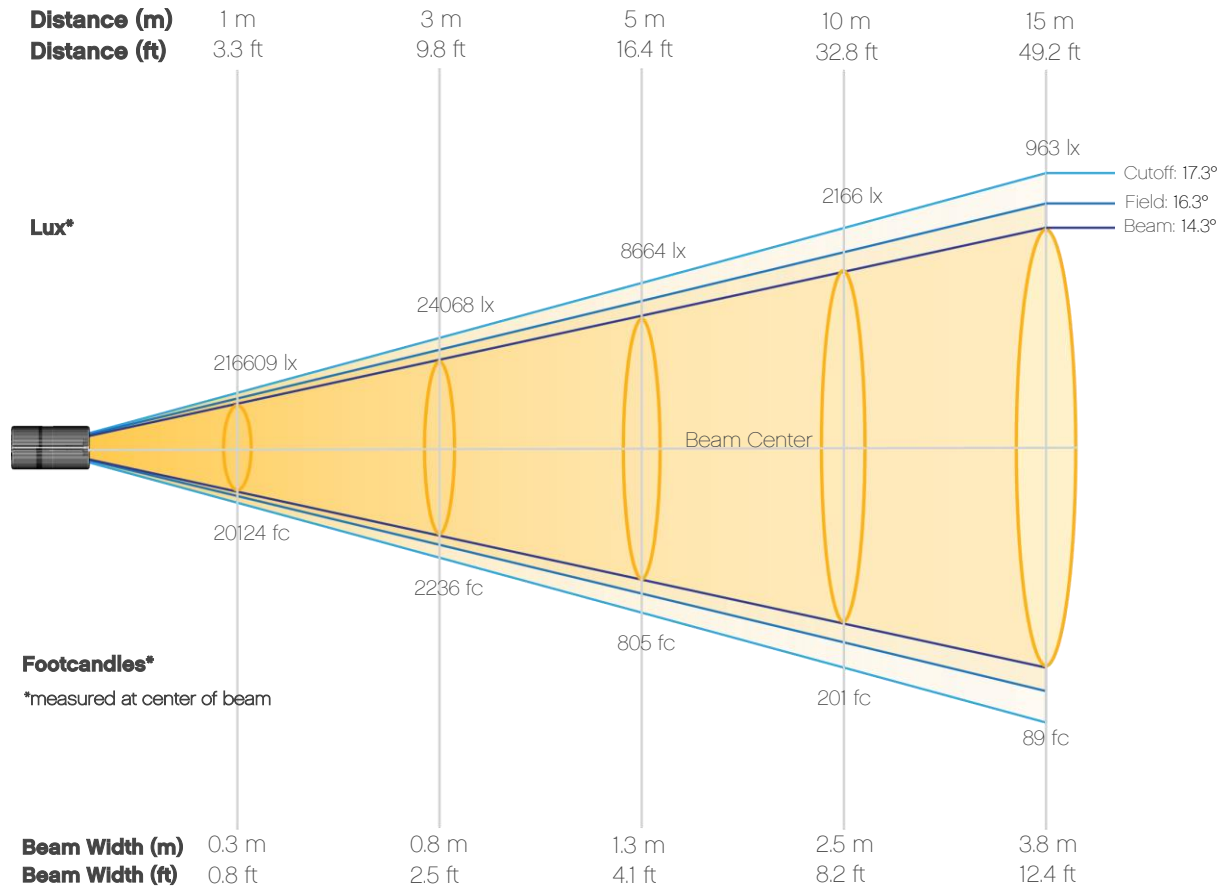
Color Temperature

3218 K

Photometric & Chromaticity Report

Ovation Rêve E-3 IP: 14deg Lens - 3200K

Beam Details

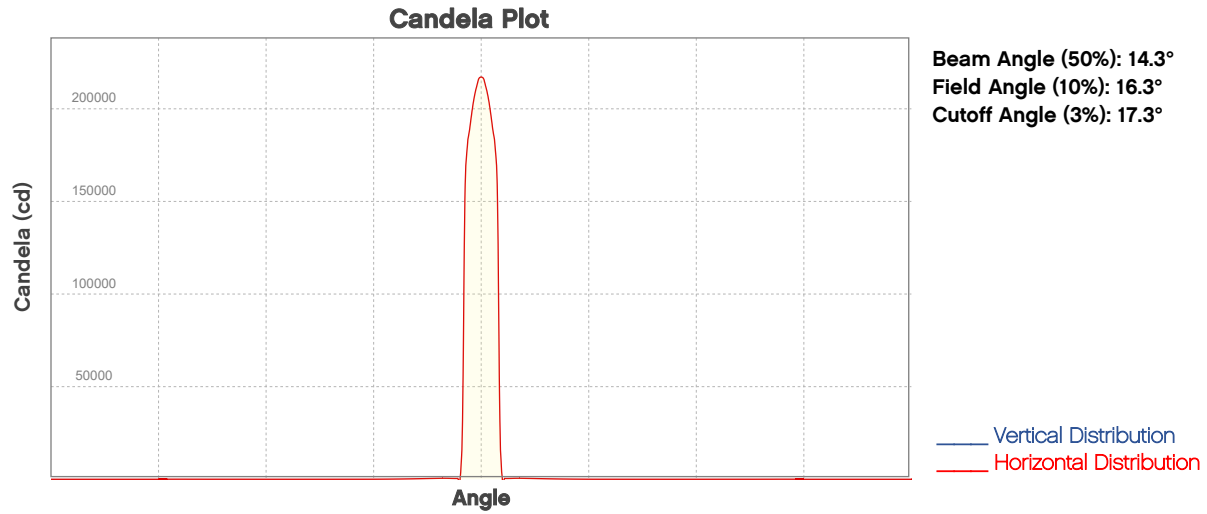


Beam Intensities from 1-20m (3.3-65.6ft)

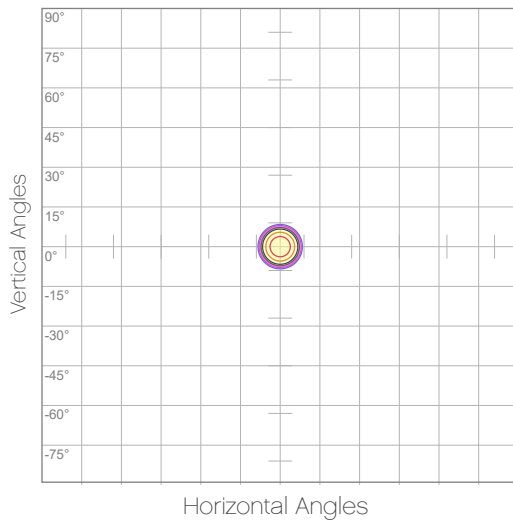
Distance	1m	2m	3m	4m	5m	6m	7m	8m	9m	10m
Lux	216609	54152	24068	13538	8664	6017	4421	3385	2674	2166
Distance	11m	12m	13m	14m	15m	16m	17m	18m	19m	20m
Lux	1790	1504	1282	1105	963	846	750	669	600	542
Distance	3.3ft	6.6ft	9.8ft	13.1ft	16.4ft	19.7ft	23ft	26.2ft	29.5ft	32.8ft
FC	20124	5031	2236	1258	805	559	411	314	248	201
Distance	36.1ft	39.4ft	42.7ft	45.9ft	49.2ft	52.5ft	55.8ft	59.1ft	62.3ft	65.6ft
FC	166	140	119	103	89	79	70	62	56	50

Photometric & Chromaticity Report

Ovation Rêve E-3 IP: 14deg Lens - 3200K



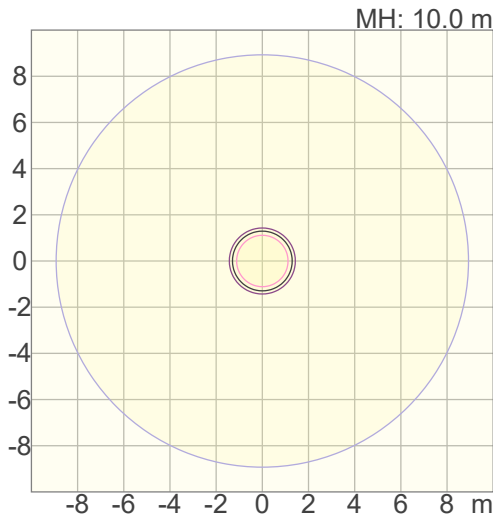
ISO Diagrams



ISO Candela Diagram

10%	21661 cd
20%	43322 cd
30%	64983 cd
40%	86644 cd
50%	108305 cd
60%	129966 cd
70%	151627 cd
80%	173288 cd
90%	194948 cd

Conditions:
 Number of c-planes: 2
 Candela at center: 216609 cd



ISO Lux Diagram

3%	65.0 lx
5%	108 lx
10%	217 lx
30%	650 lx
50%	1083 lx

Conditions:
 Number of c-planes: 2
 Candela at center: 2166 lx

Lux distribution on a surface when lamp is mounted at 10 meters from the surface.

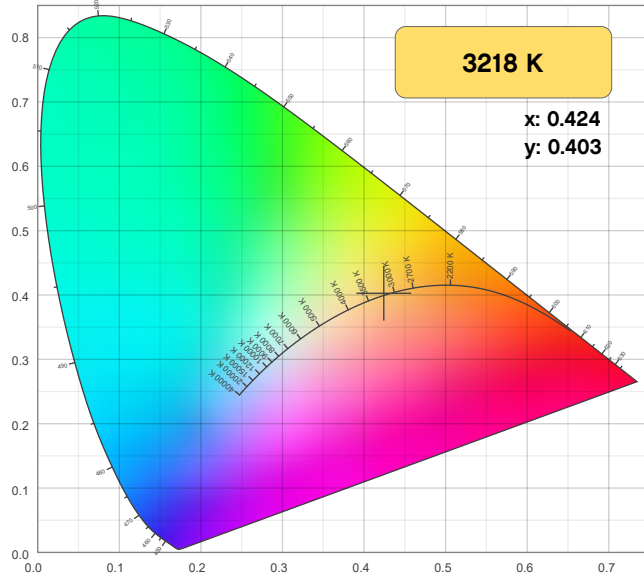
Mounting height: 10 meters / 33 feet

Photometric & Chromaticity Report

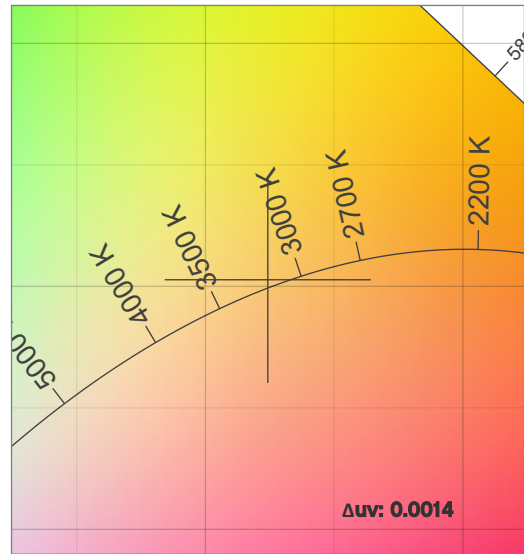
Ovation Rêve E-3 IP: 14deg Lens - 3200K

Chromaticity

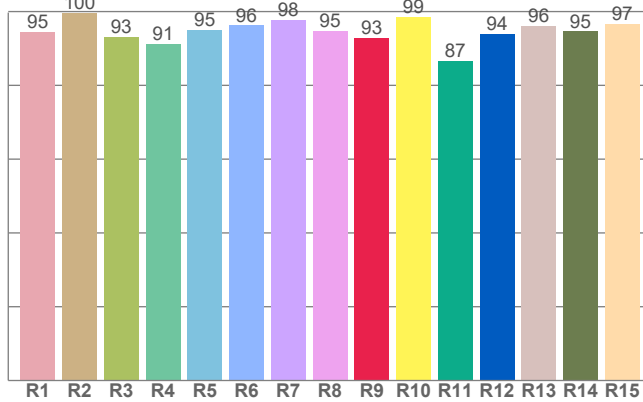
CIE 1931



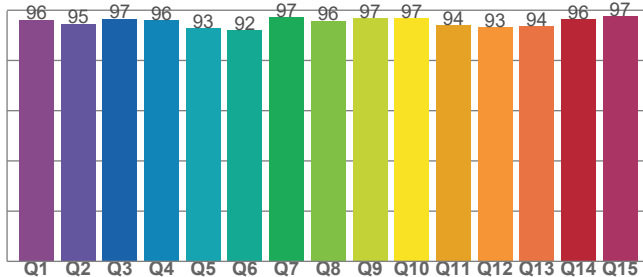
CIE 1931 - Zoom



CRI: 95.3 (R1-R8)



CQS: 94.9



Color Parameters

Color Temperature	Color Coordinate CIE 1931	Color Coordinate CIE 1931
CCT	x	y
3218 K	0.424	0.403

Color Deviation from Black Body Curve	Color Coordinate CIE 1964	Color Coordinate CIE 1964
Δuv	y	u
0.0014	0.403	0.243

Color Rendering Index	Red Component	Color Quality Scale
CRI	CRI - R9	CQS
95.3	92.8	94.9

Television Lighting Consistency Index	Color Fidelity	Color Gamut
TLCI	TM30 - Rf	TM30 Rg
89	94.5	103.0

Photometric & Chromaticity Report

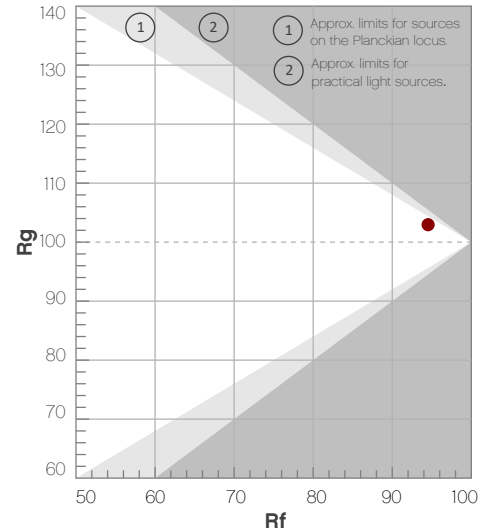
Ovation Rêve E-3 IP: 14deg Lens - 3200K

TM-30 Details

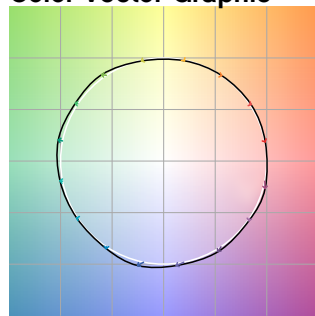
Rf 94.5
Fidelity Index
(Rg)

Rg 103.0
Gammut Index
(Rg)

		Graphic shifts (%)		
Hue Bin	Rf	Chroma	Hue	
1	95	0%	-1%	
2	96	1%	-2%	
3	95	0%	-1%	
4	98	-1%	-1%	
5	95	-1%	2%	
6	93	3%	3%	
7	95	2%	1%	
8	93	4%	0%	
9	96	2%	-1%	
10	96	1%	-1%	
11	97	2%	1%	
12	89	4%	-5%	
13	90	2%	-8%	
14	92	2%	-5%	
15	93	1%	-2%	
16	90	2%	-7%	



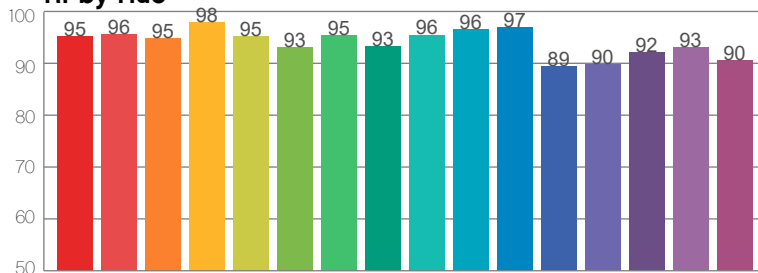
Color Vector Graphic



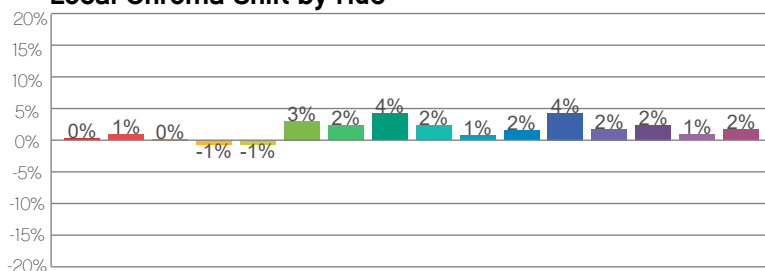
Color Distortion Graphic



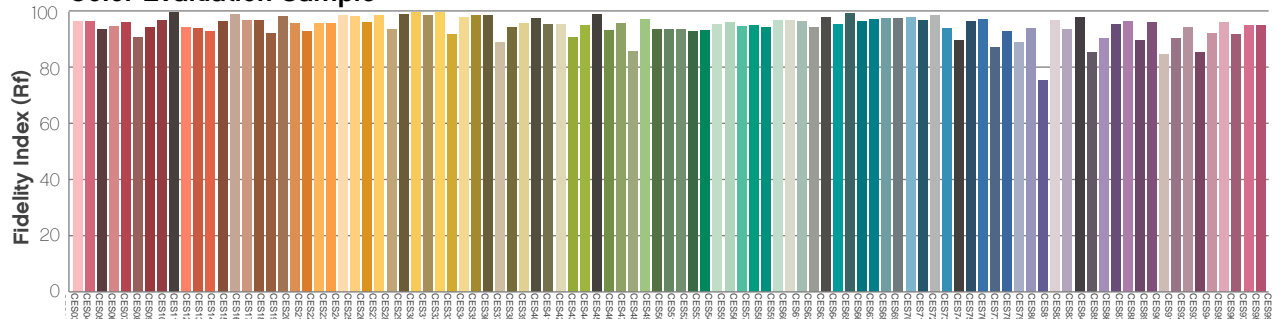
Rf by Hue



Local Chroma Shift by Hue



Color Evaluation Sample



Photometric & Chromaticity Report

Ovation Rêve E-3 IP: 14deg Lens - 4000K

Report Summary

Measurements

Fixture Output: 11520 lm
Fixture Peak: 245690 cd
Fixture Efficacy: 32 lm/W
Intensity @ 5m: 9828 lux
Color Temperature: 4065 K
CRI: 96.0 CRI R9 Value: 96.8
CQS: 96.3
TLCI: 91
TM-30 Rf: 94.3
TM-30 Rg: 102.7
Beam Angle (50%): 14°
Field Angle (10%): 16.2°
Cutoff Angle (3%): 16.7°

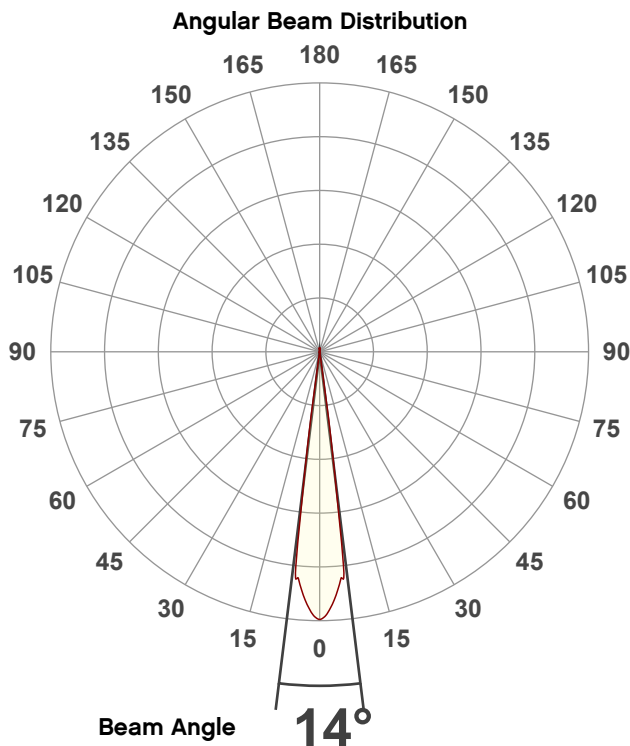


Conditions

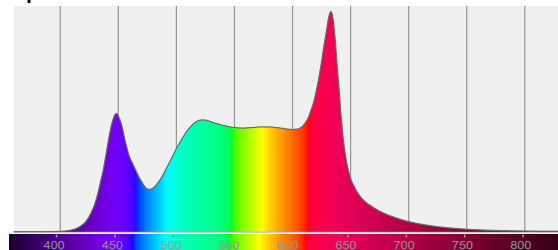
AC Supply: 117 V, 60 Hz
Power: 359.66 W
Current: 3.06 A
Power Factor: 0.99

This data sheet conforms to American National Standard E1.9 – 2007 (R2017). All data was measured and calculated by a Viso Systems LabSpion Goniometer at the Chauvet PD Optics Laboratory in Sunrise, FL on 7/29/2022 to LM-63-2002 Standards.

Overall Measurement




Spectral Distribution



Tested Color (CIE 1931):

X: 0.380

Y: 0.382



Light Quality

CRI: 96.0



Color Temperature

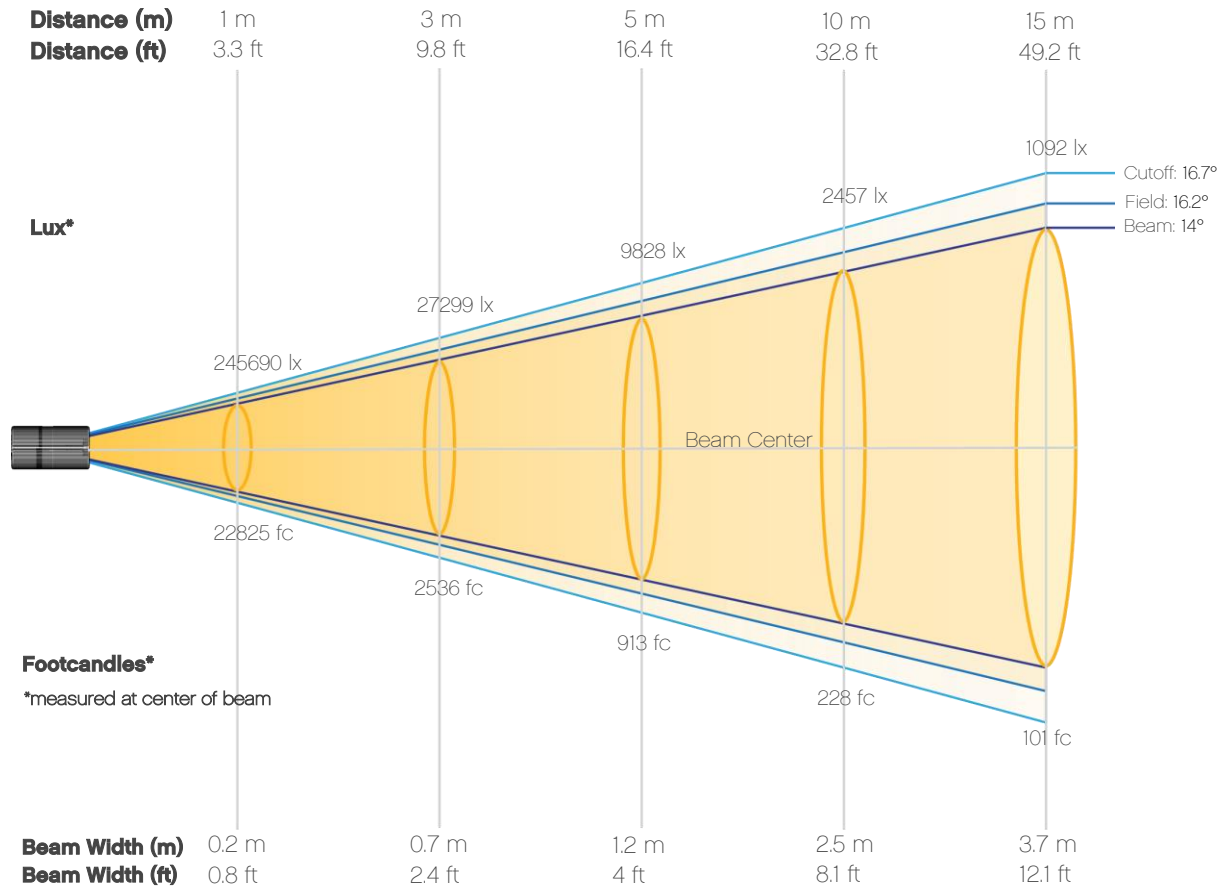
4065 K



Photometric & Chromaticity Report

Ovation Rêve E-3 IP: 14deg Lens - 4000K

Beam Details

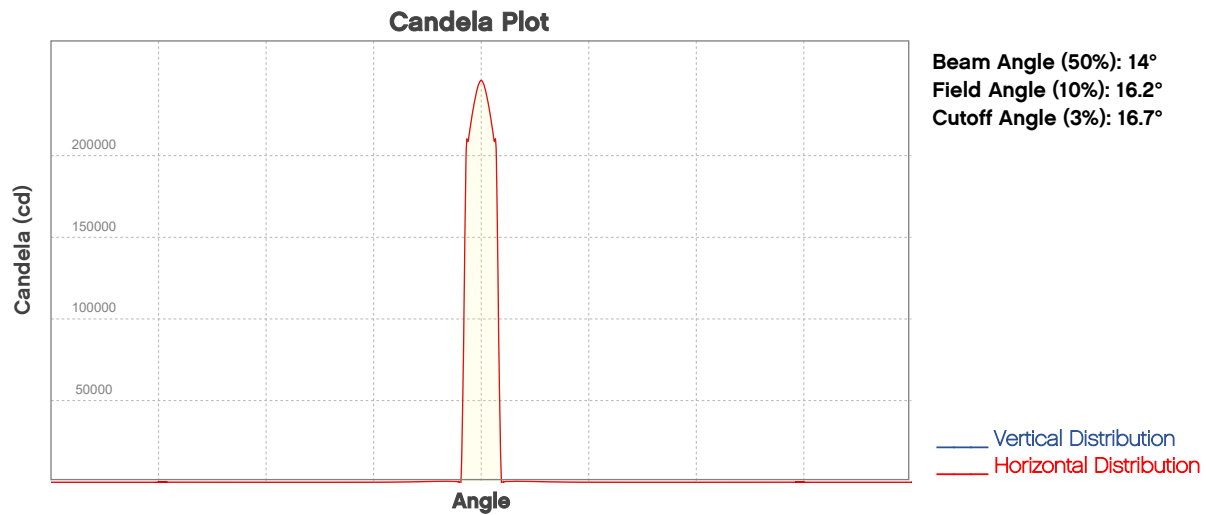


Beam Intensities from 1-20m (3.3-65.6ft)

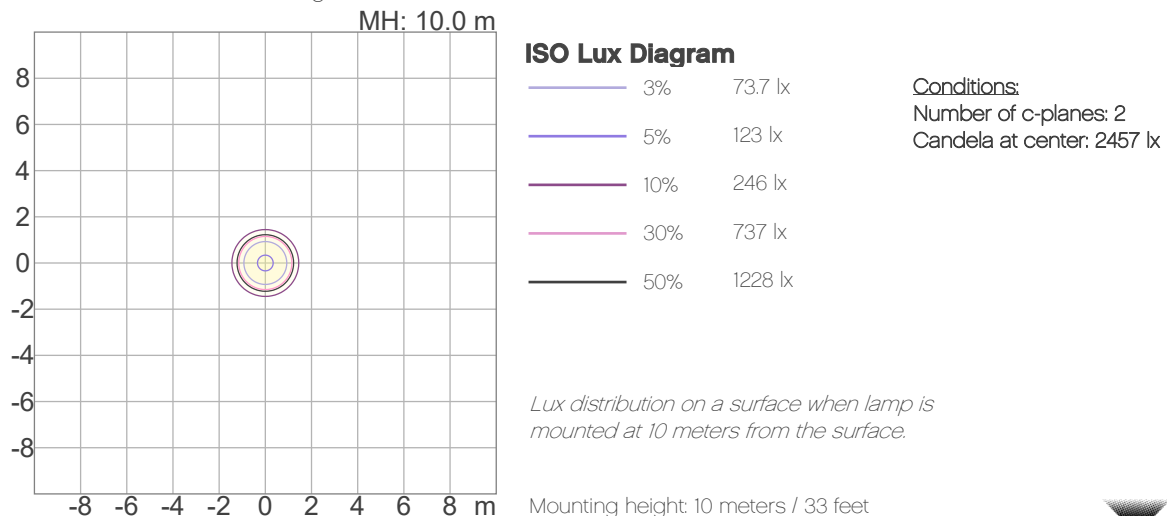
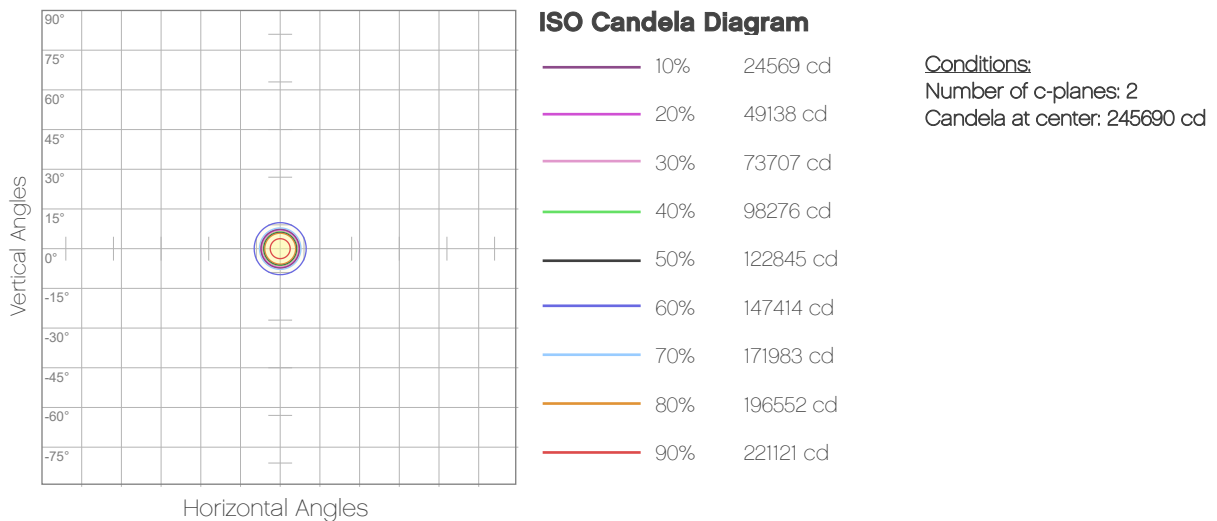
Distance	1m	2m	3m	4m	5m	6m	7m	8m	9m	10m
Lux	245690	61423	27299	15356	9828	6825	5014	3839	3033	2457
Distance	11m	12m	13m	14m	15m	16m	17m	18m	19m	20m
Lux	2030	1706	1454	1254	1092	960	850	758	681	614
Distance	3.3ft	6.6ft	9.8ft	13.1ft	16.4ft	19.7ft	23ft	26.2ft	29.5ft	32.8ft
FC	22825	5706	2536	1427	913	634	466	357	282	228
Distance	36.1ft	39.4ft	42.7ft	45.9ft	49.2ft	52.5ft	55.8ft	59.1ft	62.3ft	65.6ft
FC	189	159	135	116	101	89	79	70	63	57

Photometric & Chromaticity Report

Ovation Rêve E-3 IP: 14deg Lens - 4000K



ISO Diagrams



Chauvet Professional – www.chauvetprofessional.com

© 2022 Chauvet & Sons, LLC. All rights reserved

All product specifications, measurements and dimensions are subject to change without notice

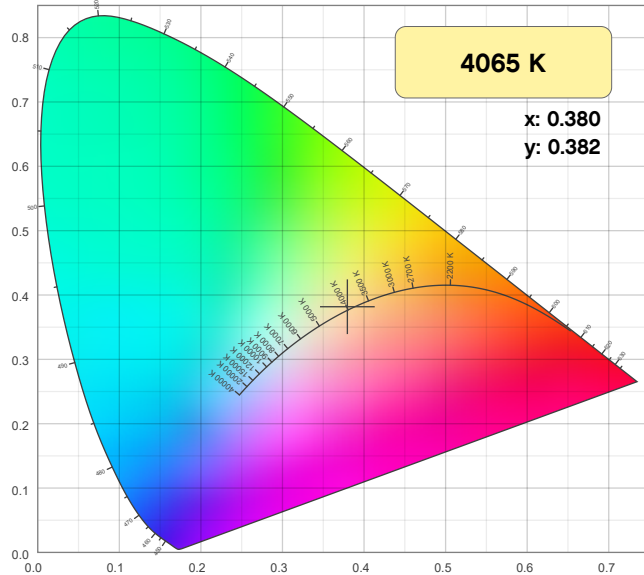


Photometric & Chromaticity Report

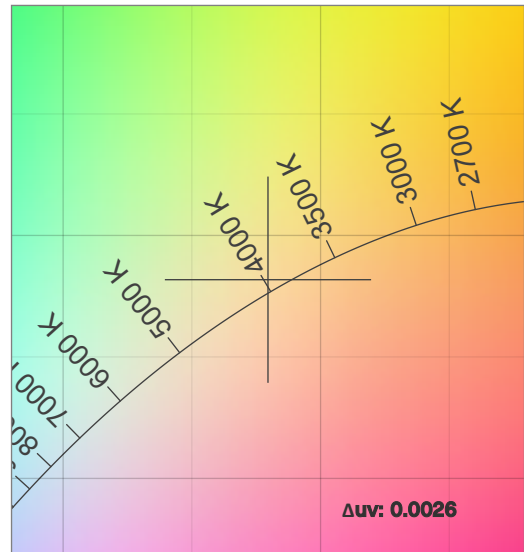
Ovation Rêve E-3 IP: 14deg Lens - 4000K

Chromaticity

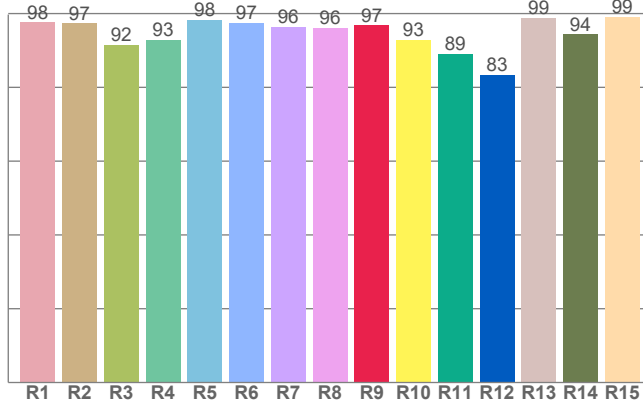
CIE 1931



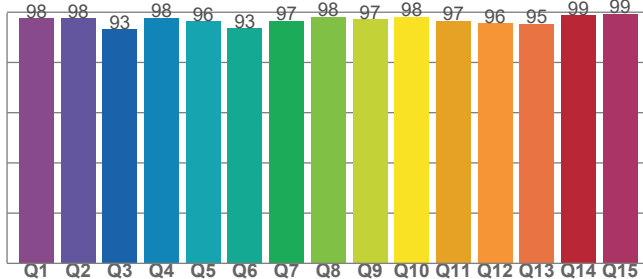
CIE 1931 - Zoom



CRI: 96.0 (R1-R8)



CQS: 96.3



Color Parameters

Color Temperature	Color Coordinate CIE 1931	Color Coordinate CIE 1931
CCT	x	y
4065 K	0.380	0.382

Color Deviation from Black Body Curve	Color Coordinate CIE 1964	Color Coordinate CIE 1964
Δuv	y	u
0.0026	0.382	0.223

Color Rendering Index	Red Component	Color Quality Scale
CRI	CRI - R9	CQS
96.0	96.8	96.3

Television Lighting Consistency Index	Color Fidelity	Color Gamut
TLCI	TM30 - Rf	TM30 Rg
91	94.3	102.7

Photometric & Chromaticity Report

Ovation Rêve E-3 IP: 14deg Lens - 4000K

TM-30 Details

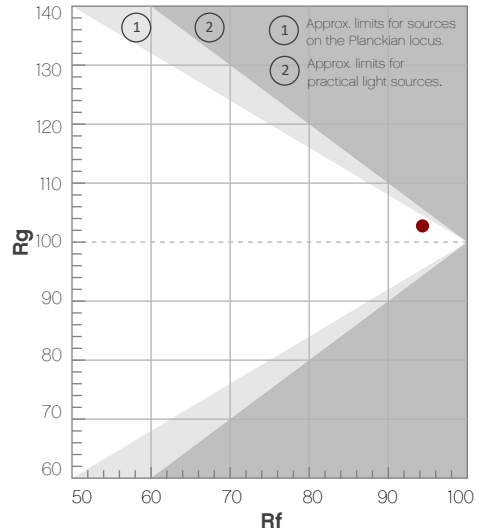
Rf 94.3

Fidelity Index
(R_f)

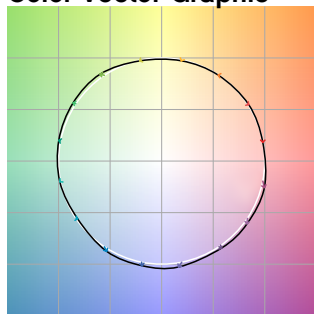
Rg 102.7

Gammut Index
(R_g)

Hue Bin	R _f	Graphic shifts (%)	
		Chroma	Hue
1	96	0%	-1%
2	97	1%	-1%
3	96	0%	1%
4	97	-1%	0%
5	94	-1%	2%
6	94	3%	3%
7	95	3%	1%
8	95	2%	0%
9	96	1%	0%
10	97	-1%	1%
11	92	2%	4%
12	91	3%	1%
13	92	4%	-4%
14	95	2%	2%
15	92	3%	-5%
16	90	3%	-6%



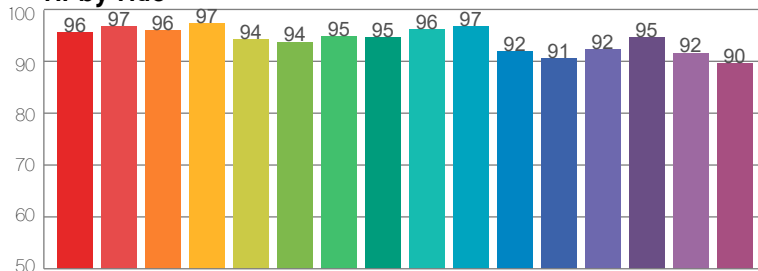
Color Vector Graphic



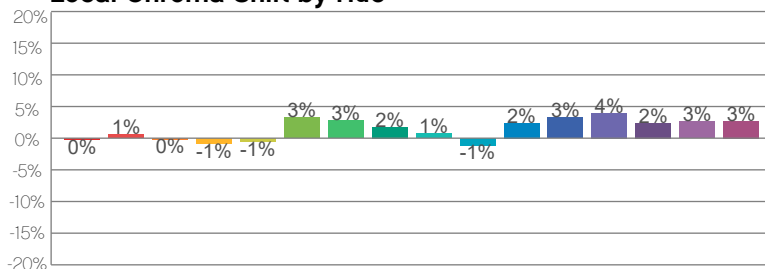
Color Distortion Graphic



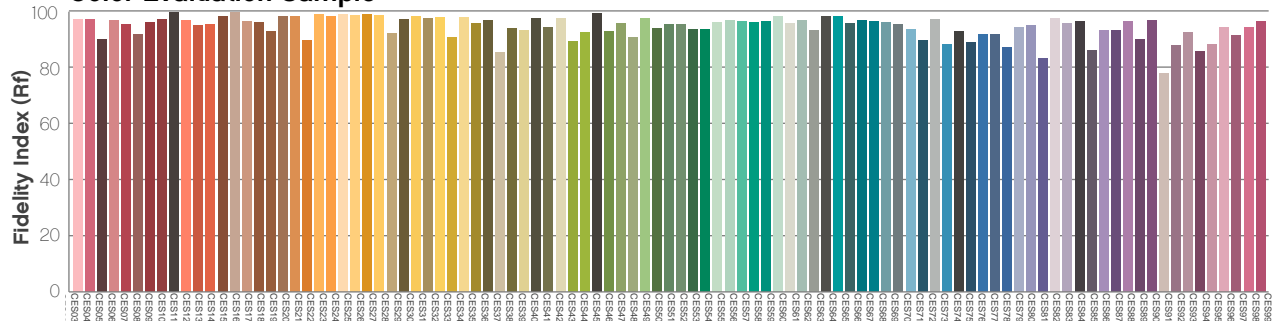
R_f by Hue



Local Chroma Shift by Hue



Color Evaluation Sample



Photometric & Chromaticity Report

Ovation Rêve E-3 IP: 14deg Lens - 5600K

Report Summary

Measurements

Fixture Output: 10900 lm
Fixture Peak: 233743 cd
Fixture Efficacy: 31 lm/W
Intensity @ 5m: 9350 lux
Color Temperature: 5657 K
CRI: 94.6 CRI R9 Value: 93.4
CQS: 94.1
TLCI: 94
TM-30 Rf: 92.4
TM-30 Rg: 103.6
Beam Angle (50%): 14.1°
Field Angle (10%): 15.8°
Cutoff Angle (3%): 17.1°

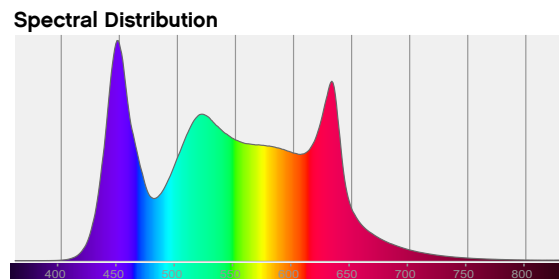
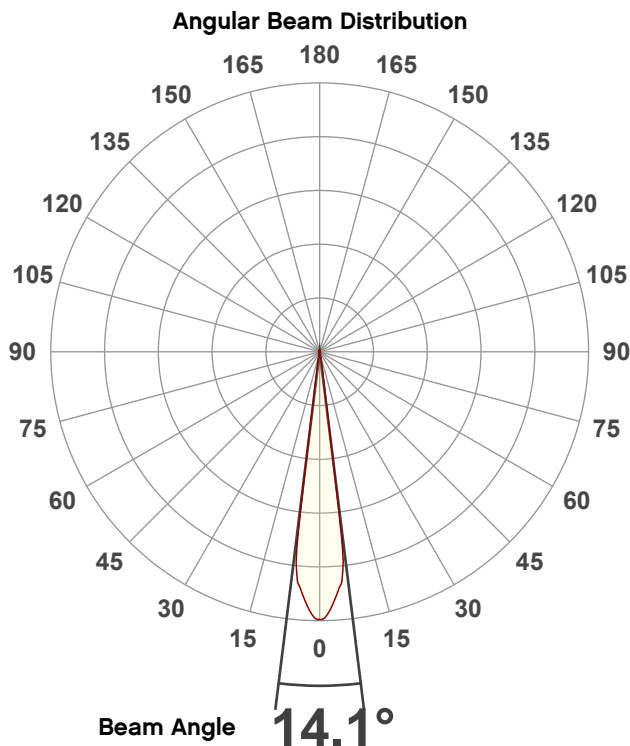


Conditions

AC Supply: 118 V, 60 Hz
Power: 352.72 W
Current: 3.00 A
Power Factor: 0.99

This data sheet conforms to American National Standard E1.9 – 2007 (R2017). All data was measured and calculated by a Viso Systems LabSpion Goniometer at the Chauvet PD Optics Laboratory in Sunrise, FL on 7/29/2022 to LM-63-2002 Standards.


Overall Measurement



Tested Color (CIE 1931):

X: 0.329

Y: 0.342



Light Quality

CRI: 94.6

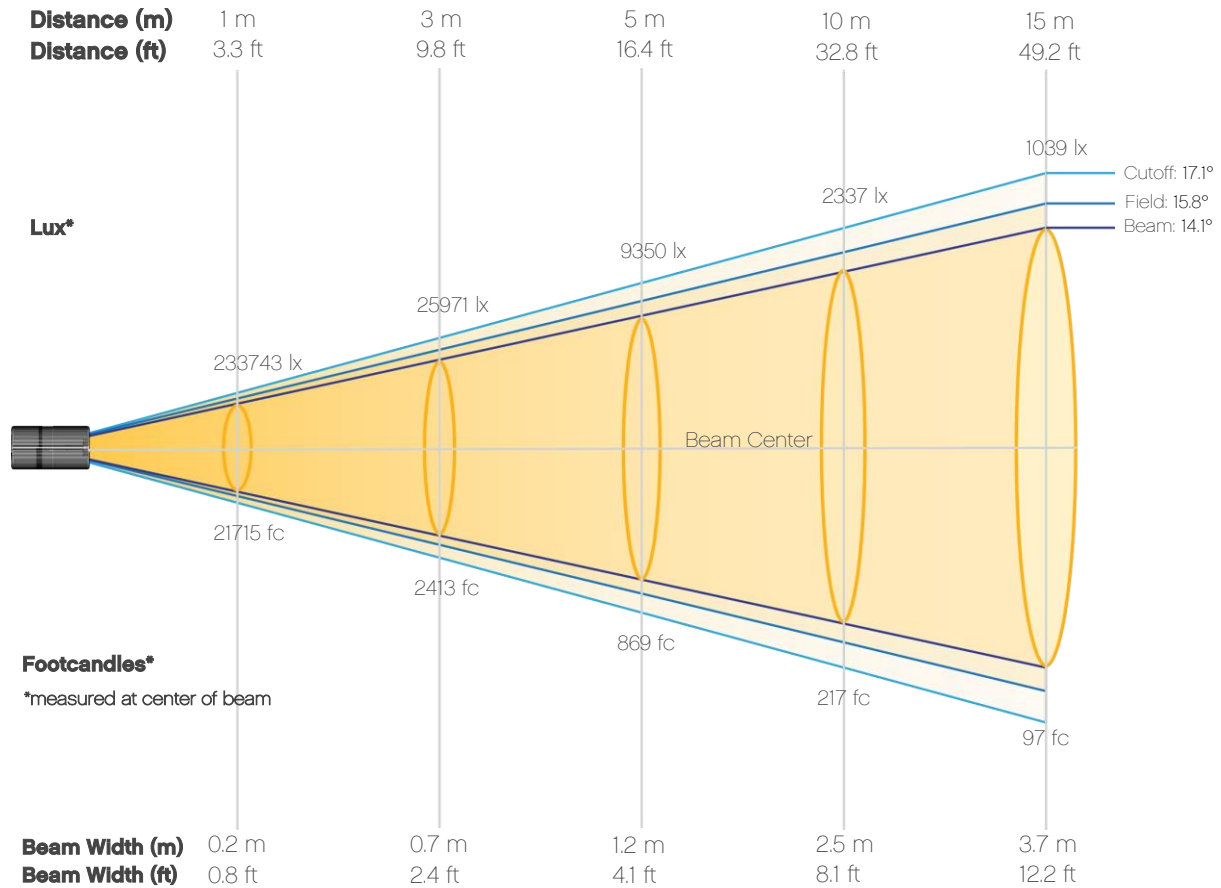
Color Temperature

5657 K

Photometric & Chromaticity Report

Ovation Rêve E-3 IP: 14deg Lens - 5600K

Beam Details

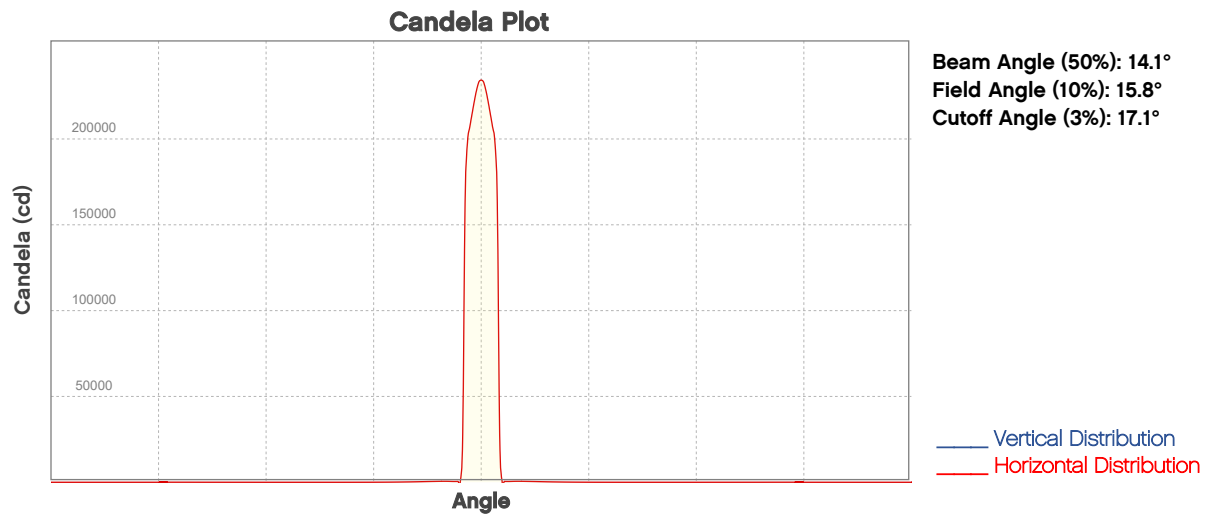


Beam Intensities from 1-20m (3.3-65.6ft)

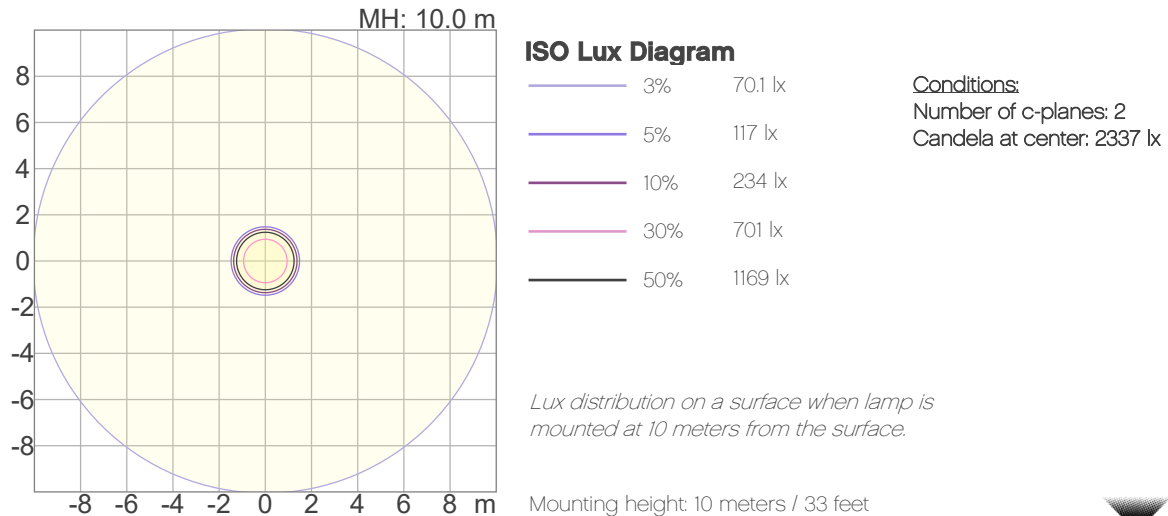
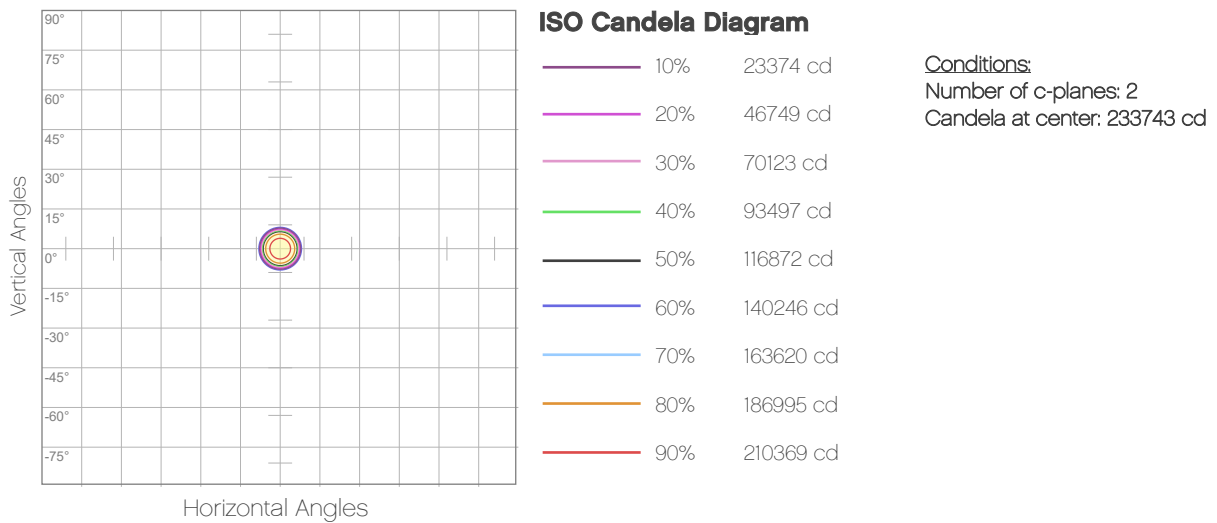
Distance	1m	2m	3m	4m	5m	6m	7m	8m	9m	10m
Lux	233743	58436	25971	14609	9350	6493	4770	3652	2886	2337
Distance	11m	12m	13m	14m	15m	16m	17m	18m	19m	20m
Lux	1932	1623	1383	1193	1039	913	809	721	647	584
Distance	3.3ft	6.6ft	9.8ft	13.1ft	16.4ft	19.7ft	23ft	26.2ft	29.5ft	32.8ft
FC	21715	5429	2413	1357	869	603	443	339	268	217
Distance	36.1ft	39.4ft	42.7ft	45.9ft	49.2ft	52.5ft	55.8ft	59.1ft	62.3ft	65.6ft
FC	179	151	128	111	97	85	75	67	60	54

Photometric & Chromaticity Report

Ovation Rêve E-3 IP: 14deg Lens - 5600K



ISO Diagrams



Chauvet Professional – www.chauvetprofessional.com

© 2022 Chauvet & Sons, LLC. All rights reserved

All product specifications, measurements and dimensions are subject to change without notice

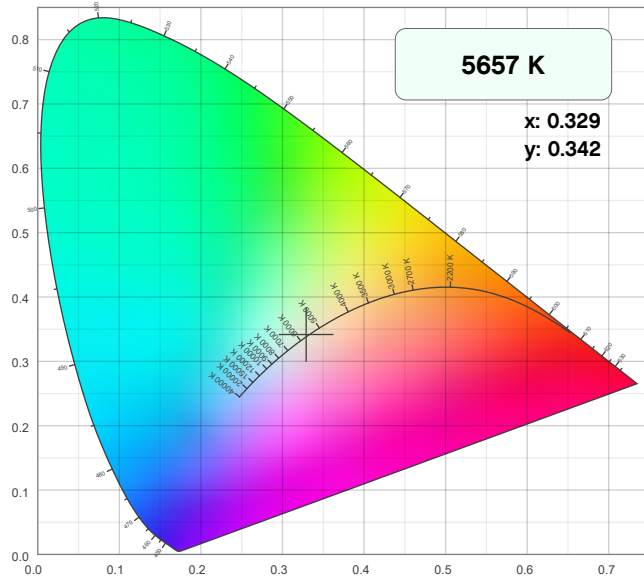


Photometric & Chromaticity Report

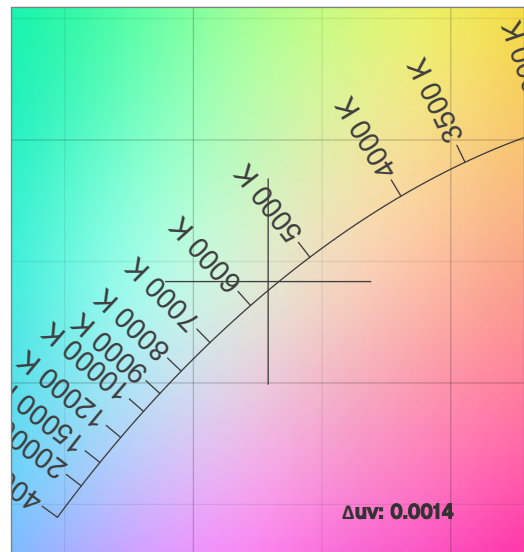
Ovation Rêve E-3 IP: 14deg Lens - 5600K

Chromaticity

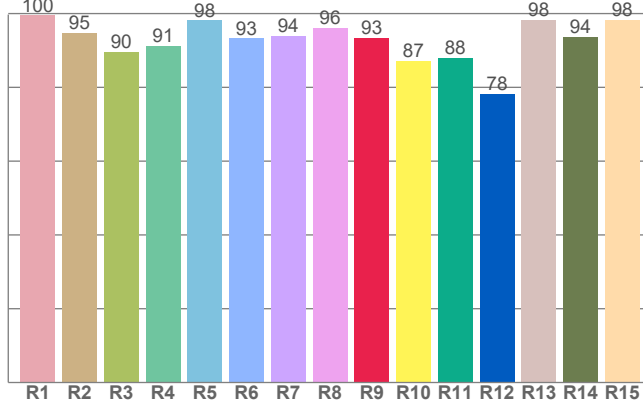
CIE 1931



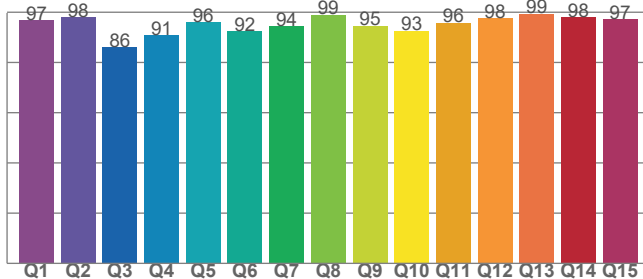
CIE 1931 - Zoom



CRI: 94.6 (R1-R8)



CQS: 94.1



Color Parameters

Color Temperature	Color Coordinate CIE 1931	Color Coordinate CIE 1931
CCT	x	y
5657 K	0.329	0.342

Color Deviation from Black Body Curve	Color Coordinate CIE 1964	Color Coordinate CIE 1964
Δuv	y	u
0.0014	0.342	0.204

Color Rendering Index	Red Component	Color Quality Scale
CRI	CRI - R9	CQS
94.6	93.4	94.1

Television Lighting Consistency Index	Color Fidelity	Color Gamut
TLCI	TM30 - Rf	TM30 Rg
94	92.4	103.6

Photometric & Chromaticity Report

Ovation Rêve E-3 IP: 14deg Lens - 5600K

TM-30 Details

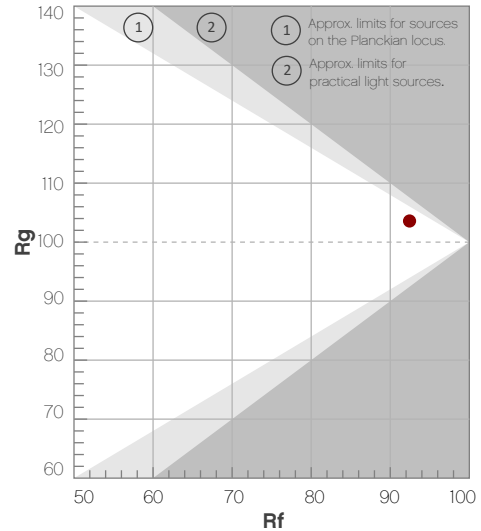
Rf 92.4

Fidelity Index
(R_f)

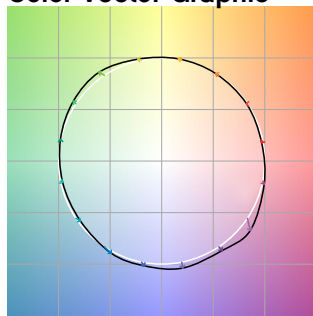
Rg 103.6

Gammut Index
(R_g)

Hue Bin	R _f	Graphic shifts (%)	
		Chroma	Hue
1	95	-1%	-1%
2	98	-1%	0%
3	93	0%	3%
4	94	0%	3%
5	91	1%	3%
6	92	5%	3%
7	95	3%	-1%
8	96	0%	-1%
9	96	-2%	1%
10	92	-2%	5%
11	85	1%	9%
12	93	3%	4%
13	93	6%	0%
14	91	5%	0%
15	87	9%	-8%
16	95	2%	-3%



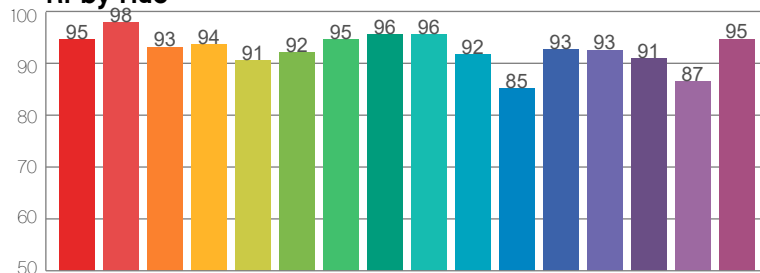
Color Vector Graphic



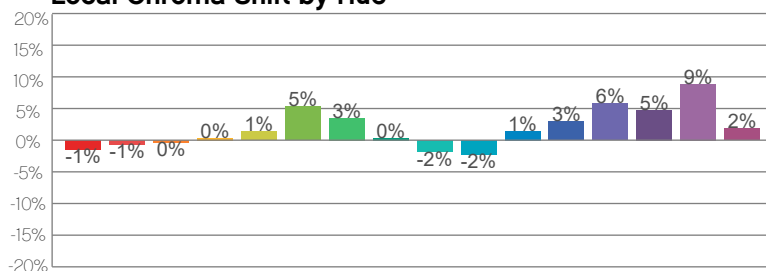
Color Distortion Graphic



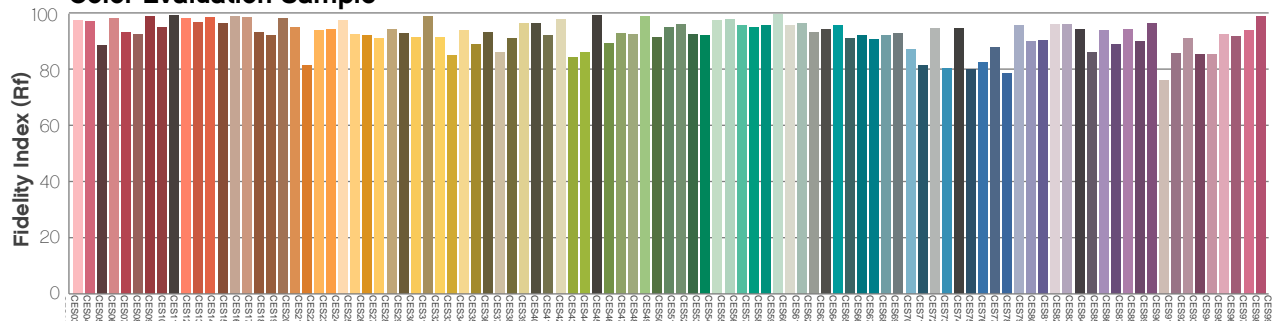
R_f by Hue



Local Chroma Shift by Hue



Color Evaluation Sample



Photometric & Chromaticity Report

Ovation Rêve E-3 IP: 15-30 Zoom Lens-15deg - Full Power

Report Summary

Measurements

Fixture Output: 9166 lm
Fixture Peak: 193271 cd
Fixture Efficacy: 25 lm/W
Intensity @ 5m: 7731 lux
Color Temperature: 6326 K
CRI: 87.8 CRI R9 Value: 50.7
CQS: 93.5
TLCI: 92
TM-30 Rf: 90.5
TM-30 Rg: 108.8
Beam Angle (50%): 14.3°
Field Angle (10%): 17.3°
Cutoff Angle (3%): 18.1°

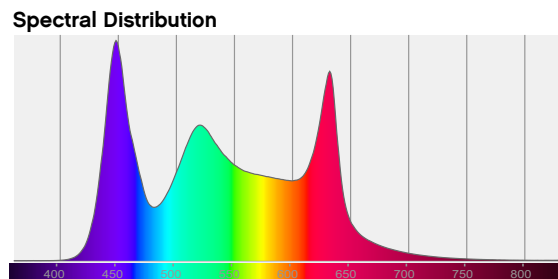
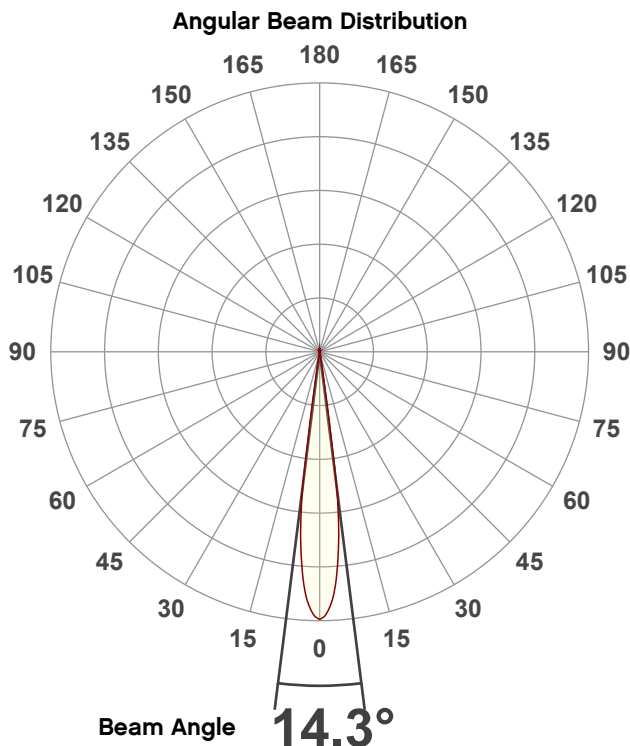


Conditions

AC Supply: 118 V, 60 Hz
Power: 362.09 W
Current: 3.07 A
Power Factor: 1.0

This data sheet conforms to American National Standard E1.9 – 2007 (R2017). All data was measured and calculated by a Viso Systems LabSpion Goniometer at the Chauvet PD Optics Laboratory in Sunrise, FL on 8/1/2022 to LM-63-2002 Standards.


Overall Measurement



Tested Color (CIE 1931):

X: 0.317

Y: 0.321



Light Quality

CRI: 87.8

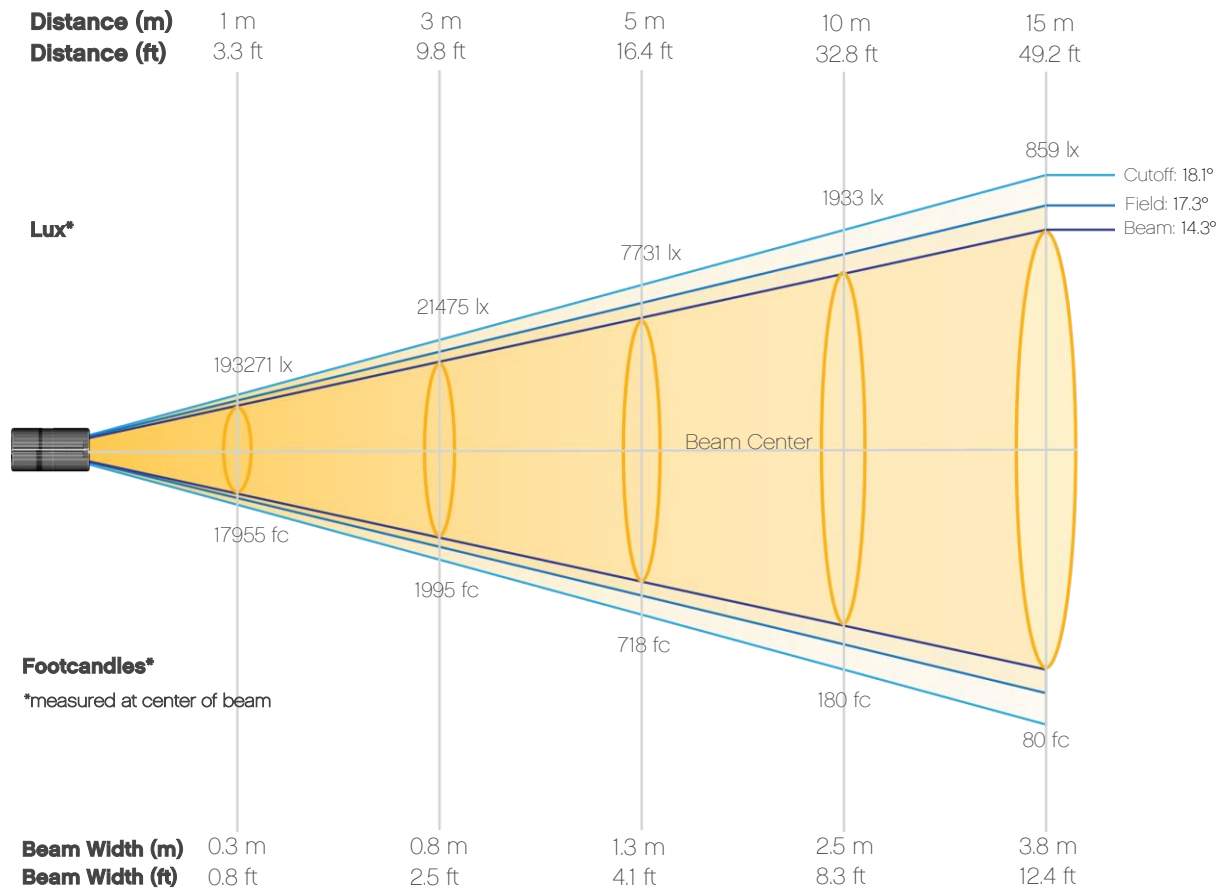
Color Temperature

6326 K

Photometric & Chromaticity Report

Ovation Rêve E-3 IP: 15-30 Zoom Lens-15deg - Full Power

Beam Details

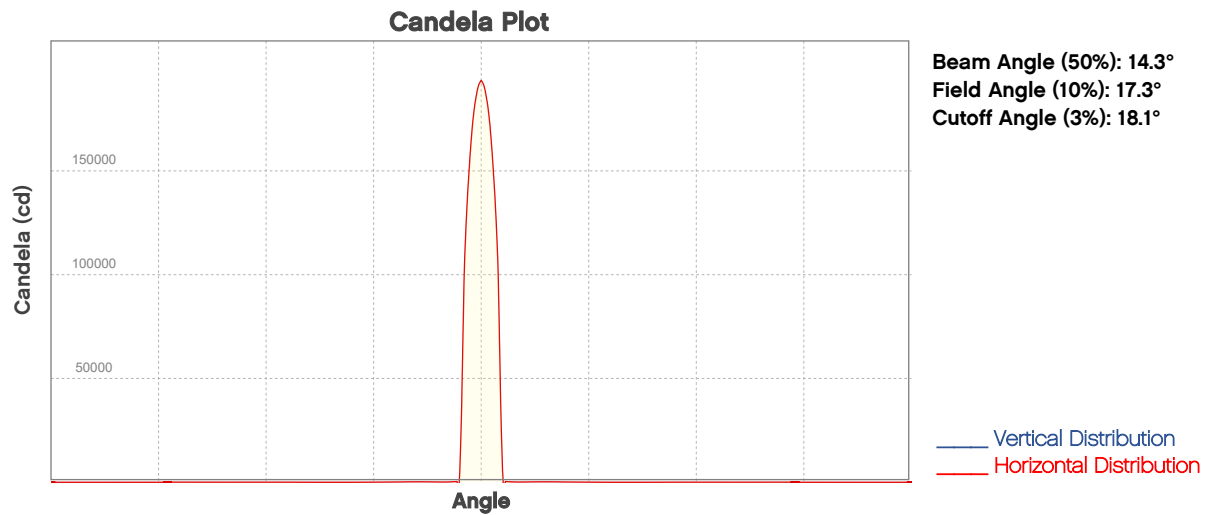


Beam Intensities from 1-20m (3.3-65.6ft)

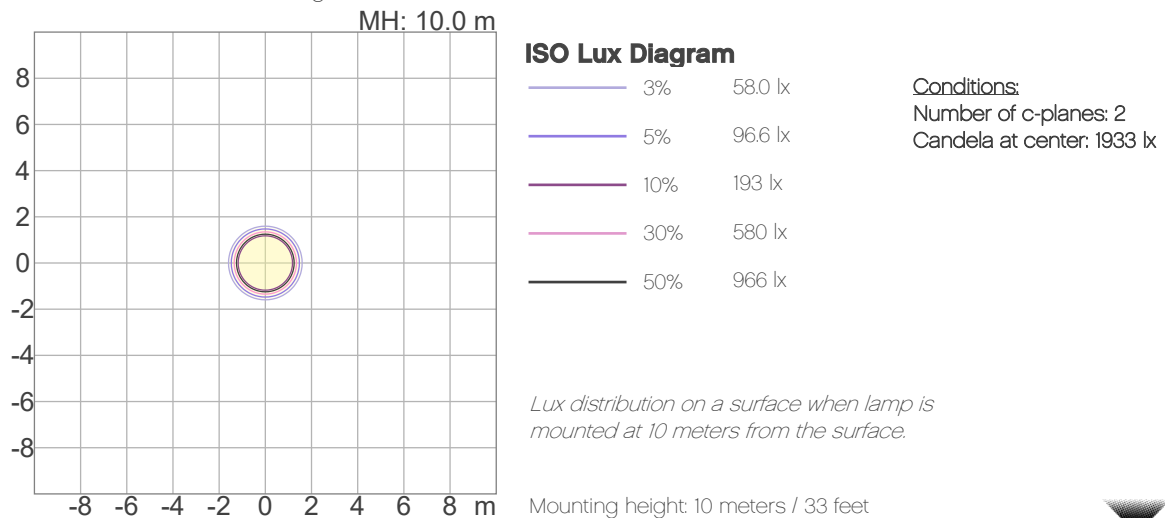
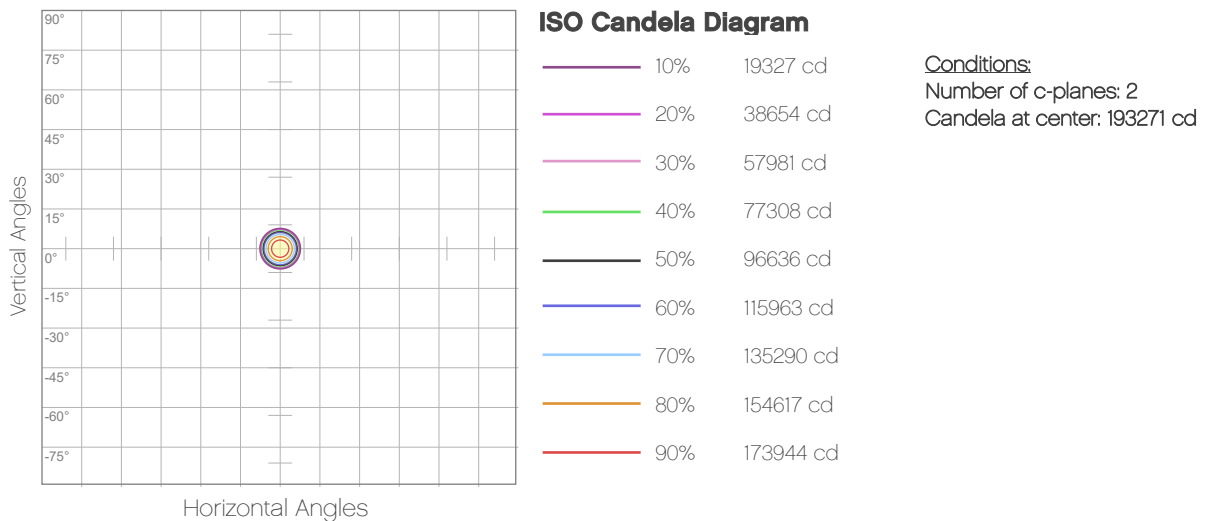
Distance	1m	2m	3m	4m	5m	6m	7m	8m	9m	10m
Lux	193271	48318	21475	12079	7731	5369	3944	3020	2386	1933
Distance	11m	12m	13m	14m	15m	16m	17m	18m	19m	20m
Lux	1597	1342	1144	986	859	755	669	597	535	483
Distance	3.3ft	6.6ft	9.8ft	13.1ft	16.4ft	19.7ft	23ft	26.2ft	29.5ft	32.8ft
FC	17955	4489	1995	1122	718	499	366	281	222	180
Distance	36.1ft	39.4ft	42.7ft	45.9ft	49.2ft	52.5ft	55.8ft	59.1ft	62.3ft	65.6ft
FC	148	125	106	92	80	70	62	55	50	45

Photometric & Chromaticity Report

Ovation Rêve E-3 IP: 15-30 Zoom Lens-15deg - Full Power



ISO Diagrams



Chauvet Professional – www.chauvetprofessional.com

© 2022 Chauvet & Sons, LLC. All rights reserved

All product specifications, measurements and dimensions are subject to change without notice

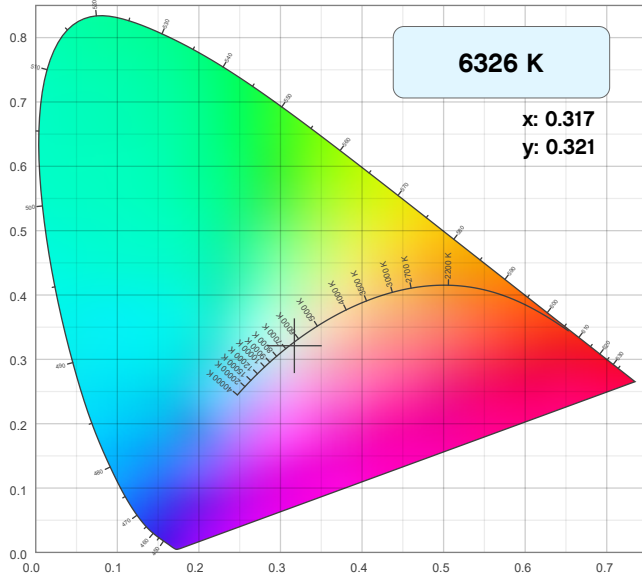


Photometric & Chromaticity Report

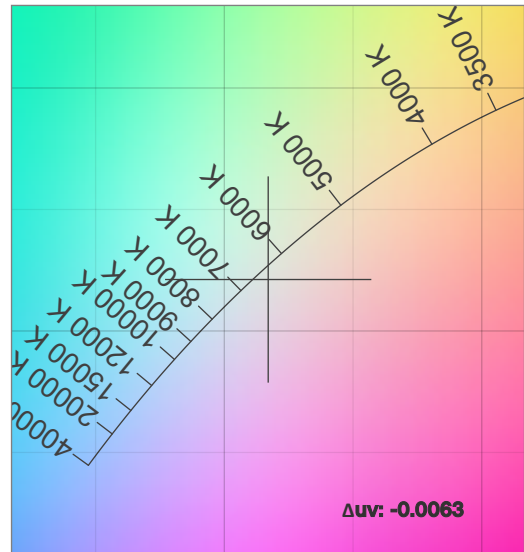
Ovation Rêve E-3 IP: 15-30 Zoom Lens-15deg - Full Power

Chromaticity

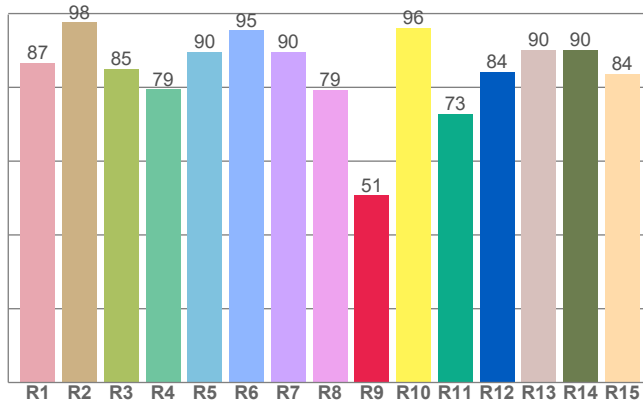
CIE 1931



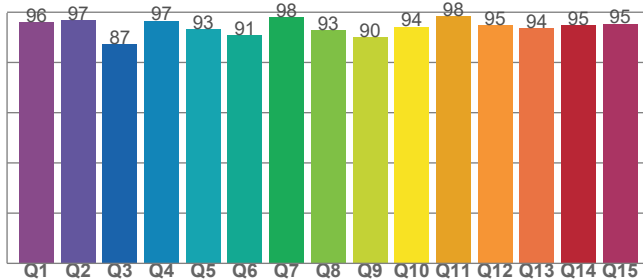
CIE 1931 - Zoom



CRI: 87.8 (R1-R8)



CQS: 93.5



Color Parameters

Color Temperature	Color Coordinate CIE 1931	Color Coordinate CIE 1931
CCT	x	y
6326 K	0.317	0.321

Color Deviation from Black Body Curve	Color Coordinate CIE 1964	Color Coordinate CIE 1964
Δuv	y	u
-0.0063	0.321	0.204

Color Rendering Index	Red Component	Color Quality Scale
CRI	CRI - R9	CQS
87.8	50.7	93.5

Television Lighting Consistency Index	Color Fidelity	Color Gamut
TLCI	TM30 - Rf	TM30 Rg
92	90.5	108.8

Photometric & Chromaticity Report

Ovation Rêve E-3 IP: 15-30 Zoom Lens-15deg - Full Power

TM-30 Details

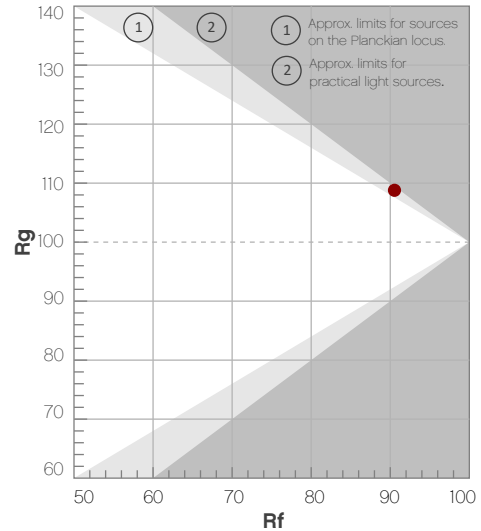
Rf 90.5

Fidelity Index
(R_f)

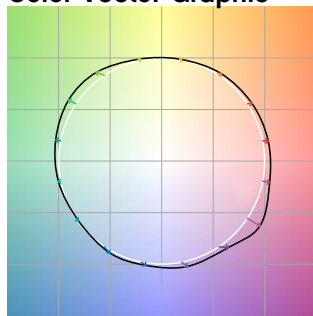
Rg 108.8

Gammut Index
(R_g)

Hue Bin	R _f	Graphic shifts (%)	
		Chroma	Hue
1	89	5%	-1%
2	92	4%	-2%
3	94	3%	0%
4	95	0%	2%
5	91	1%	3%
6	89	7%	5%
7	88	8%	1%
8	91	5%	0%
9	95	2%	0%
10	94	-1%	3%
11	87	2%	8%
12	92	2%	5%
13	92	5%	4%
14	85	6%	7%
15	84	14%	1%
16	88	7%	0%



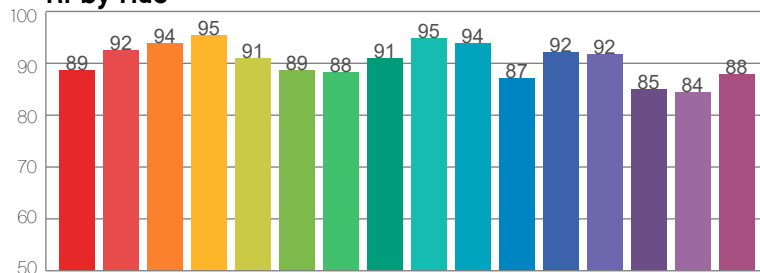
Color Vector Graphic



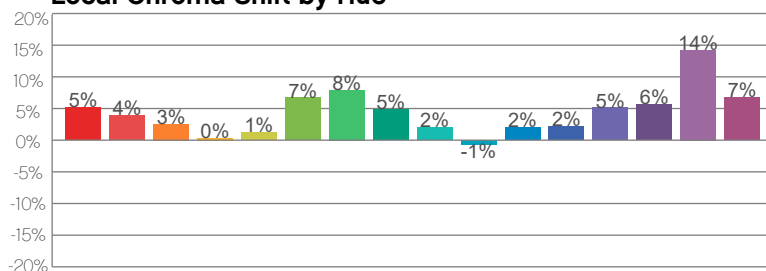
Color Distortion Graphic



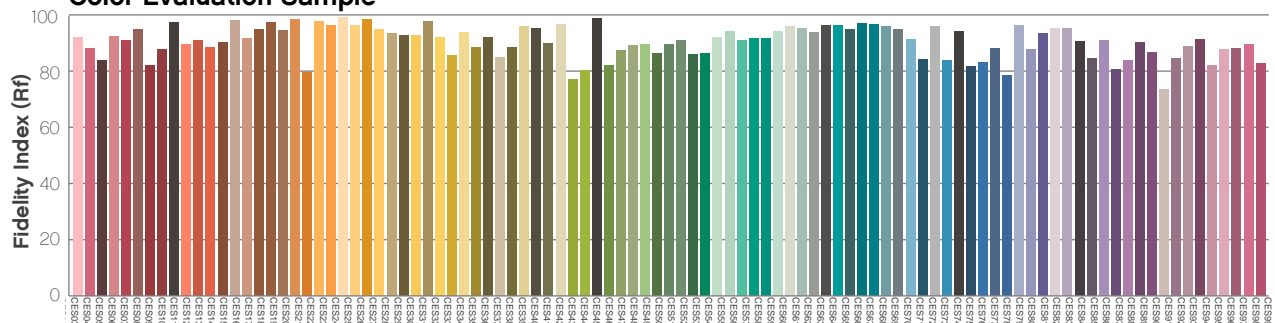
R_f by Hue



Local Chroma Shift by Hue



Color Evaluation Sample



Photometric & Chromaticity Report

Ovation Rêve E-3 IP: 15-30 Zoom Lens-15deg - 3200K

Report Summary

Measurements

Fixture Output: 9046 lm
Fixture Peak: 192639 cd
Fixture Efficacy: 28 lm/W
Intensity @ 5m: 7706 lux
Color Temperature: 3253 K
CRI: 94.1 CRI R9 Value: 87.8
CQS: 95.0
TLCI: 89
TM-30 Rf: 94.2
TM-30 Rg: 104.1
Beam Angle (50%): 14.3°
Field Angle (10%): 17.2°
Cutoff Angle (3%): 18.1°

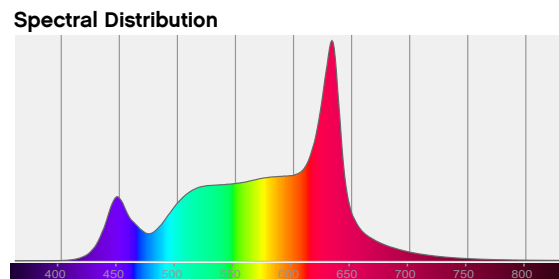
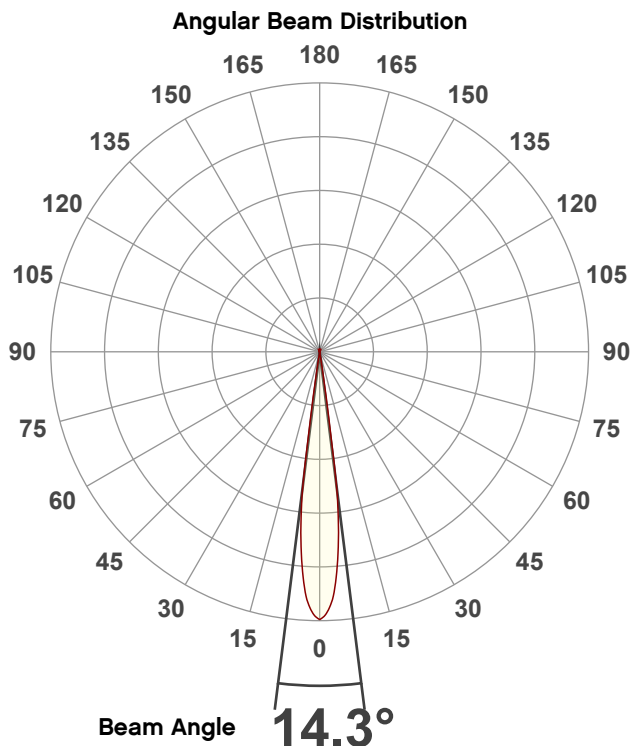


Conditions

AC Supply: 118 V, 60 Hz
Power: 324.29 W
Current: 2.74 A
Power Factor: 0.99

This data sheet conforms to American National Standard E1.9 – 2007 (R2017). All data was measured and calculated by a Viso Systems LabSpion Goniometer at the Chauvet PD Optics Laboratory in Sunrise, FL on 8/1/2022 to LM-63-2002 Standards.

Overall Measurement



Tested Color (CIE 1931):

X: 0.420

Y: 0.397



Light Quality

CRI: 94.1

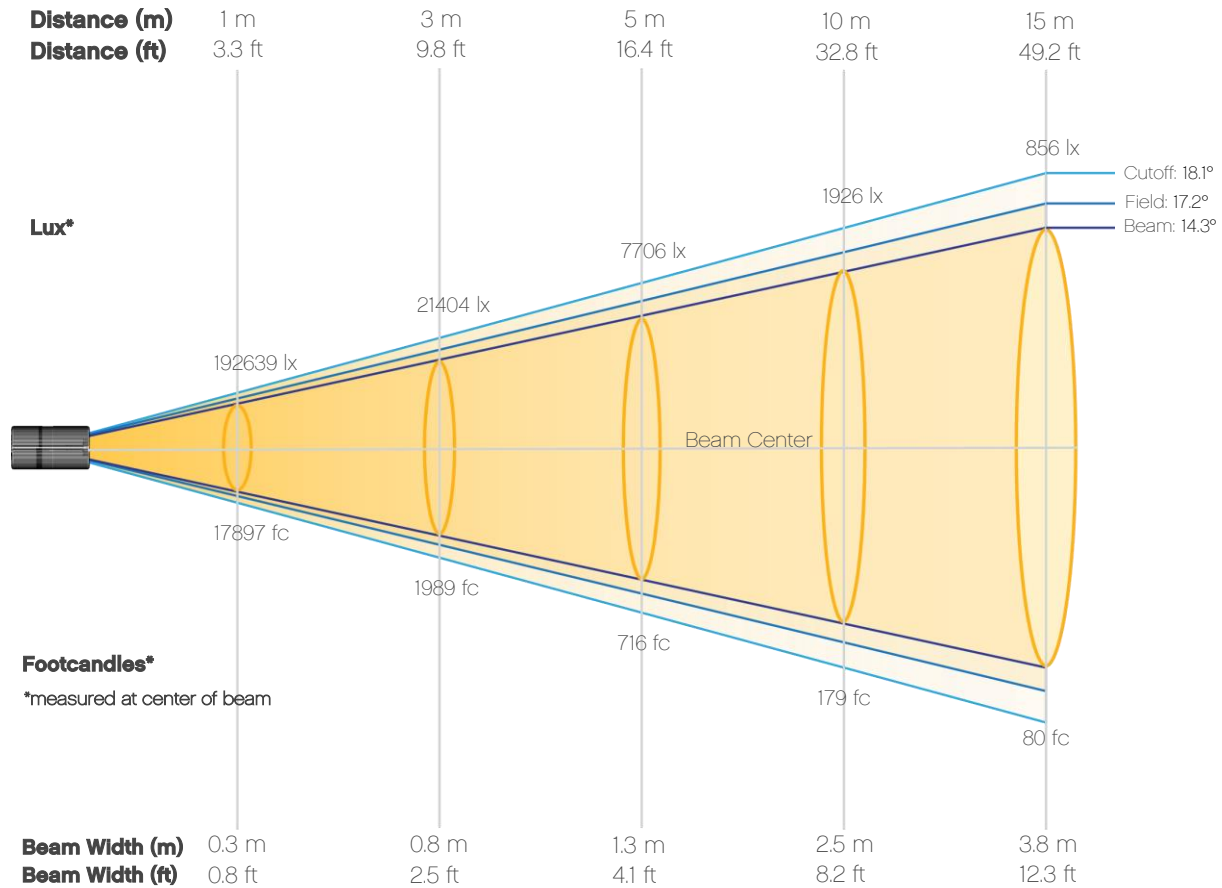
Color Temperature

3253 K

Photometric & Chromaticity Report

Ovation Rêve E-3 IP: 15-30 Zoom Lens-15deg - 3200K

Beam Details

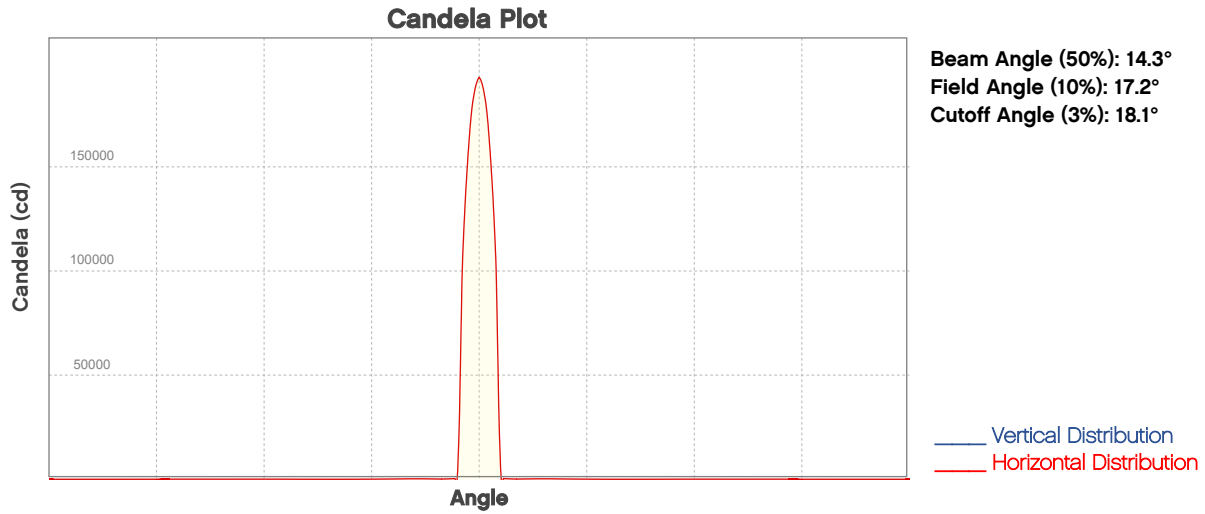


Beam Intensities from 1-20m (3.3-65.6ft)

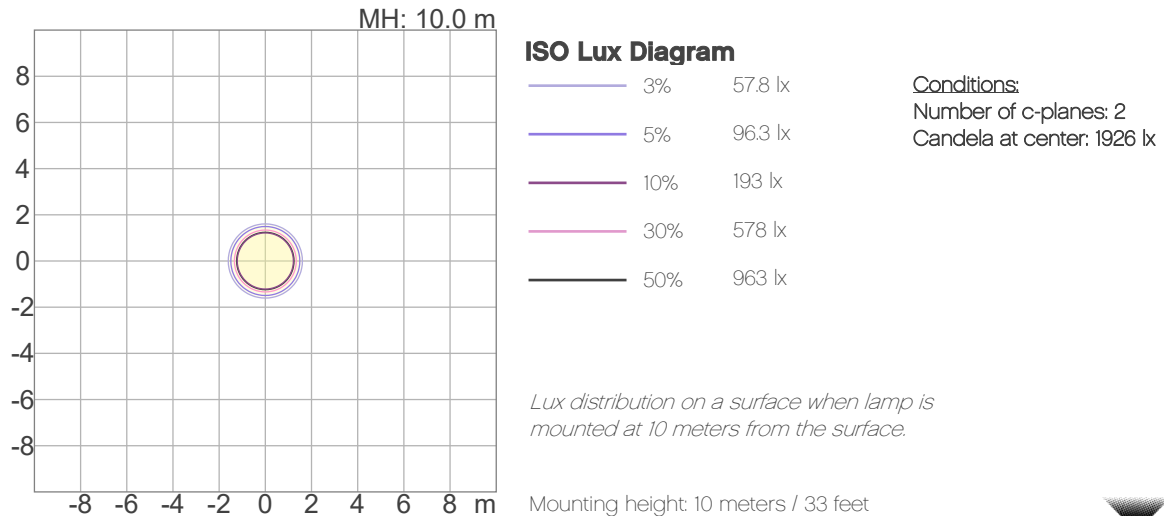
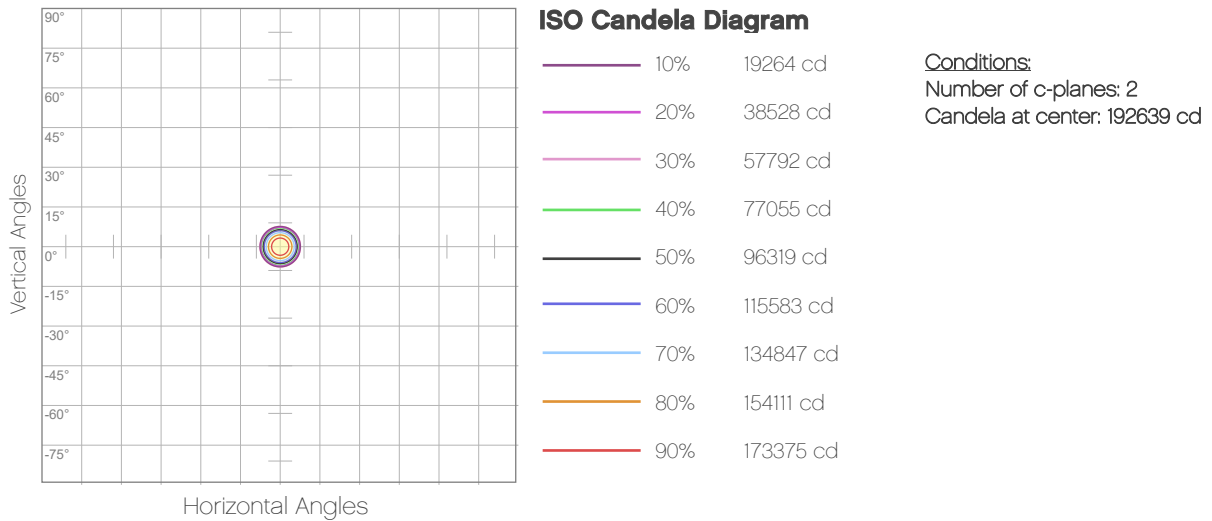
Distance	1m	2m	3m	4m	5m	6m	7m	8m	9m	10m
Lux	192639	48160	21404	12040	7706	5351	3931	3010	2378	1926
Distance	11m	12m	13m	14m	15m	16m	17m	18m	19m	20m
Lux	1592	1338	1140	983	856	752	667	595	534	482
Distance	3.3ft	6.6ft	9.8ft	13.1ft	16.4ft	19.7ft	23ft	26.2ft	29.5ft	32.8ft
FC	17897	4474	1989	1119	716	497	365	280	221	179
Distance	36.1ft	39.4ft	42.7ft	45.9ft	49.2ft	52.5ft	55.8ft	59.1ft	62.3ft	65.6ft
FC	148	124	106	91	80	70	62	55	50	45

Photometric & Chromaticity Report

Ovation Rêve E-3 IP: 15-30 Zoom Lens-15deg - 3200K



ISO Diagrams



Chauvet Professional – www.chauvetprofessional.com

© 2022 Chauvet & Sons, LLC. All rights reserved

All product specifications, measurements and dimensions are subject to change without notice

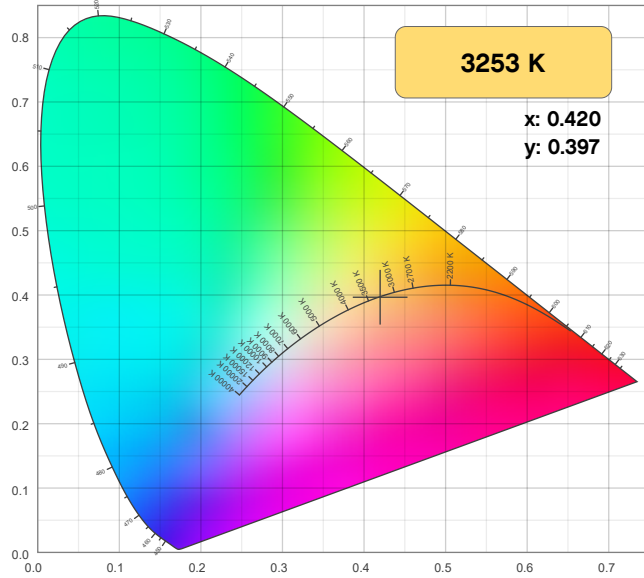


Photometric & Chromaticity Report

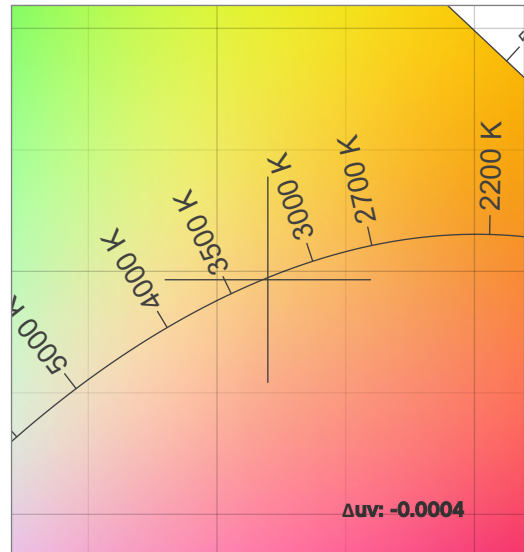
Ovation Rêve E-3 IP: 15-30 Zoom Lens-15deg - 3200K

Chromaticity

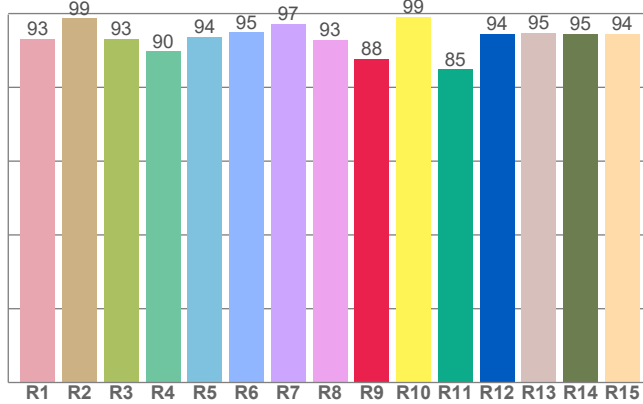
CIE 1931



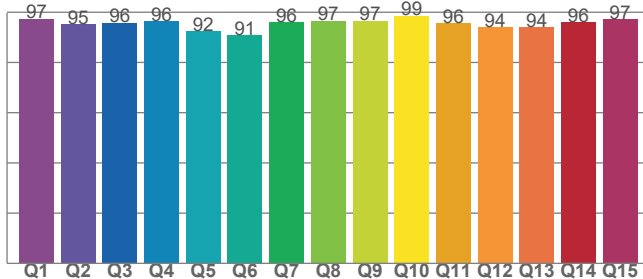
CIE 1931 - Zoom



CRI: 94.1 (R1-R8)



CQS: 95.0



Color Parameters

Color Temperature	Color Coordinate CIE 1931	Color Coordinate CIE 1931
CCT	x	y
3253 K	0.420	0.397

Color Deviation from Black Body Curve	Color Coordinate CIE 1964	Color Coordinate CIE 1964
Δuv	y	u
-0.0004	0.397	0.243

Color Rendering Index	Red Component	Color Quality Scale
CRI	CRI - R9	CQS
94.1	87.8	95.0

Television Lighting Consistency Index	Color Fidelity	Color Gamut
TLCI	TM30 - Rf	TM30 Rg
89	94.2	104.1

Photometric & Chromaticity Report

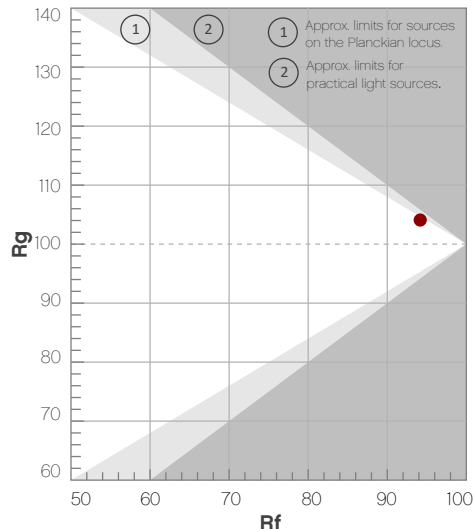
Ovation Rêve E-3 IP: 15-30 Zoom Lens-15deg - 3200K

TM-30 Details

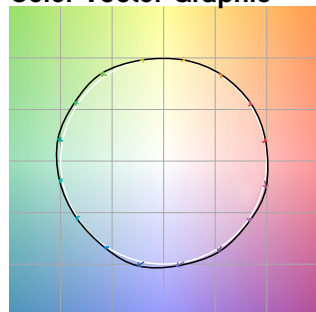
Rf 94.2
Fidelity Index
(R_f)

Rg 104.1
Gammut Index
(R_g)

Hue Bin	R _f	Graphic shifts (%)	
		Chroma	Hue
1	95	1%	-1%
2	95	1%	-1%
3	95	1%	0%
4	98	0%	0%
5	95	0%	2%
6	92	4%	3%
7	94	3%	1%
8	92	5%	-1%
9	95	3%	-1%
10	96	1%	-1%
11	97	2%	1%
12	90	5%	-5%
13	90	2%	-7%
14	92	3%	-4%
15	93	2%	-2%
16	91	2%	-6%



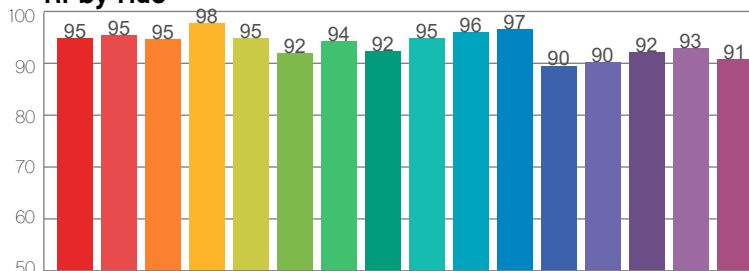
Color Vector Graphic



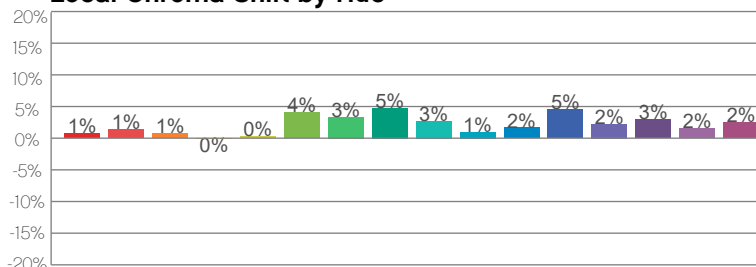
Color Distortion Graphic



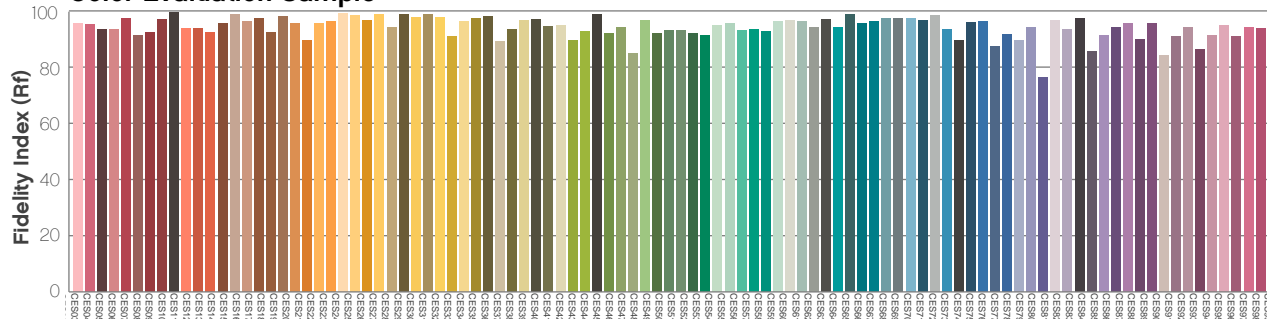
R_f by Hue



Local Chroma Shift by Hue



Color Evaluation Sample



Photometric & Chromaticity Report

Ovation Rêve E-3 IP: 15-30 Zoom Lens-15deg - 4000K

Report Summary

Measurements

Fixture Output: 10010 lm
Fixture Peak: 213999 cd
Fixture Efficacy: 28 lm/W
Intensity @ 5m: 8560 lux
Color Temperature: 4037 K
CRI: 95.2 CRI R9 Value: 91.9
CQS: 96.2
TLCI: 91
TM-30 Rf: 94.1
TM-30 Rg: 103.7
Beam Angle (50%): 14.3°
Field Angle (10%): 17.2°
Cutoff Angle (3%): 18°

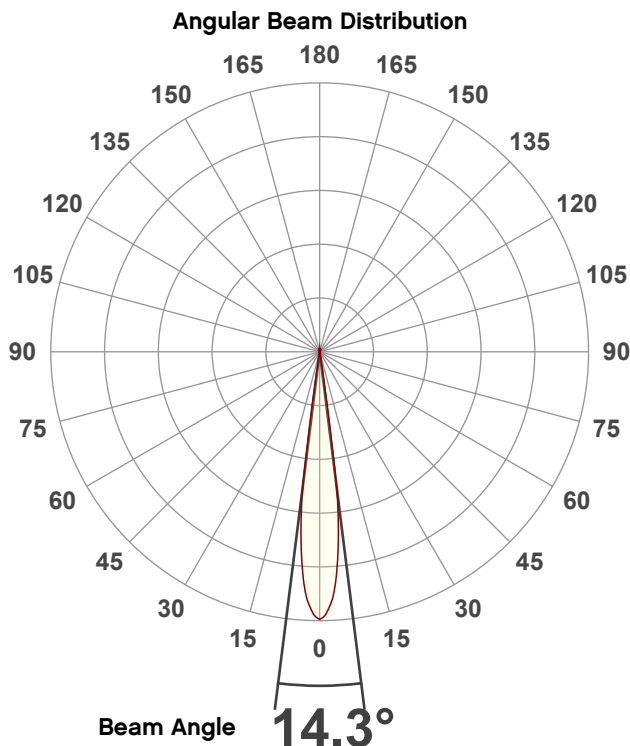


Conditions

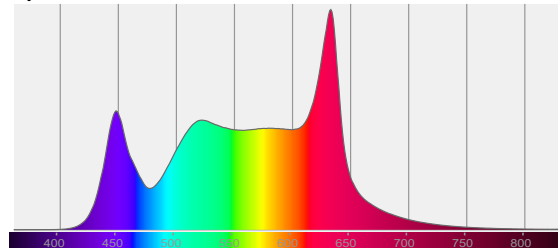
AC Supply: 118 V, 60 Hz
Power: 364.1 W
Current: 3.08 A
Power Factor: 0.99

This data sheet conforms to American National Standard E1.9 - 2007 (R2017). All data was measured and calculated by a Viso Systems LabSpion Goniometer at the Chauvet PD Optics Laboratory in Sunrise, FL on 8/1/2022 to LM-63-2002 Standards.

Overall Measurement




Spectral Distribution



Tested Color (CIE 1931):

X: 0.380
Y: 0.378



Light Quality

CRI: 95.2



Color Temperature

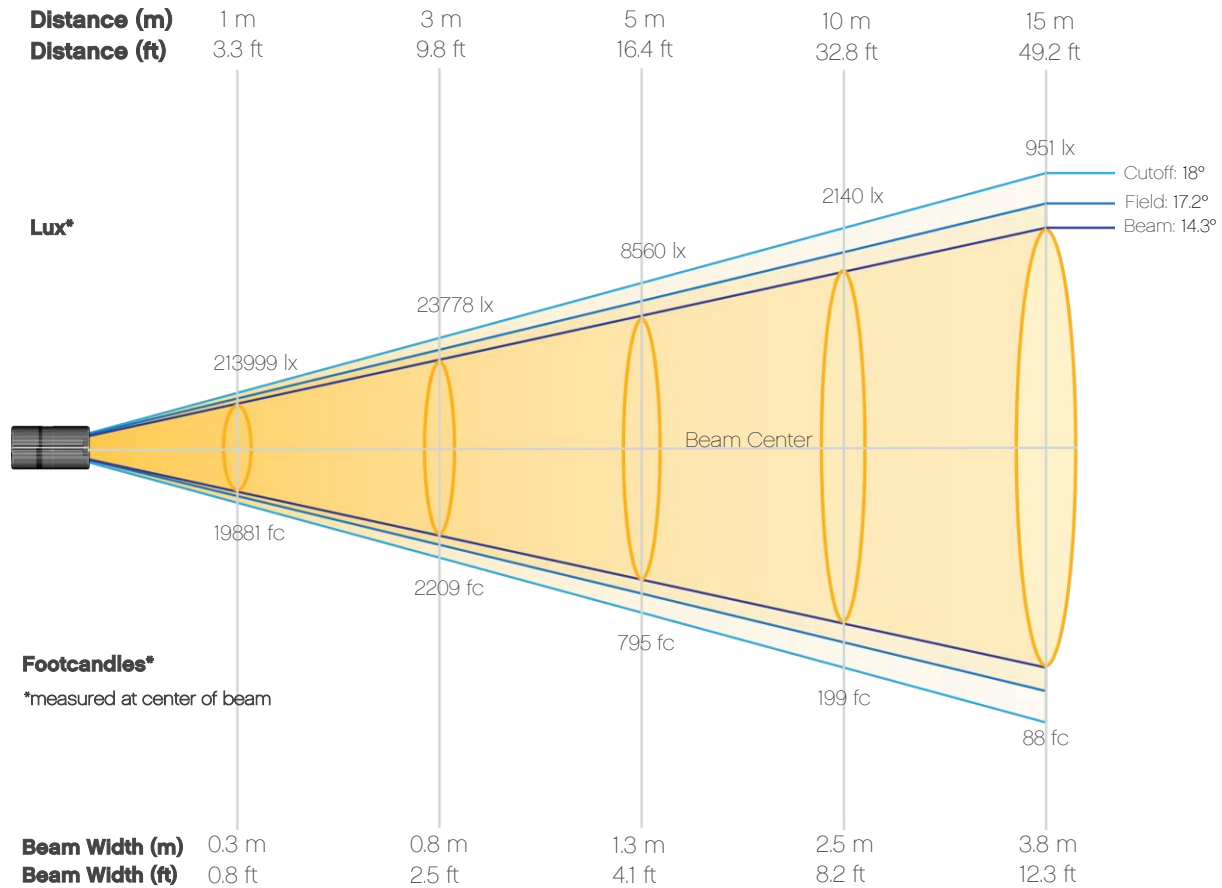
4037 K



Photometric & Chromaticity Report

Ovation Rêve E-3 IP: 15-30 Zoom Lens-15deg - 4000K

Beam Details

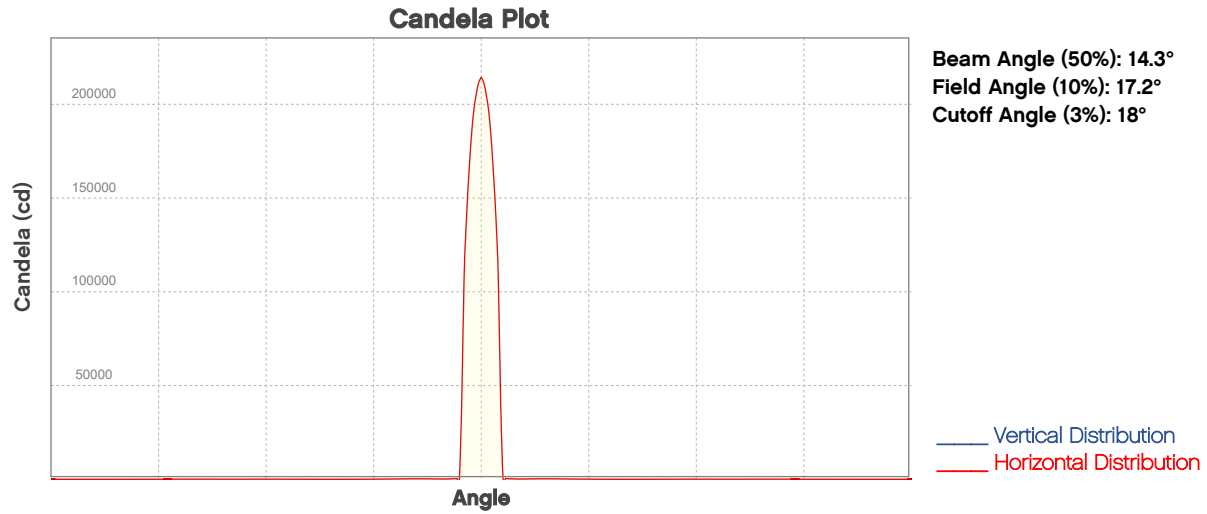


Beam Intensities from 1-20m (3.3-65.6ft)

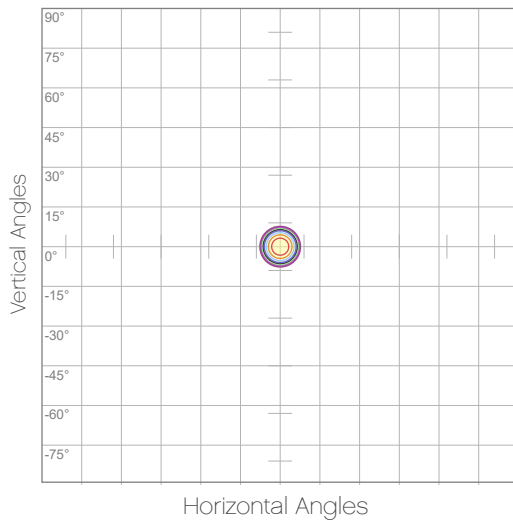
Distance	1m	2m	3m	4m	5m	6m	7m	8m	9m	10m
Lux	213999	53500	23778	13375	8560	5944	4367	3344	2642	2140
Distance	11m	12m	13m	14m	15m	16m	17m	18m	19m	20m
Lux	1769	1486	1266	1092	951	836	740	660	593	535
Distance	3.3ft	6.6ft	9.8ft	13.1ft	16.4ft	19.7ft	23ft	26.2ft	29.5ft	32.8ft
FC	19881	4970	2209	1243	795	552	406	311	245	199
Distance	36.1ft	39.4ft	42.7ft	45.9ft	49.2ft	52.5ft	55.8ft	59.1ft	62.3ft	65.6ft
FC	164	138	118	101	88	78	69	61	55	50

Photometric & Chromaticity Report

Ovation Rêve E-3 IP: 15-30 Zoom Lens-15deg - 4000K



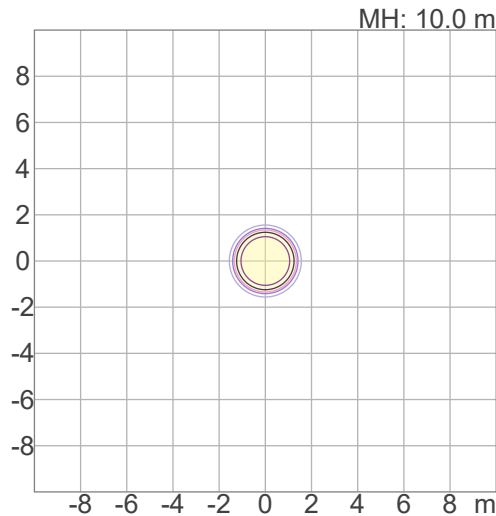
ISO Diagrams



ISO Candela Diagram

10%	21400 cd
20%	42800 cd
30%	64200 cd
40%	85600 cd
50%	107000 cd
60%	128400 cd
70%	149800 cd
80%	171200 cd
90%	192600 cd

Conditions:
 Number of c-planes: 2
 Candela at center: 213999 cd



ISO Lux Diagram

3%	64.2 lx
5%	107 lx
10%	214 lx
30%	642 lx
50%	1070 lx

Conditions:
 Number of c-planes: 2
 Candela at center: 2140 lx

Lux distribution on a surface when lamp is mounted at 10 meters from the surface.

Mounting height: 10 meters / 33 feet

Chauvet Professional – www.chauvetprofessional.com

© 2022 Chauvet & Sons, LLC. All rights reserved

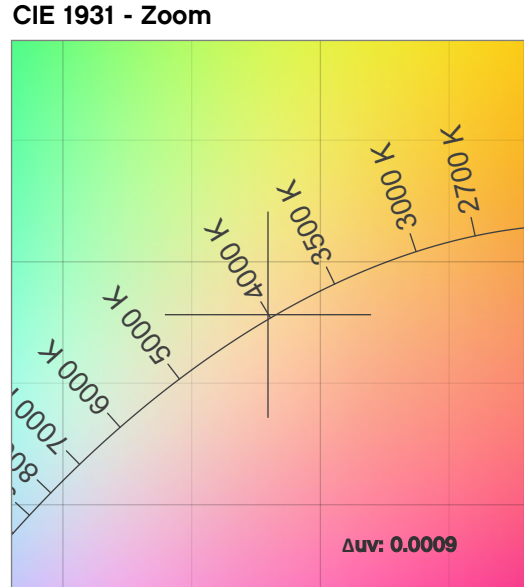
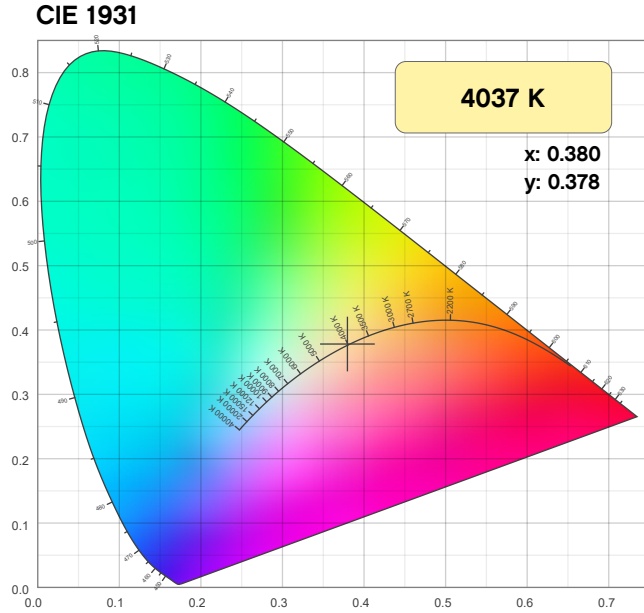
All product specifications, measurements and dimensions are subject to change without notice



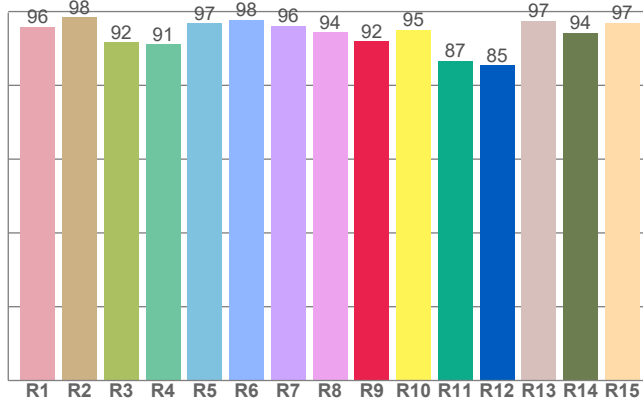
Photometric & Chromaticity Report

Ovation Rêve E-3 IP: 15-30 Zoom Lens-15deg - 4000K

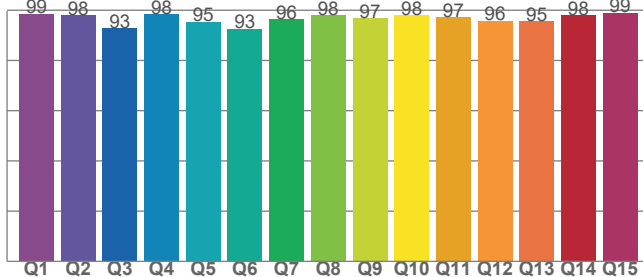
Chromaticity



CRI: 95.2 (R1-R8)



CQS: 96.2



Color Parameters

Color Temperature	Color Coordinate CIE 1931	Color Coordinate CIE 1931
CCT	x	y
4037 K	0.380	0.378

Color Deviation from Black Body Curve	Color Coordinate CIE 1964	Color Coordinate CIE 1964
Δuv	y	u
0.0009	0.378	0.224

Color Rendering Index	Red Component	Color Quality Scale
CRI	CRI - R9	CQS
95.2	91.9	96.2

Television Lighting Consistency Index	Color Fidelity	Color Gamut
TLCI	TM30 - Rf	TM30 Rg
91	94.1	103.7

Photometric & Chromaticity Report

Ovation Rêve E-3 IP: 15-30 Zoom Lens-15deg - 4000K

TM-30 Details

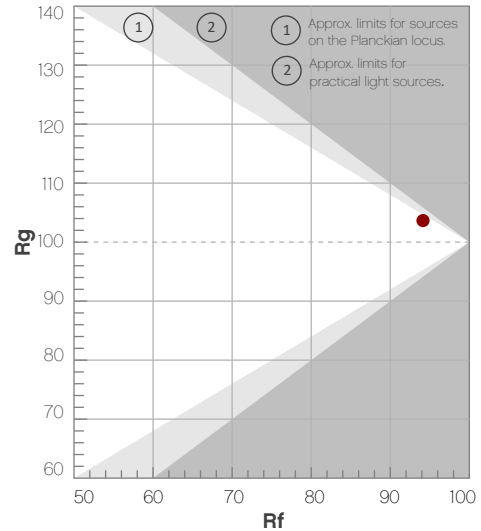
Rf 94.1

Fidelity Index
(R_f)

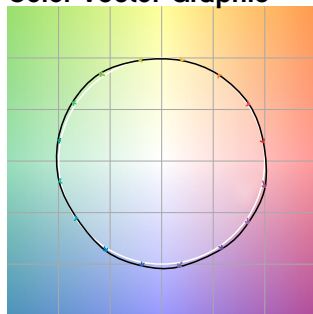
Rg 103.7

Gammut Index
(R_g)

Hue Bin	R _f	Graphic shifts (%)	
		Chroma	Hue
1	95	0%	-1%
2	96	1%	-2%
3	96	0%	1%
4	97	-1%	0%
5	94	0%	2%
6	93	4%	3%
7	94	4%	1%
8	94	3%	0%
9	96	1%	0%
10	97	-1%	1%
11	92	3%	4%
12	90	3%	1%
13	92	4%	-4%
14	95	3%	2%
15	92	3%	-4%
16	89	3%	-5%



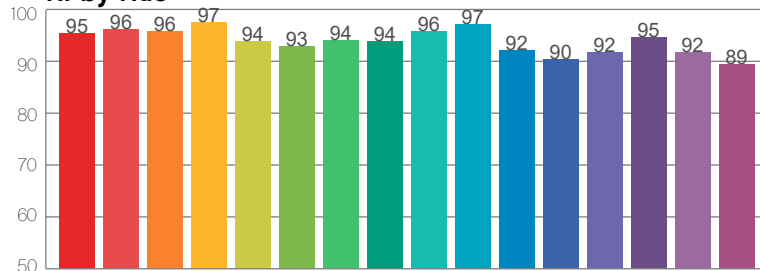
Color Vector Graphic



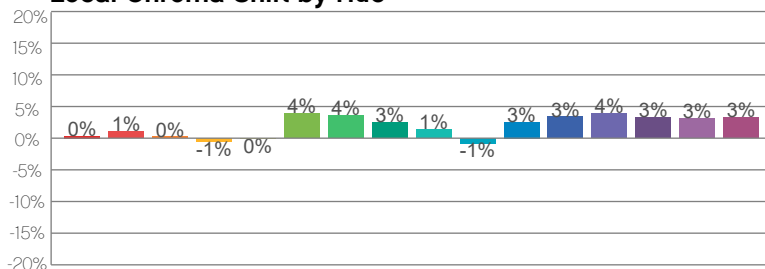
Color Distortion Graphic



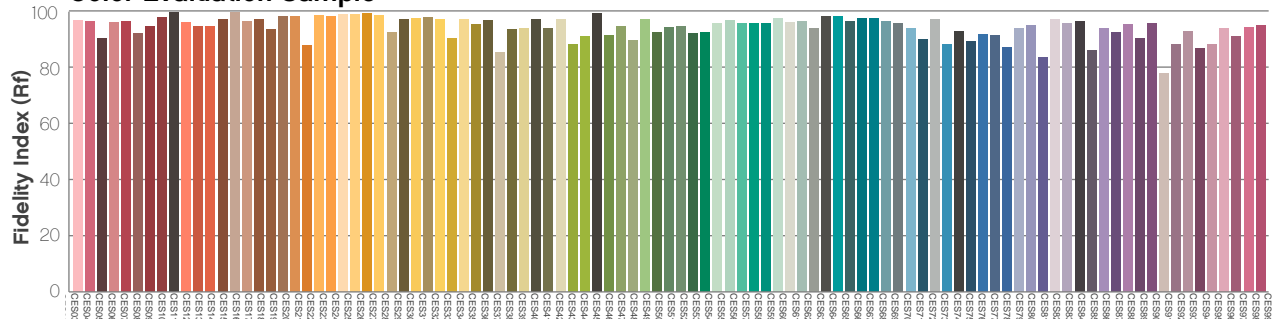
R_f by Hue



Local Chroma Shift by Hue



Color Evaluation Sample



Photometric & Chromaticity Report

Ovation Rêve E-3 IP: 15-30 Zoom Lens-15deg - 5600K

Report Summary

Measurements

Fixture Output: 9540 lm
Fixture Peak: 203521 cd
Fixture Efficacy: 27 lm/W
Intensity @ 5m: 8141 lux
Color Temperature: 5588 K
CRI: 94.5 CRI R9 Value: 98.3
CQS: 94.3
TLCI: 94
TM-30 Rf: 92.5
TM-30 Rg: 104.3
Beam Angle (50%): 14.2°
Field Angle (10%): 17.2°
Cutoff Angle (3%): 17.9°

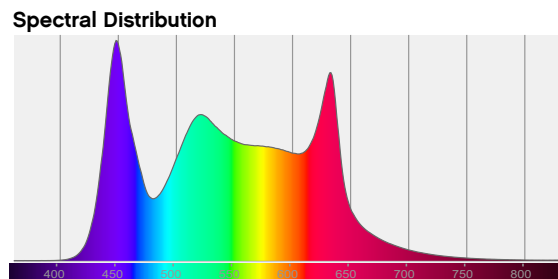
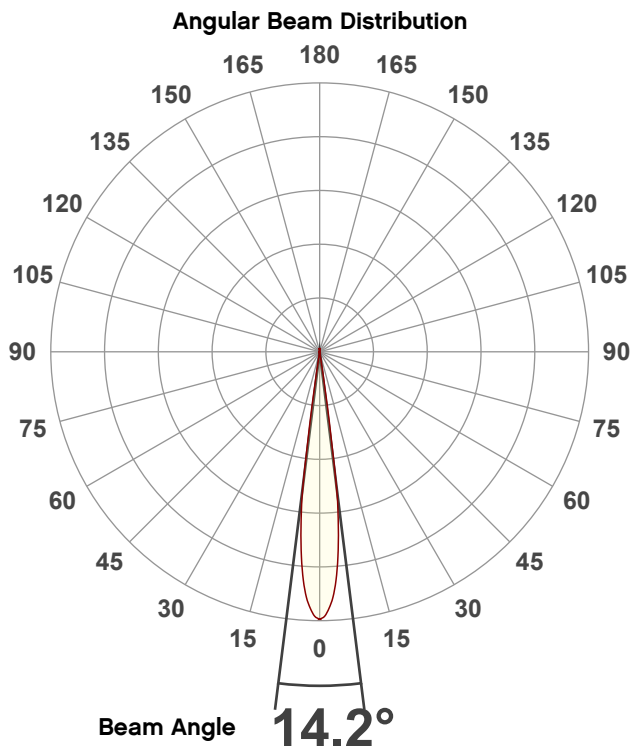


Conditions

AC Supply: 118 V, 60 Hz
Power: 354.81 W
Current: 3.00 A
Power Factor: 0.99

This data sheet conforms to American National Standard E1.9 – 2007 (R2017). All data was measured and calculated by a Viso Systems LabSpion Goniometer at the Chauvet PD Optics Laboratory in Sunrise, FL on 8/1/2022 to LM-63-2002 Standards.

Overall Measurement



Tested Color (CIE 1931):
X: 0.331
Y: 0.341

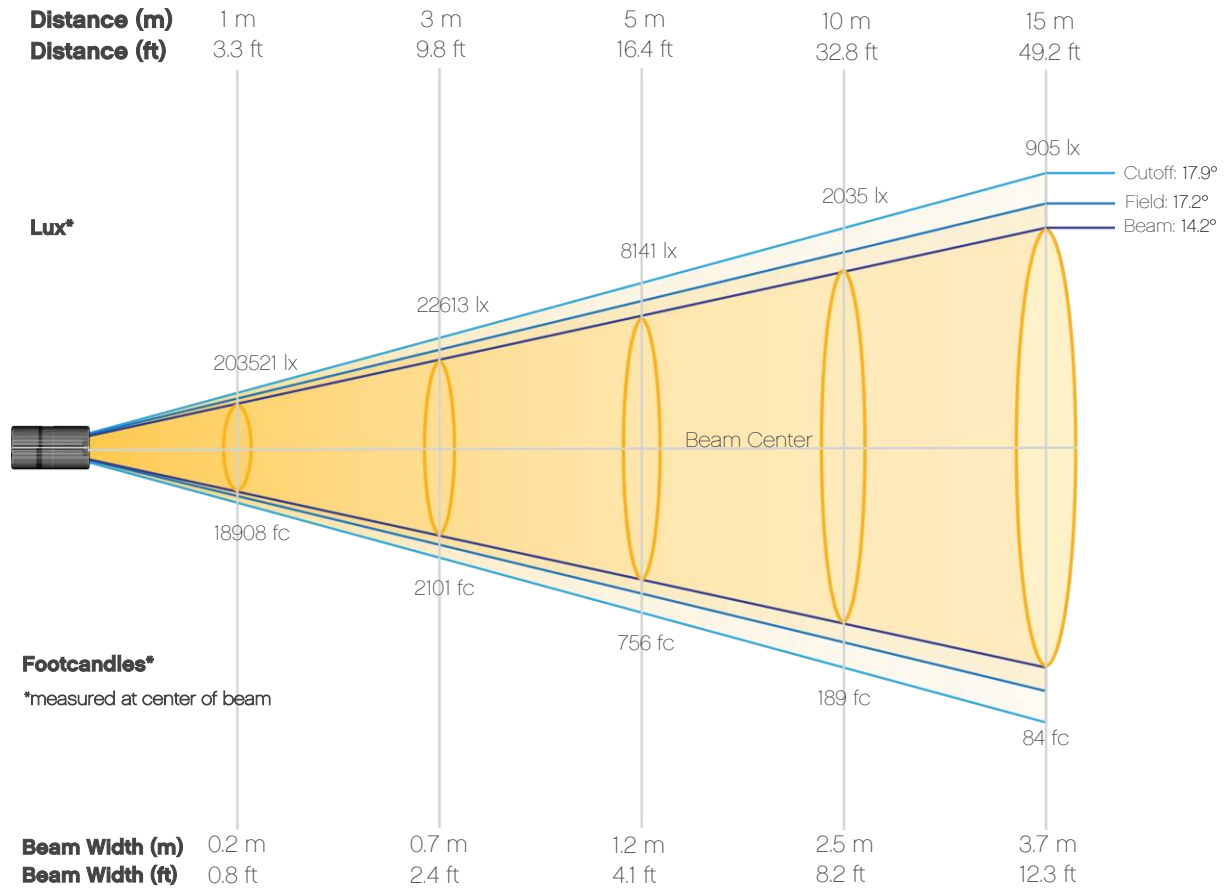
Light Quality
CRI: 94.5

Color Temperature
5588 K

Photometric & Chromaticity Report

Ovation Rêve E-3 IP: 15-30 Zoom Lens-15deg - 5600K

Beam Details

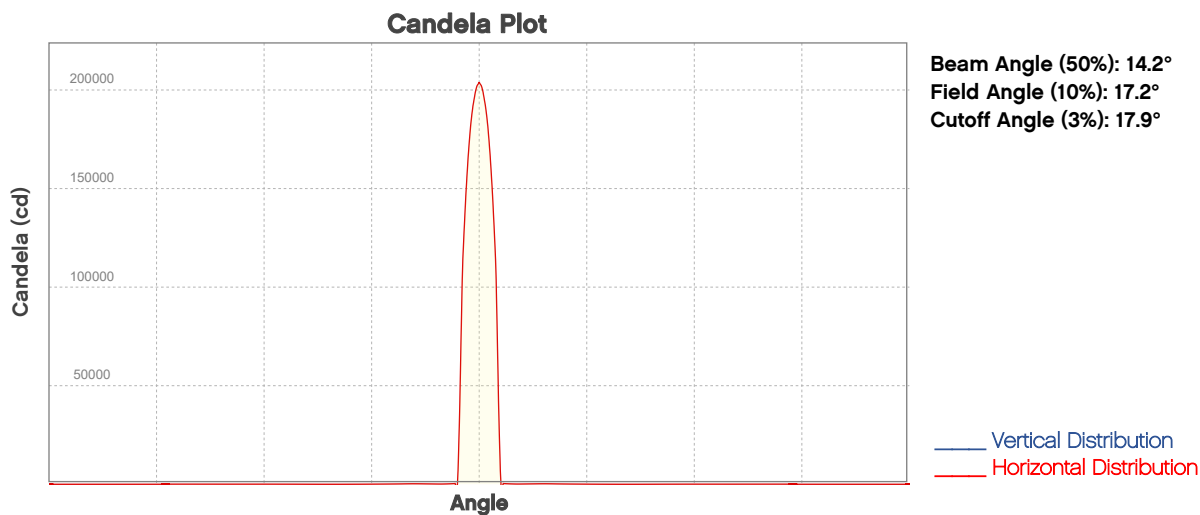


Beam Intensities from 1-20m (3.3-65.6ft)

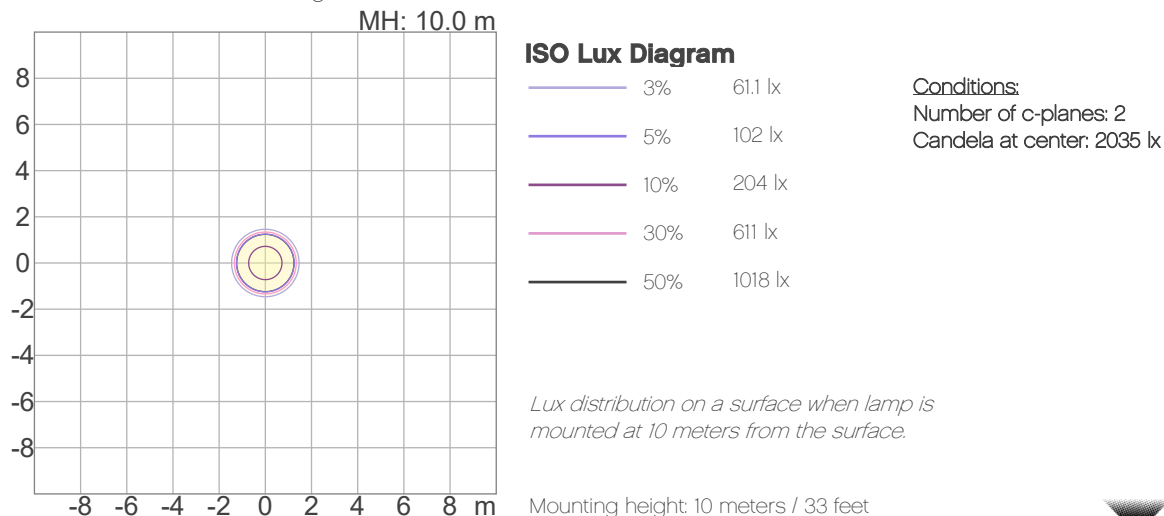
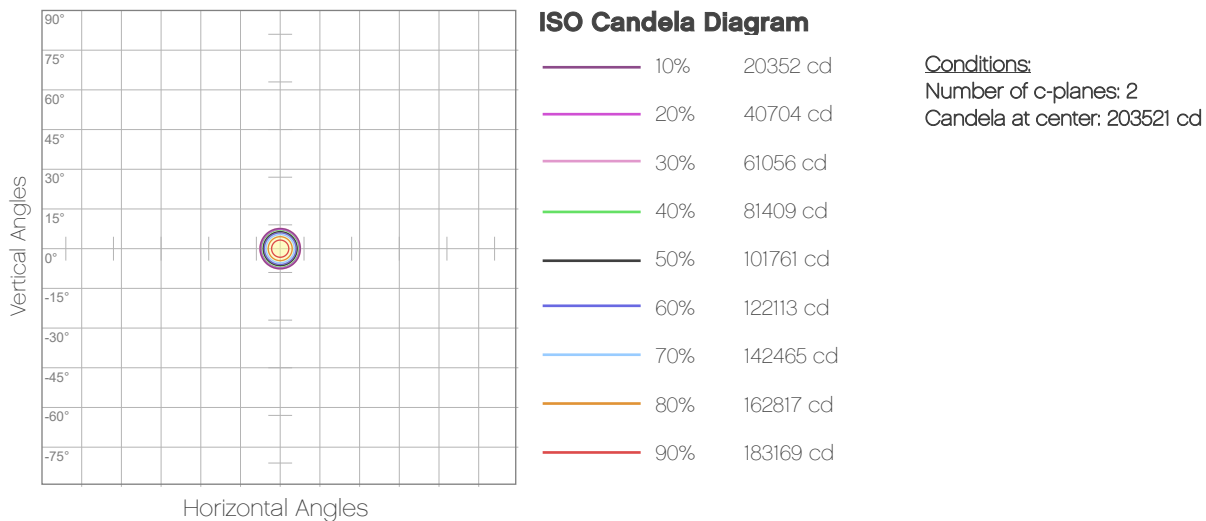
Distance	1m	2m	3m	4m	5m	6m	7m	8m	9m	10m
Lux	203521	50880	22613	12720	8141	5653	4153	3180	2513	2035
Distance	11m	12m	13m	14m	15m	16m	17m	18m	19m	20m
Lux	1682	1413	1204	1038	905	795	704	628	564	509
Distance	3.3ft	6.6ft	9.8ft	13.1ft	16.4ft	19.7ft	23ft	26.2ft	29.5ft	32.8ft
FC	18908	4727	2101	1182	756	525	386	295	233	189
Distance	36.1ft	39.4ft	42.7ft	45.9ft	49.2ft	52.5ft	55.8ft	59.1ft	62.3ft	65.6ft
FC	156	131	112	96	84	74	65	58	52	47

Photometric & Chromaticity Report

Ovation Rêve E-3 IP: 15-30 Zoom Lens-15deg - 5600K



ISO Diagrams



Chauvet Professional – www.chauvetprofessional.com

© 2022 Chauvet & Sons, LLC. All rights reserved

All product specifications, measurements and dimensions are subject to change without notice

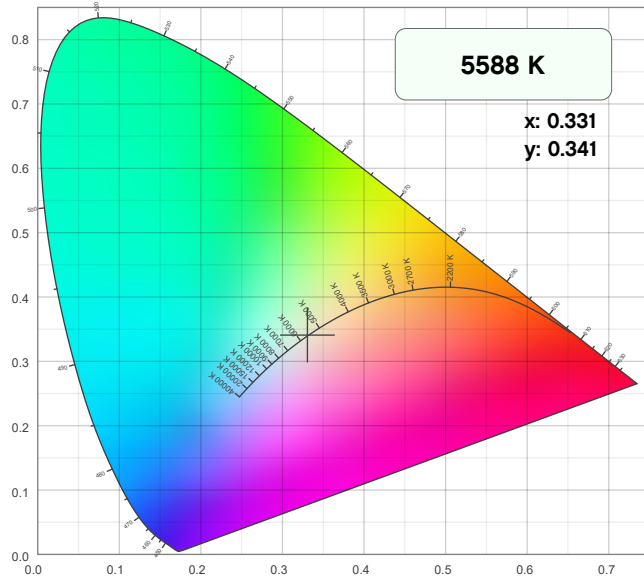


Photometric & Chromaticity Report

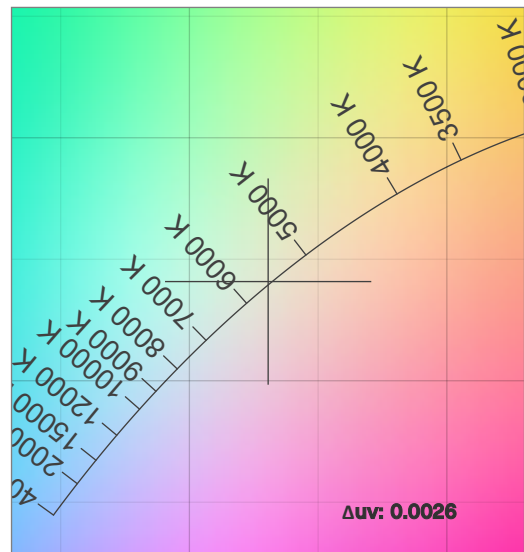
Ovation Rêve E-3 IP: 15-30 Zoom Lens-15deg - 5600K

Chromaticity

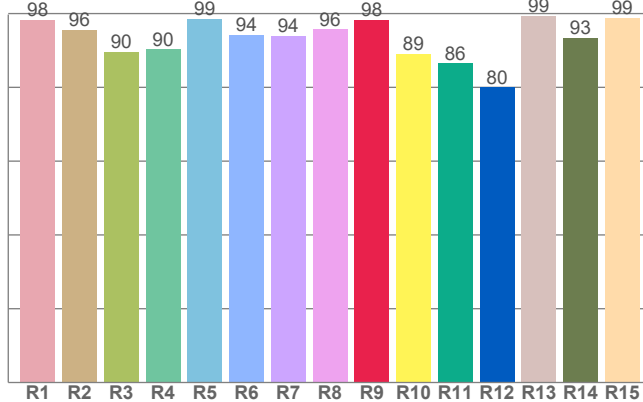
CIE 1931



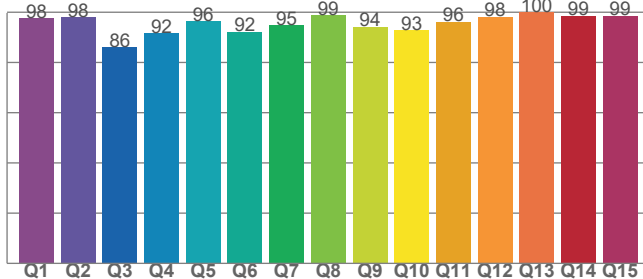
CIE 1931 - Zoom



CRI: 94.5 (R1-R8)



CQS: 94.3



Color Parameters

Color Temperature	Color Coordinate CIE 1931	Color Coordinate CIE 1931
CCT	x	y
5588 K	0.331	0.341

Color Deviation from Black Body Curve	Color Coordinate CIE 1964	Color Coordinate CIE 1964
Δuv	y	u
0.0026	0.341	0.206

Color Rendering Index	Red Component	Color Quality Scale
CRI	CRI - R9	CQS
94.5	98.3	94.3

Television Lighting Consistency Index	Color Fidelity	Color Gamut
TLCI	TM30 - Rf	TM30 Rg
94	92.5	104.3

Photometric & Chromaticity Report

Ovation Rêve E-3 IP: 15-30 Zoom Lens-15deg - 5600K

TM-30 Details

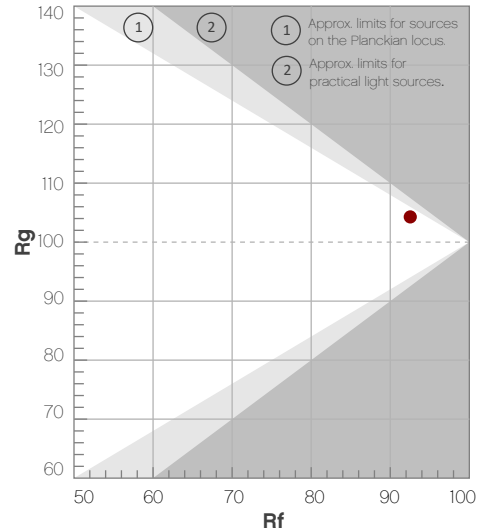
Rf 92.5

Fidelity Index
(R_f)

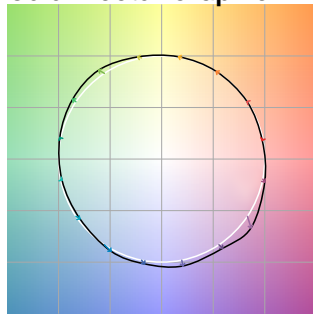
Rg 104.3

Gammut Index
(R_g)

Hue Bin	R _f	Graphic shifts (%)	
		Chroma	Hue
1	95	-1%	-1%
2	98	0%	0%
3	94	0%	3%
4	94	0%	3%
5	91	2%	4%
6	91	6%	3%
7	94	4%	0%
8	95	1%	-1%
9	96	-1%	1%
10	92	-2%	4%
11	86	2%	9%
12	93	3%	4%
13	93	6%	0%
14	91	5%	1%
15	87	9%	-7%
16	94	2%	-2%



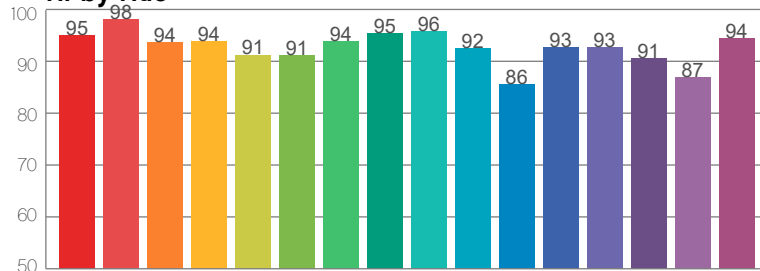
Color Vector Graphic



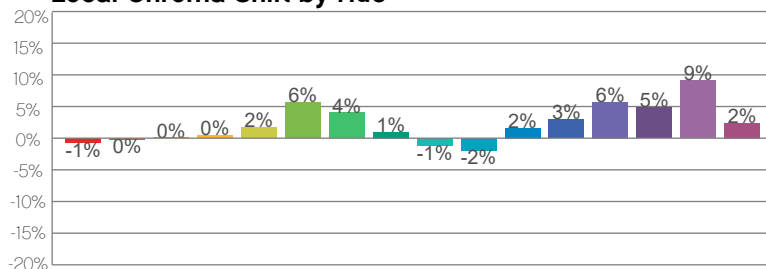
Color Distortion Graphic



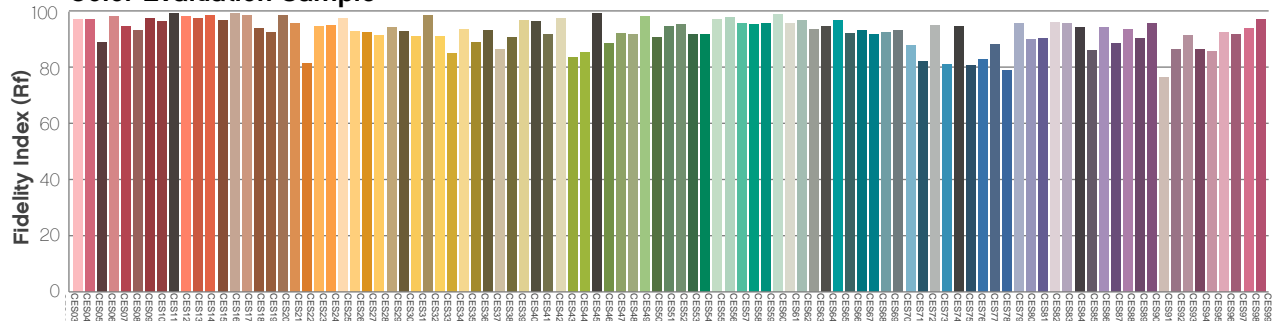
R_f by Hue



Local Chroma Shift by Hue



Color Evaluation Sample



Photometric & Chromaticity Report

Ovation Rêve E-3 IP: 15-30 Zoom Lens-30deg - Full Power

Report Summary

Measurements

Fixture Output: 11395 lm
Fixture Peak: 62099 cd
Fixture Efficacy: 32 lm/W
Intensity @ 5m: 2484 lux
Color Temperature: 6585 K
CRI: 89.1 CRI R9 Value: 58.1
CQS: 93.7
TLCI: 93
TM-30 Rf: 90.9
TM-30 Rg: 107.5
Beam Angle (50%): 28.8°
Field Angle (10%): 33.2°
Cutoff Angle (3%): 35.5°

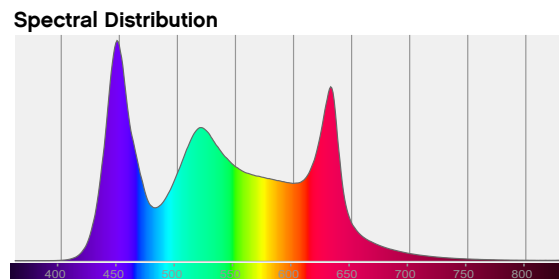
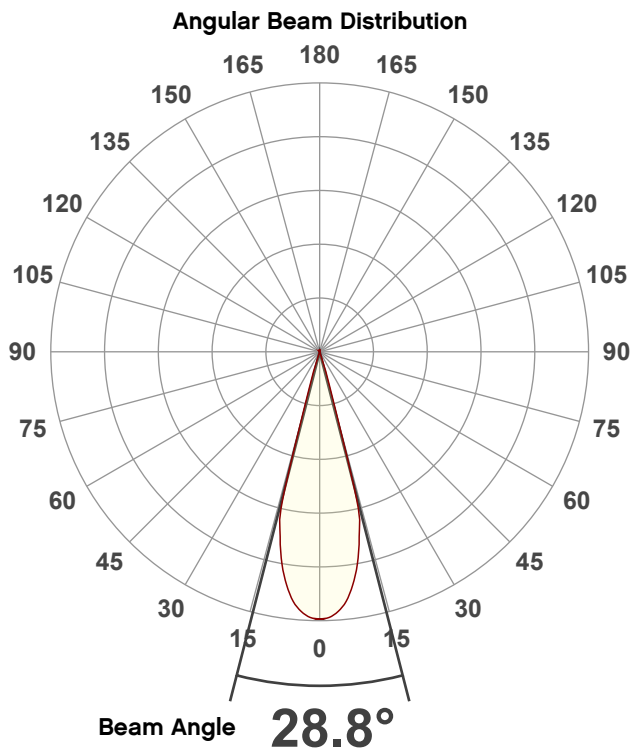


Conditions

AC Supply: 118 V, 60 Hz
Power: 354.48 W
Current: 3.00 A
Power Factor: 0.99

This data sheet conforms to American National Standard E1.9 – 2007 (R2017). All data was measured and calculated by a Viso Systems LabSpion Goniometer at the Chauvet PD Optics Laboratory in Sunrise, FL on 8/1/2022 to LM-63-2002 Standards.


Overall Measurement



Tested Color (CIE 1931):

X: 0.313

Y: 0.320



Light Quality

CRI: 89.1

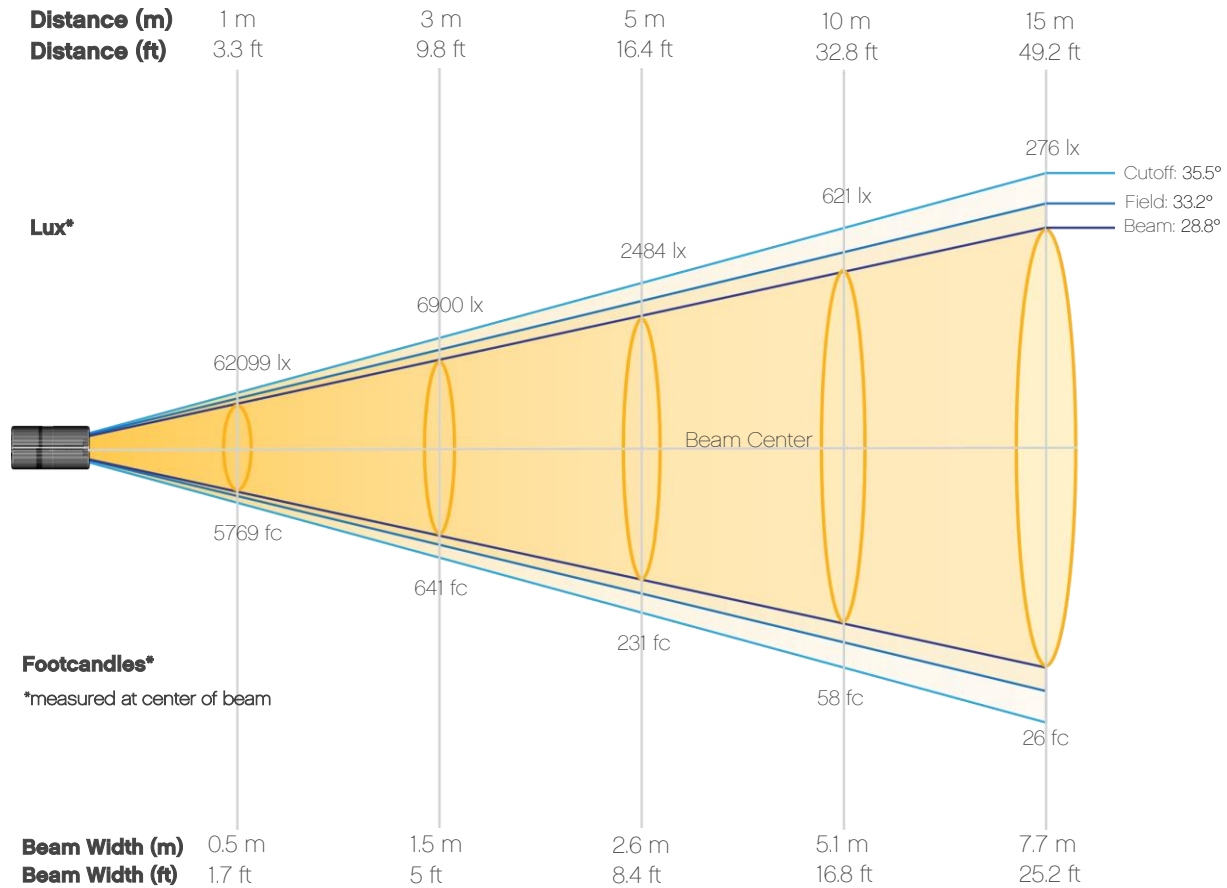
Color Temperature

6585 K

Photometric & Chromaticity Report

Ovation Rêve E-3 IP: 15-30 Zoom Lens-30deg - Full Power

Beam Details

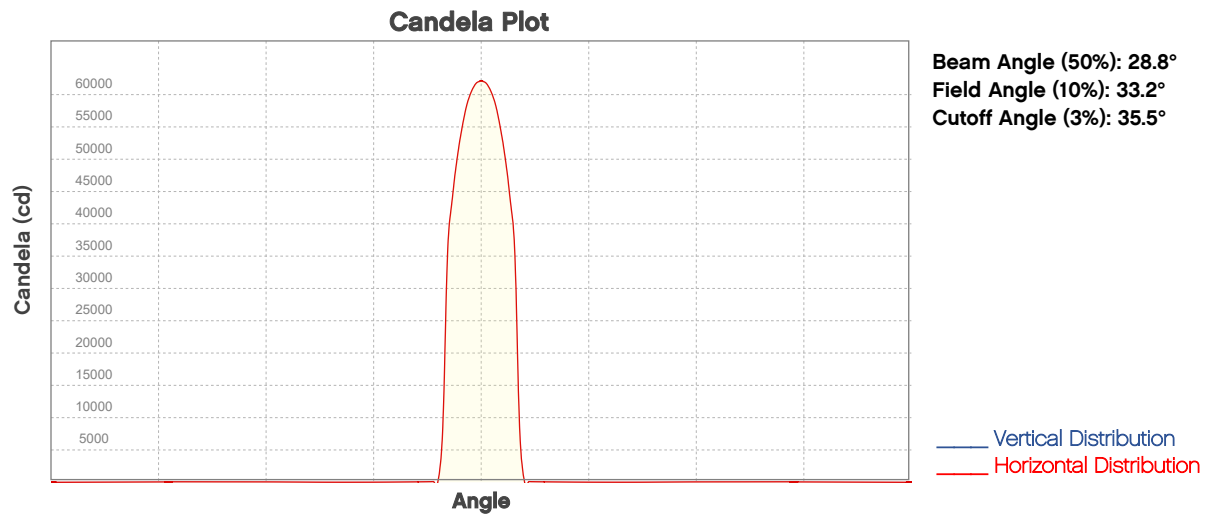


Beam Intensities from 1-20m (3.3-65.6ft)

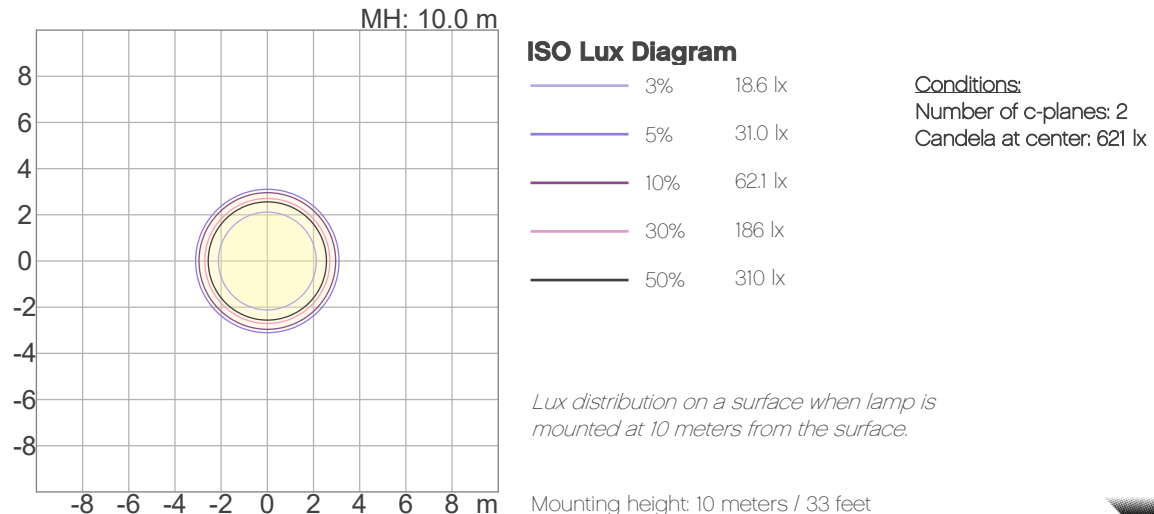
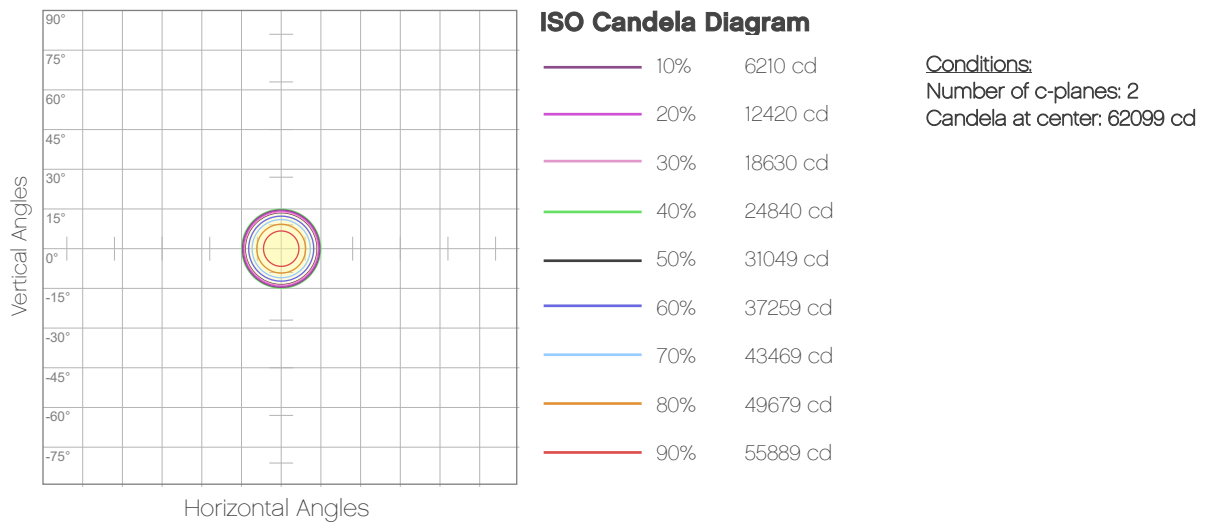
Distance	1m	2m	3m	4m	5m	6m	7m	8m	9m	10m
Lux	62099	15525	6900	3881	2484	1725	1267	970	767	621
Distance	11m	12m	13m	14m	15m	16m	17m	18m	19m	20m
Lux	513	431	367	317	276	243	215	192	172	155
Distance	3.3ft	6.6ft	9.8ft	13.1ft	16.4ft	19.7ft	23ft	26.2ft	29.5ft	32.8ft
FC	5769	1442	641	361	231	160	118	90	71	58
Distance	36.1ft	39.4ft	42.7ft	45.9ft	49.2ft	52.5ft	55.8ft	59.1ft	62.3ft	65.6ft
FC	48	40	34	29	26	23	20	18	16	14

Photometric & Chromaticity Report

Ovation Rêve E-3 IP: 15-30 Zoom Lens-30deg - Full Power



ISO Diagrams



Chauvet Professional – www.chauvetprofessional.com

© 2022 Chauvet & Sons, LLC. All rights reserved

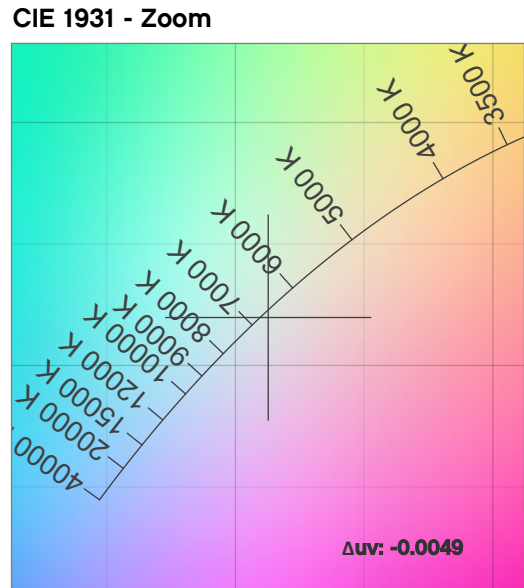
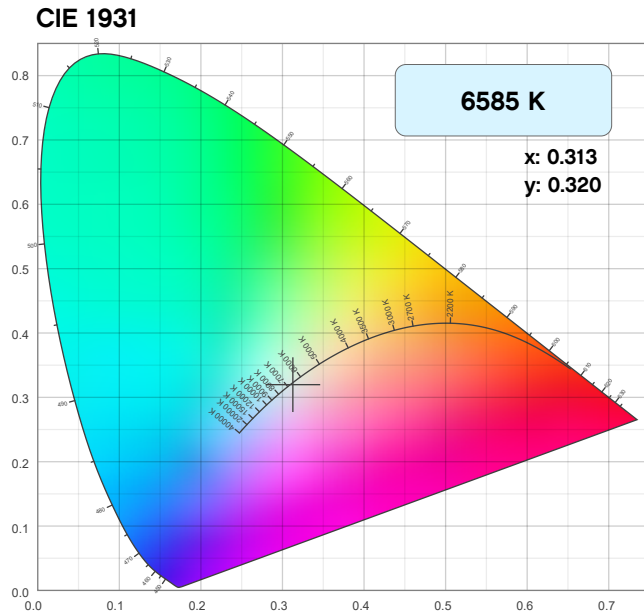
All product specifications, measurements and dimensions are subject to change without notice



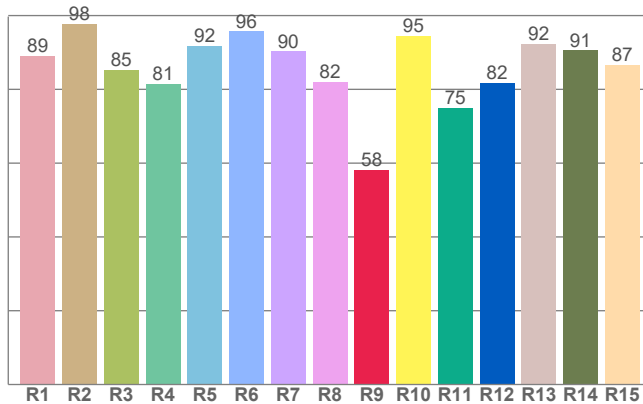
Photometric & Chromaticity Report

Ovation Rêve E-3 IP: 15-30 Zoom Lens-30deg - Full Power

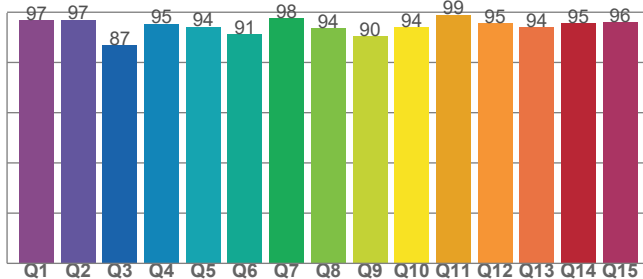
Chromaticity



CRI: 89.1 (R1-R8)



CQS: 93.7



Color Parameters

Color Temperature	Color Coordinate CIE 1931	Color Coordinate CIE 1931
CCT	x	y
6585 K	0.313	0.320

Color Deviation from Black Body Curve	Color Coordinate CIE 1964	Color Coordinate CIE 1964
Δuv	y	u
-0.0049	0.320	0.201

Color Rendering Index	Red Component	Color Quality Scale
CRI	CRI - R9	CQS
89.1	58.1	93.7

Television Lighting Consistency Index	Color Fidelity	Color Gamut
TLCI	TM30 - Rf	TM30 Rg
93	90.9	107.5

Photometric & Chromaticity Report

Ovation Rêve E-3 IP: 15-30 Zoom Lens-30deg - Full Power

TM-30 Details

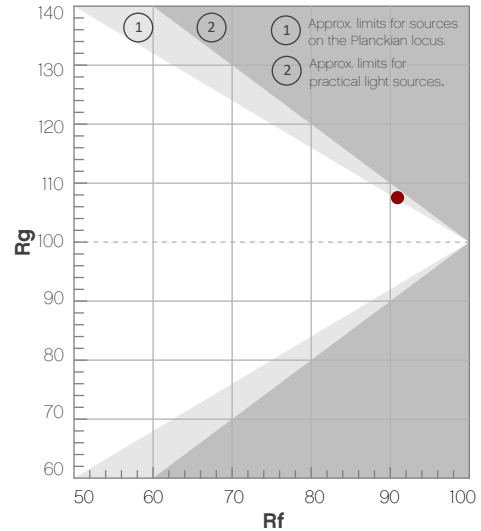
Rf 90.9

Fidelity Index
(R_f)

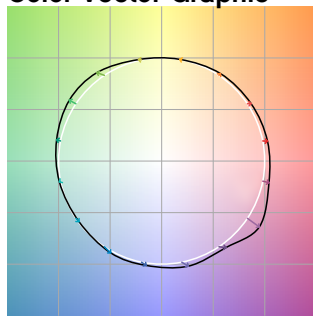
Rg 107.5

Gammut Index
(R_g)

Hue Bin	R _f	Graphic shifts (%)	
		Chroma	Hue
1	90	4%	-1%
2	93	3%	-2%
3	95	2%	0%
4	95	0%	2%
5	91	1%	3%
6	89	6%	5%
7	89	7%	1%
8	92	4%	0%
9	95	1%	0%
10	93	-1%	4%
11	85	1%	8%
12	92	2%	5%
13	90	5%	5%
14	88	4%	5%
15	85	14%	0%
16	89	6%	0%



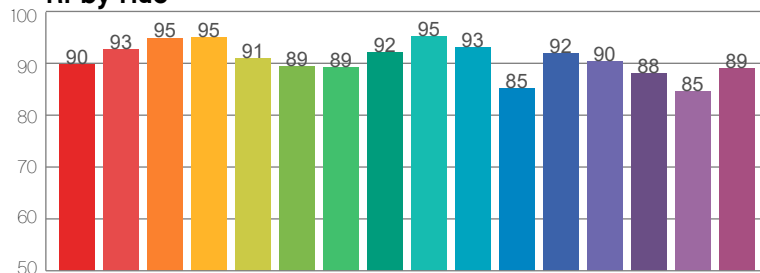
Color Vector Graphic



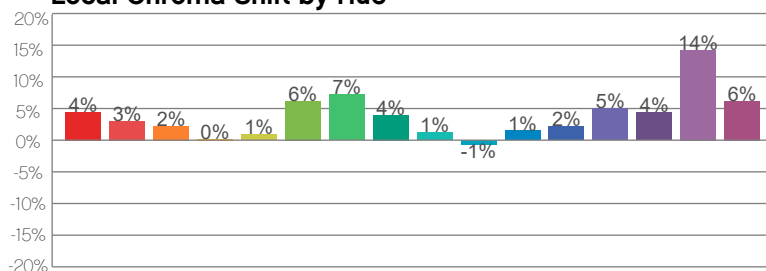
Color Distortion Graphic



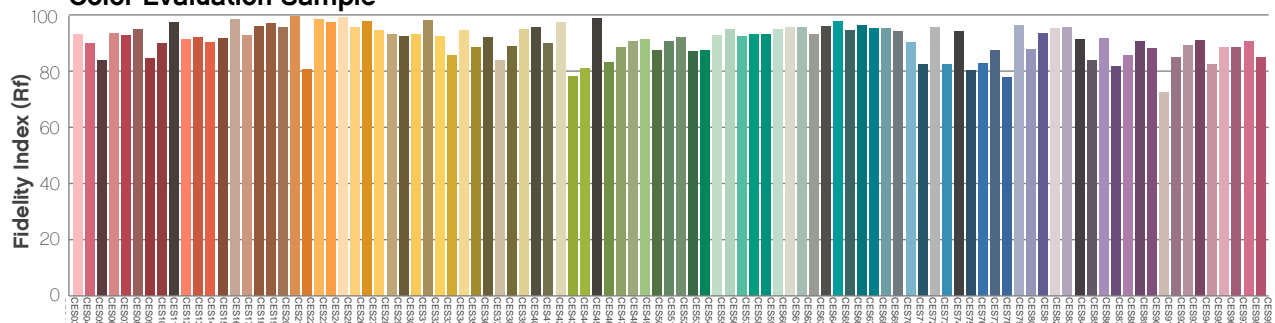
R_f by Hue



Local Chroma Shift by Hue



Color Evaluation Sample



Photometric & Chromaticity Report

Ovation Rêve E-3 IP: 15-30 Zoom Lens-30deg - 3200K

Report Summary

Measurements

Fixture Output: 11466 lm
Fixture Peak: 63018 cd
Fixture Efficacy: 35 lm/W
Intensity @ 5m: 2521 lux
Color Temperature: 3262 K
CRI: 94.5 CRI R9 Value: 90.0
CQS: 95.1
TLCI: 89
TM-30 Rf: 94.2
TM-30 Rg: 104.1
Beam Angle (50%): 28.3°
Field Angle (10%): 33.1°
Cutoff Angle (3%): 36.7°

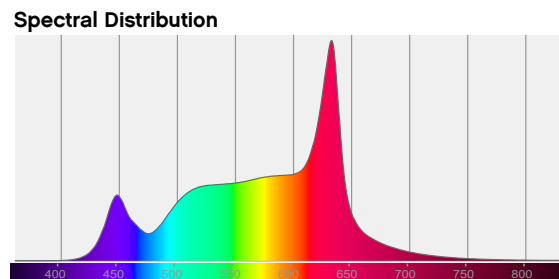
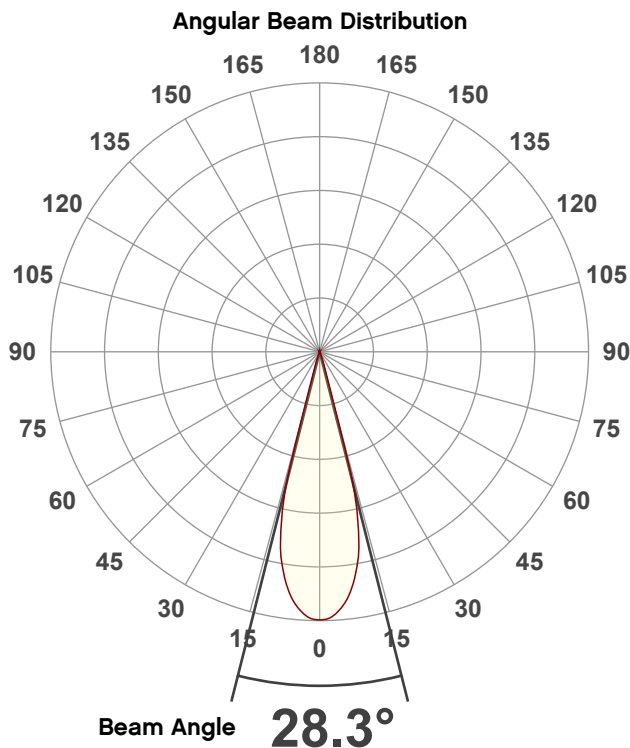


Conditions

AC Supply: 118 V, 60 Hz
Power: 333.82 W
Current: 2.82 A
Power Factor: 0.99

This data sheet conforms to American National Standard E1.9 – 2007 (R2017). All data was measured and calculated by a Viso Systems LabSpion Goniometer at the Chauvet PD Optics Laboratory in Sunrise, FL on 8/1/2022 to LM-63-2002 Standards.

Overall Measurement



Tested Color (CIE 1931):

X: 0.419

Y: 0.396



Light Quality

CRI: 94.5

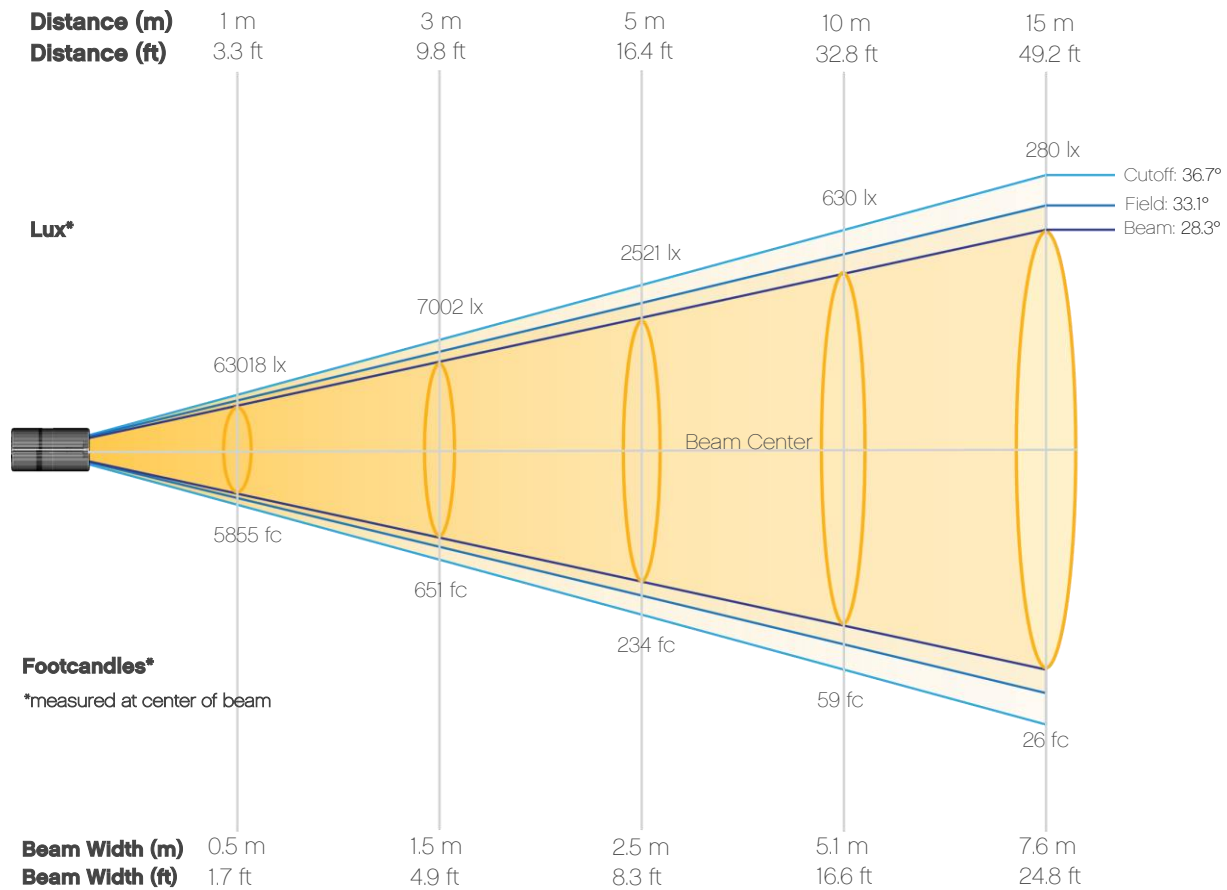
Color Temperature

3262 K

Photometric & Chromaticity Report

Ovation Rêve E-3 IP: 15-30 Zoom Lens-30deg - 3200K

Beam Details

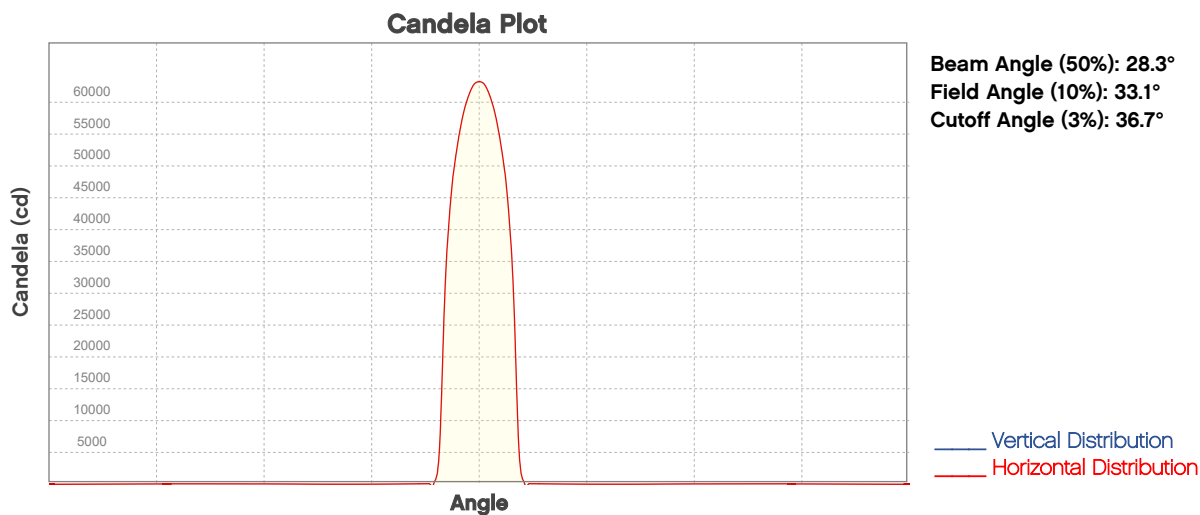


Beam Intensities from 1-20m (3.3-65.6ft)

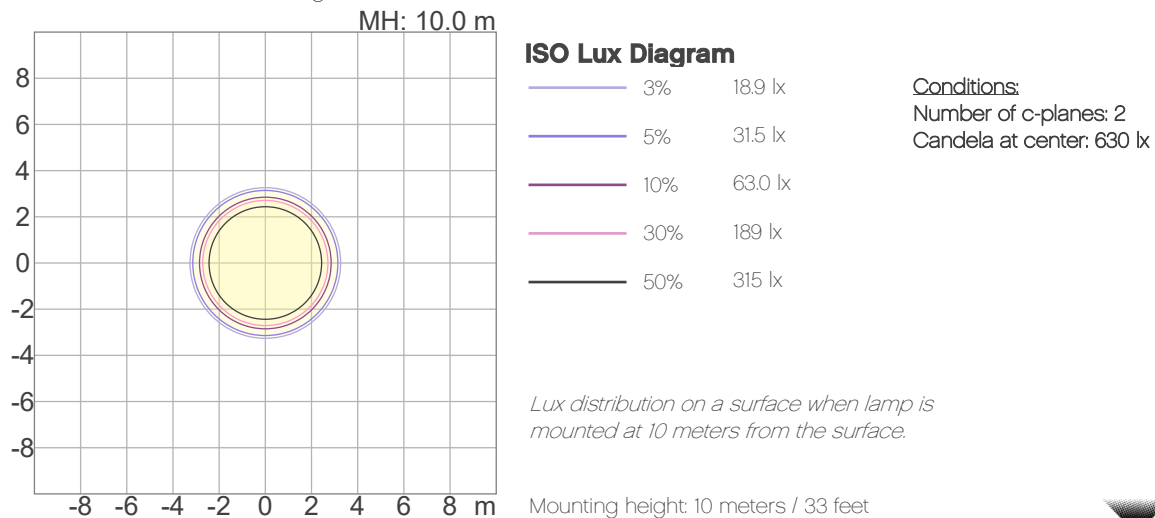
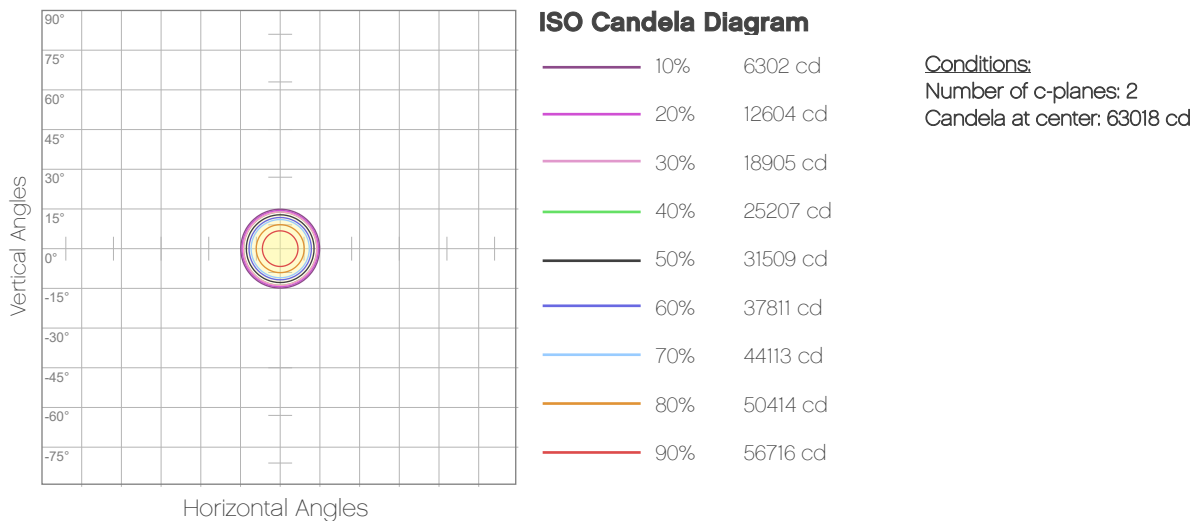
Distance	1m	2m	3m	4m	5m	6m	7m	8m	9m	10m
Lux	63018	15755	7002	3939	2521	1751	1286	985	778	630
Distance	11m	12m	13m	14m	15m	16m	17m	18m	19m	20m
Lux	521	438	373	322	280	246	218	195	175	158
Distance	3.3ft	6.6ft	9.8ft	13.1ft	16.4ft	19.7ft	23ft	26.2ft	29.5ft	32.8ft
FC	5855	1464	651	366	234	163	119	91	72	59
Distance	36.1ft	39.4ft	42.7ft	45.9ft	49.2ft	52.5ft	55.8ft	59.1ft	62.3ft	65.6ft
FC	48	41	35	30	26	23	20	18	16	15

Photometric & Chromaticity Report

Ovation Rêve E-3 IP: 15-30 Zoom Lens-30deg - 3200K



ISO Diagrams



Chauvet Professional – www.chauvetprofessional.com

© 2022 Chauvet & Sons, LLC. All rights reserved

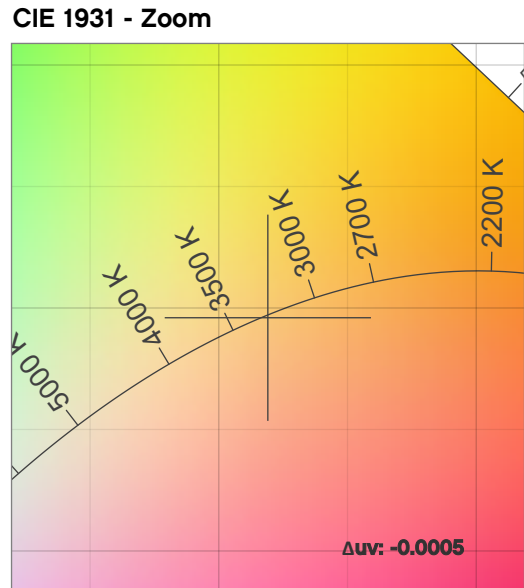
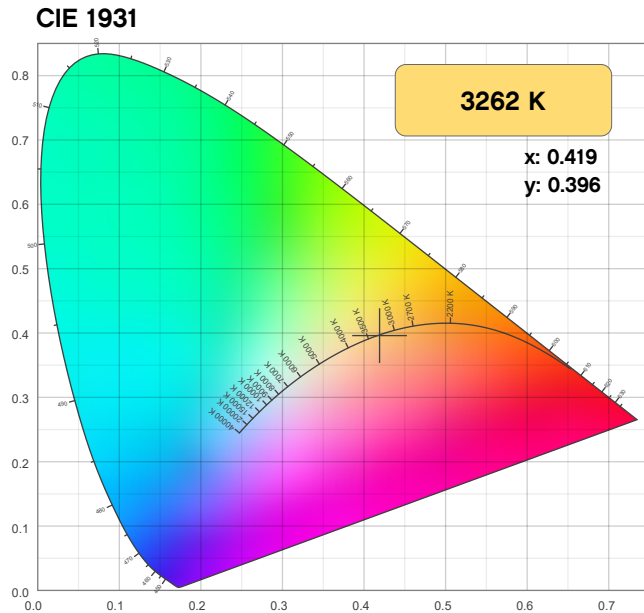
All product specifications, measurements and dimensions are subject to change without notice



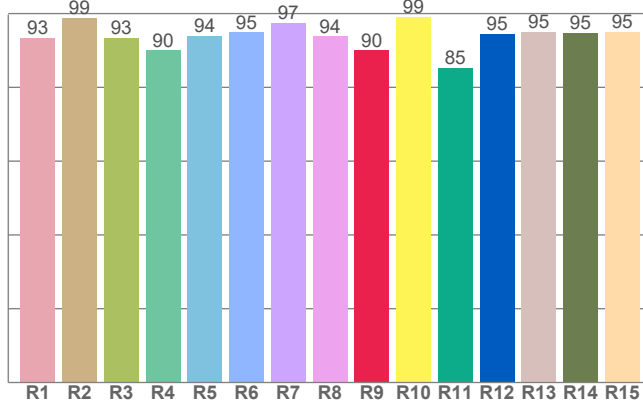
Photometric & Chromaticity Report

Ovation Rêve E-3 IP: 15-30 Zoom Lens-30deg - 3200K

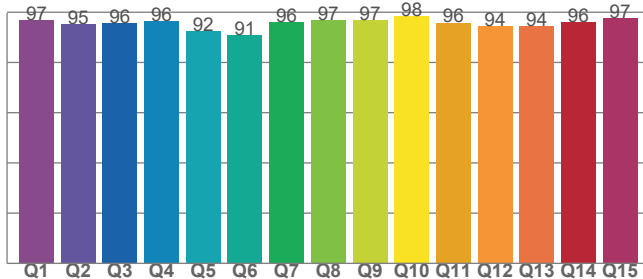
Chromaticity



CRI: 94.5 (R1-R8)



CQS: 95.1



Color Parameters

Color Temperature	Color Coordinate CIE 1931	Color Coordinate CIE 1931
CCT	x	y
3262 K	0.419	0.396

Color Deviation from Black Body Curve	Color Coordinate CIE 1964	Color Coordinate CIE 1964
Δuv	y	u
-0.0005	0.396	0.242

Color Rendering Index	Red Component	Color Quality Scale
CRI	CRI - R9	CQS
94.5	90.0	95.1

Television Lighting Consistency Index	Color Fidelity	Color Gamut
TLCI	TM30 - Rf	TM30 Rg
89	94.2	104.1

Photometric & Chromaticity Report

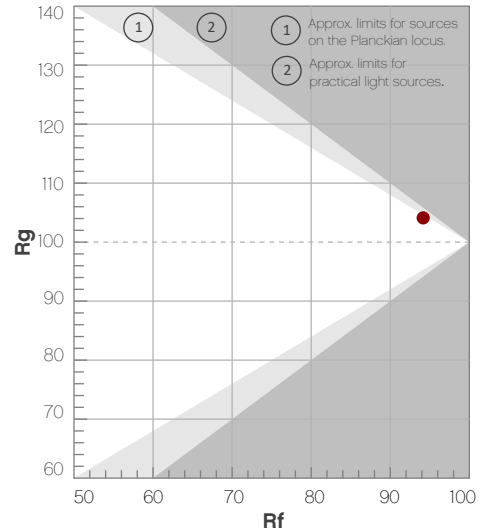
Ovation Rêve E-3 IP: 15-30 Zoom Lens-30deg - 3200K

TM-30 Details

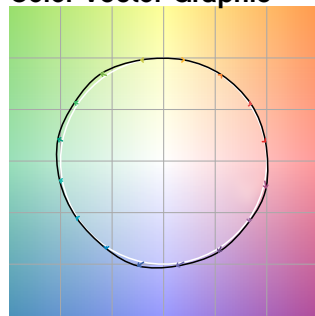
Rf 94.2
Fidelity Index
(R_f)

Rg 104.1
Gammut Index
(R_g)

Hue Bin	R _f	Graphic shifts (%)	
		Chroma	Hue
1	95	1%	-1%
2	96	1%	-1%
3	95	1%	0%
4	98	0%	0%
5	95	0%	2%
6	92	4%	3%
7	94	3%	1%
8	92	5%	-1%
9	95	3%	-1%
10	96	1%	-1%
11	96	2%	1%
12	89	5%	-5%
13	90	2%	-7%
14	92	3%	-5%
15	93	2%	-3%
16	90	3%	-6%



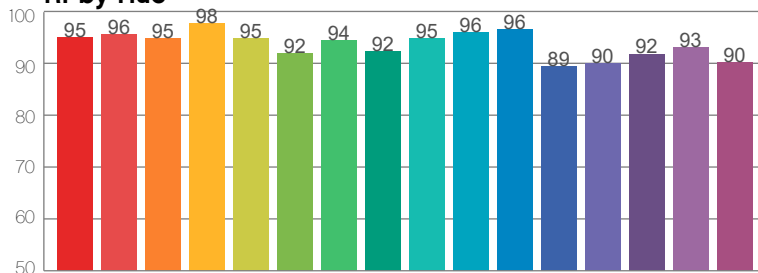
Color Vector Graphic



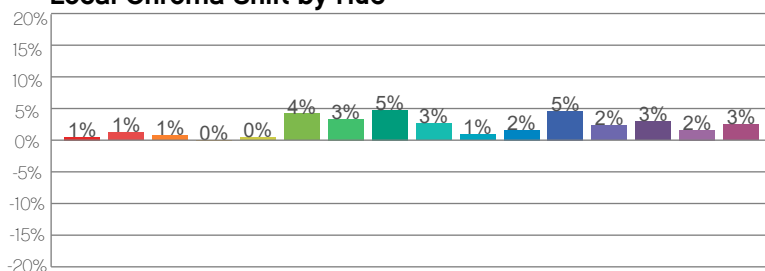
Color Distortion Graphic



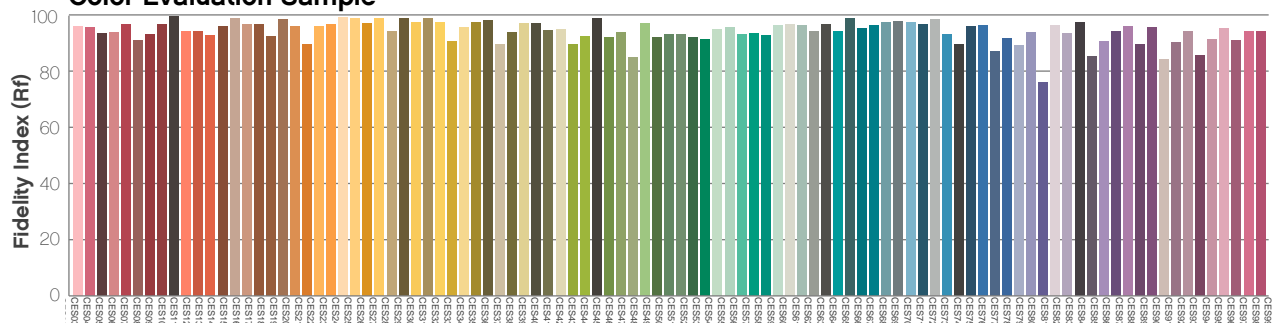
R_f by Hue



Local Chroma Shift by Hue



Color Evaluation Sample



Photometric & Chromaticity Report

Ovation Rêve E-3 IP: 15-30 Zoom Lens-30deg - 4000K

Report Summary

Measurements

Fixture Output: 12168 lm
Fixture Peak: 66260 cd
Fixture Efficacy: 36 lm/W
Intensity @ 5m: 2650 lux
Color Temperature: 4064 K
CRI: 96.0 CRI R9 Value: 96.1
CQS: 96.4
TLCI: 91
TM-30 Rf: 94.4
TM-30 Rg: 102.8
Beam Angle (50%): 28.2°
Field Angle (10%): 33.9°
Cutoff Angle (3%): 34.9°

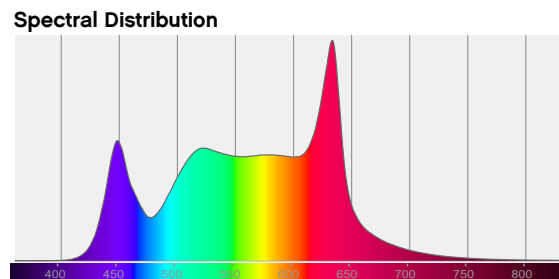
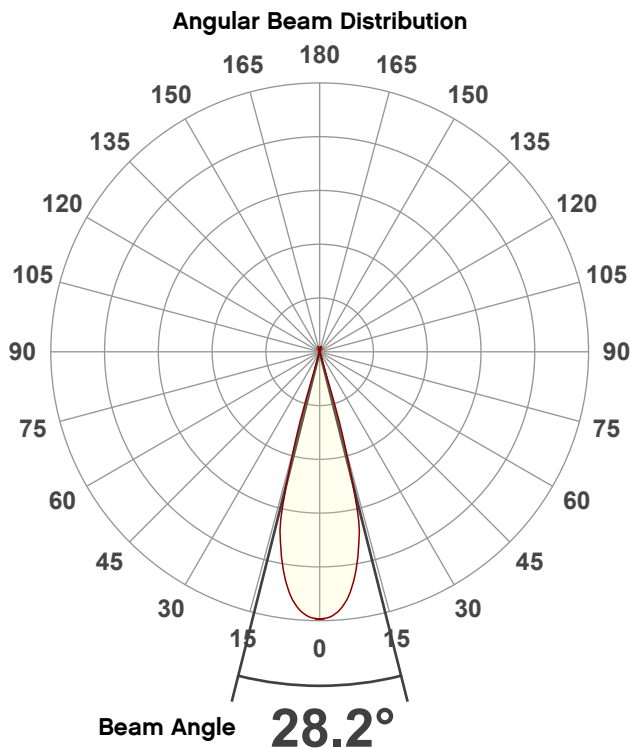


Conditions

AC Supply: 118 V, 60 Hz
Power: 344.42 W
Current: 2.91 A
Power Factor: 0.99

This data sheet conforms to American National Standard E1.9 – 2007 (R2017). All data was measured and calculated by a Viso Systems LabSpion Goniometer at the Chauvet PD Optics Laboratory in Sunrise, FL on 8/1/2022 to LM-63-2002 Standards.


Overall Measurement



Tested Color (CIE 1931):

X: 0.379

Y: 0.381



Light Quality

CRI: 96.0

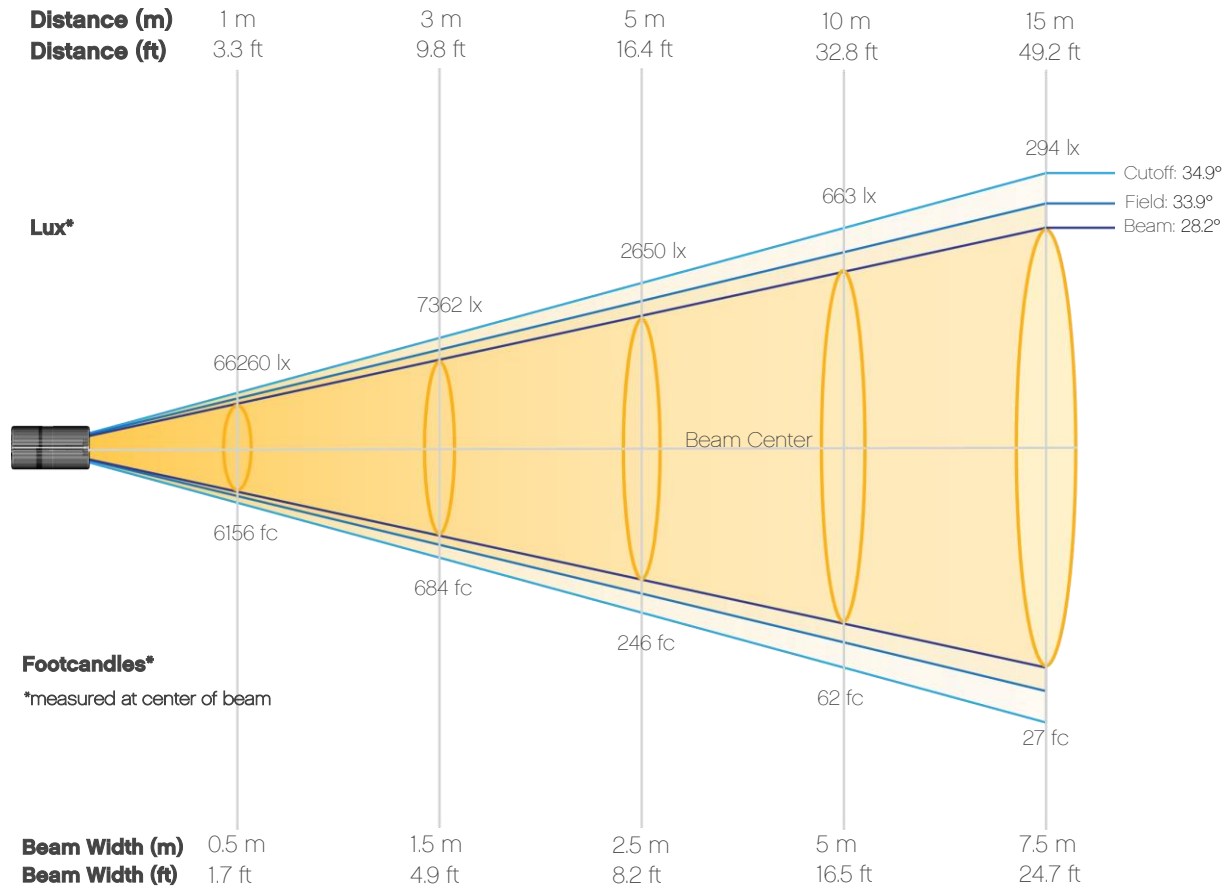
Color Temperature

4064 K

Photometric & Chromaticity Report

Ovation Rêve E-3 IP: 15-30 Zoom Lens-30deg - 4000K

Beam Details

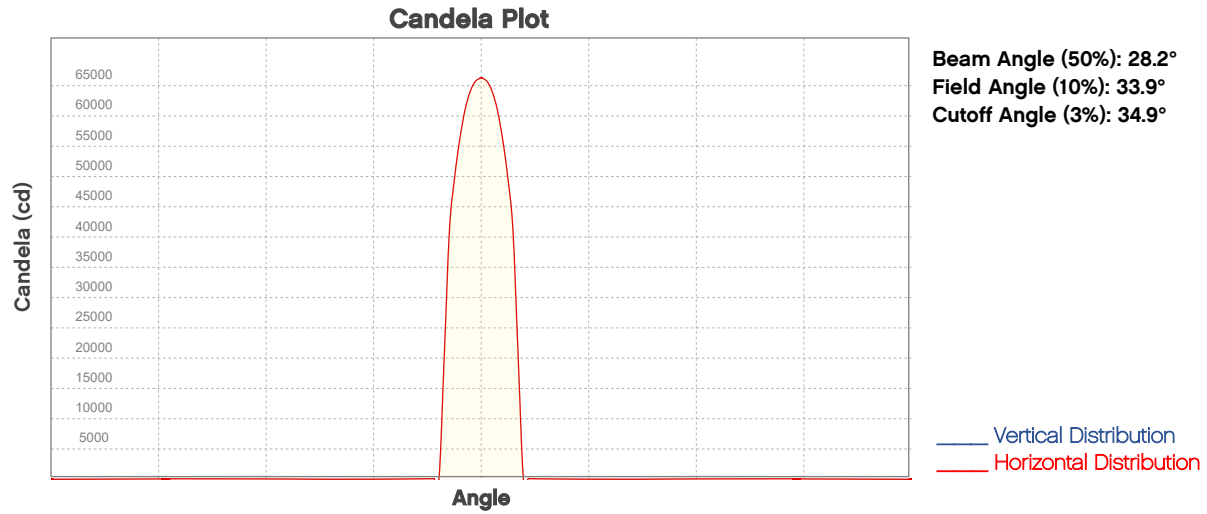


Beam Intensities from 1-20m (3.3-65.6ft)

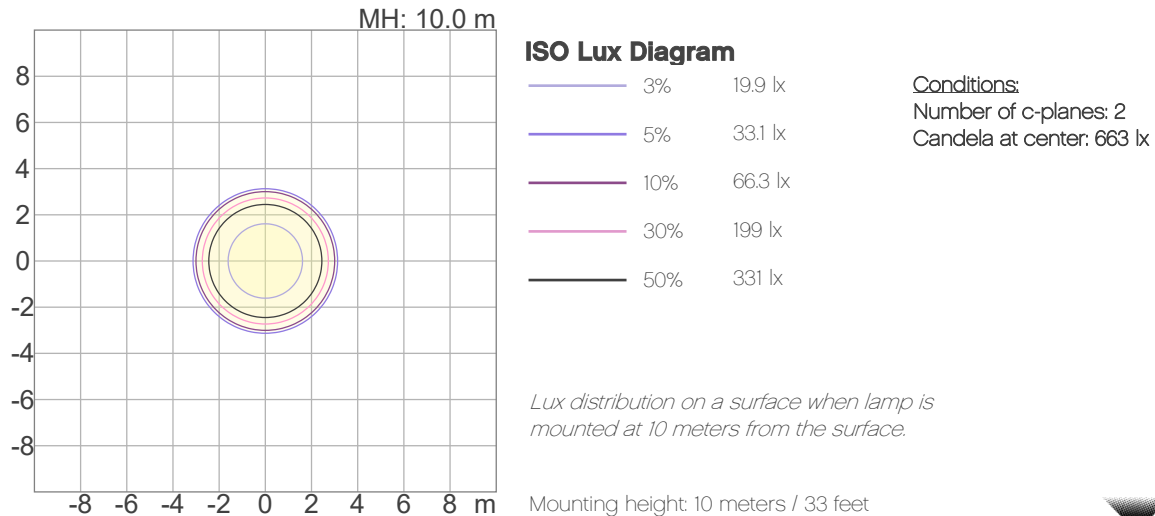
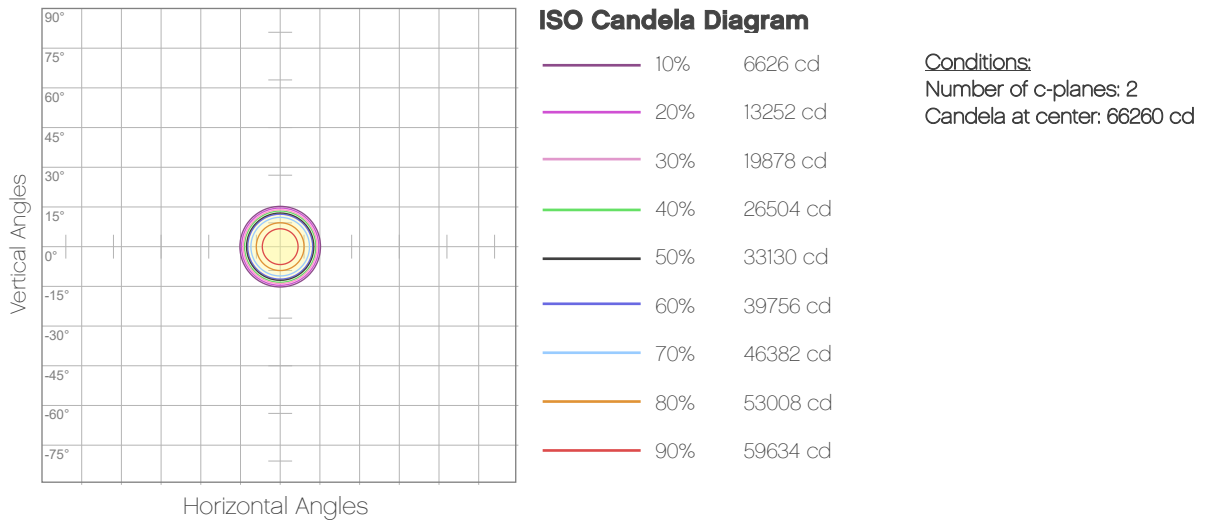
Distance	1m	2m	3m	4m	5m	6m	7m	8m	9m	10m
Lux	66260	16565	7362	4141	2650	1841	1352	1035	818	663
Distance	11m	12m	13m	14m	15m	16m	17m	18m	19m	20m
Lux	548	460	392	338	294	259	229	205	184	166
Distance	3.3ft	6.6ft	9.8ft	13.1ft	16.4ft	19.7ft	23ft	26.2ft	29.5ft	32.8ft
FC	6156	1539	684	385	246	171	126	96	76	62
Distance	36.1ft	39.4ft	42.7ft	45.9ft	49.2ft	52.5ft	55.8ft	59.1ft	62.3ft	65.6ft
FC	51	43	36	31	27	24	21	19	17	15

Photometric & Chromaticity Report

Ovation Rêve E-3 IP: 15-30 Zoom Lens-30deg - 4000K



ISO Diagrams



Chauvet Professional – www.chauvetprofessional.com

© 2022 Chauvet & Sons, LLC. All rights reserved

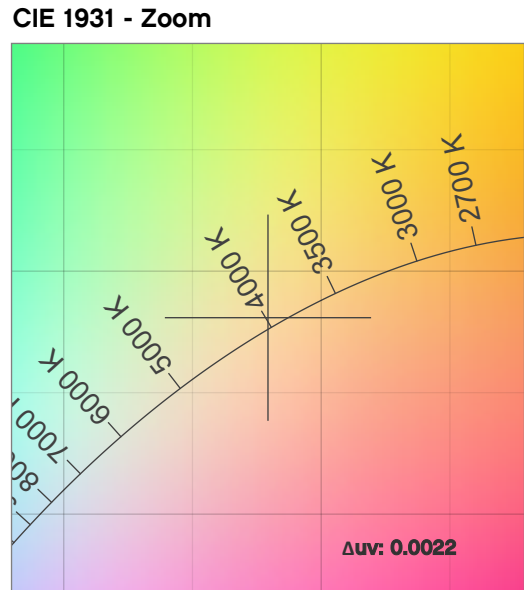
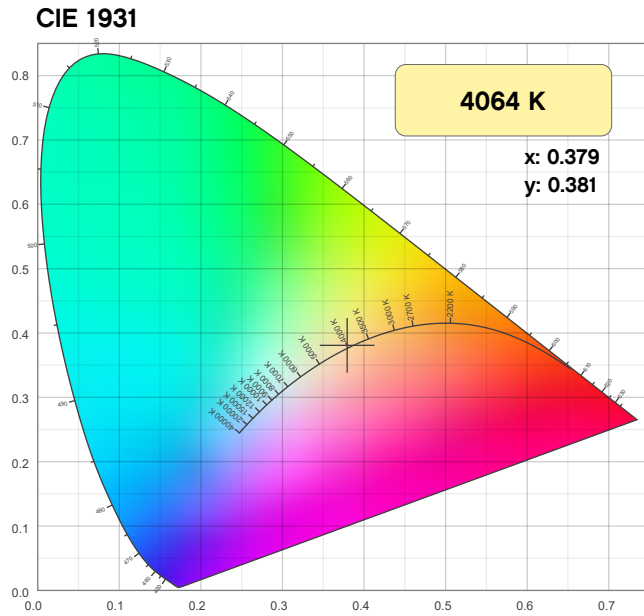
All product specifications, measurements and dimensions are subject to change without notice



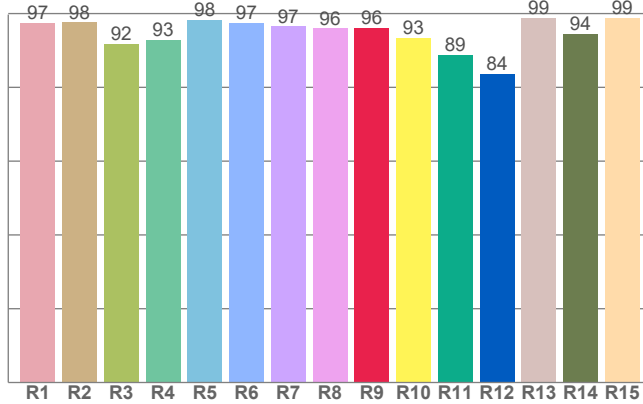
Photometric & Chromaticity Report

Ovation Rêve E-3 IP: 15-30 Zoom Lens-30deg - 4000K

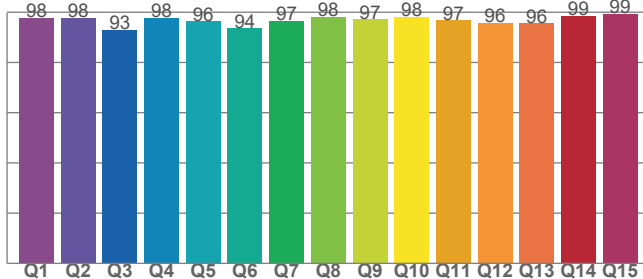
Chromaticity



CRI: 96.0 (R1-R8)



CQS: 96.4



Color Parameters

Color Temperature	Color Coordinate CIE 1931	Color Coordinate CIE 1931
CCT	x	y
4064 K	0.379	0.381

Color Deviation from Black Body Curve	Color Coordinate CIE 1964	Color Coordinate CIE 1964
Δuv	y	u
0.0022	0.381	0.223

Color Rendering Index	Red Component	Color Quality Scale
CRI	CRI - R9	CQS
96.0	96.1	96.4

Television Lighting Consistency Index	Color Fidelity	Color Gamut
TLCI	TM30 - Rf	TM30 Rg
91	94.4	102.8

Photometric & Chromaticity Report

Ovation Rêve E-3 IP: 15-30 Zoom Lens-30deg - 4000K

TM-30 Details

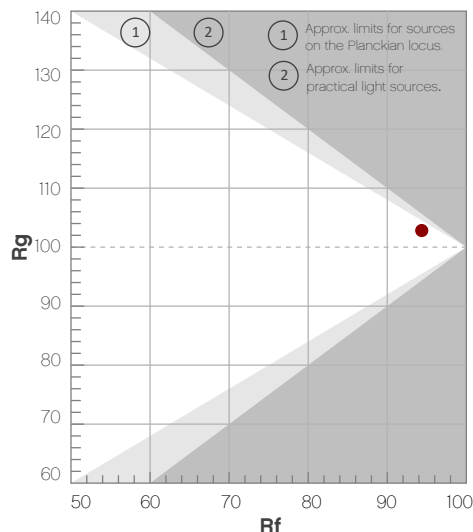
Rf 94.4

Fidelity Index
(R_f)

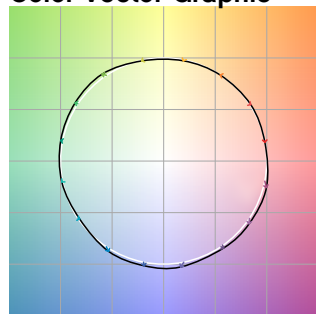
Rg 102.8

Gammut Index
(R_g)

Hue Bin	R _f	Graphic shifts (%)	
		Chroma	Hue
1	96	0%	-1%
2	97	1%	-1%
3	96	0%	1%
4	97	-1%	0%
5	94	-1%	2%
6	94	3%	3%
7	95	3%	1%
8	95	2%	0%
9	96	1%	1%
10	97	-1%	1%
11	92	2%	4%
12	91	3%	1%
13	92	4%	-4%
14	95	2%	2%
15	92	3%	-5%
16	90	3%	-6%



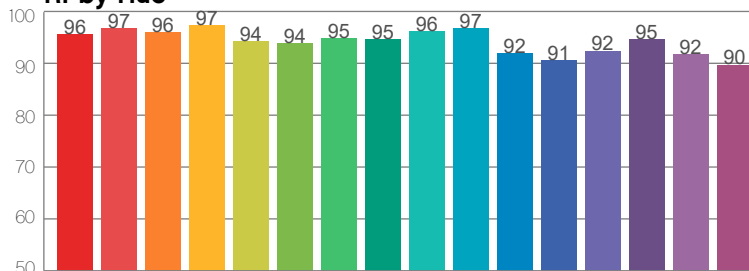
Color Vector Graphic



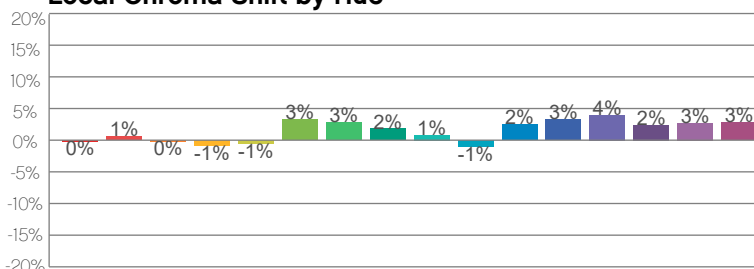
Color Distortion Graphic



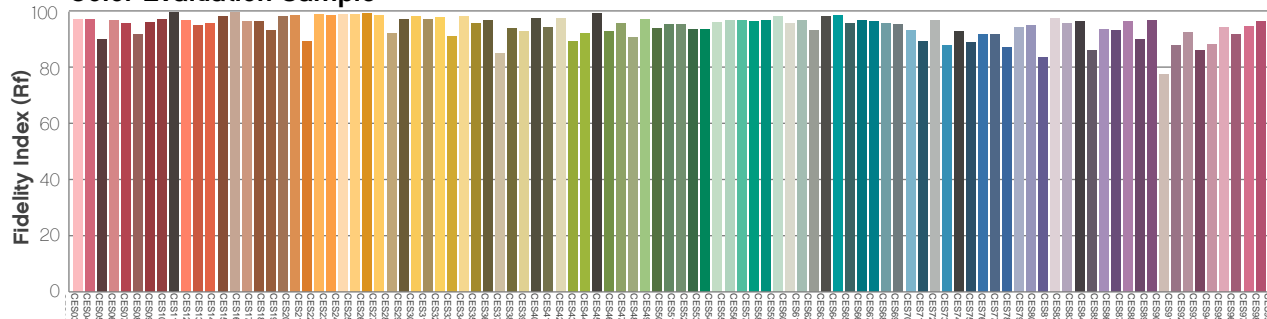
R_f by Hue



Local Chroma Shift by Hue



Color Evaluation Sample



Photometric & Chromaticity Report

Ovation Rêve E-3 IP: 15-30 Zoom Lens-30deg - 5600K

Report Summary

Measurements

Fixture Output: 12087 lm
Fixture Peak: 65991 cd
Fixture Efficacy: 34 lm/W
Intensity @ 5m: 2640 lux
Color Temperature: 5607 K
CRI: 94.7 CRI R9 Value: 95.1
CQS: 94.2
TLCI: 94
TM-30 Rf: 92.5
TM-30 Rg: 103.8
Beam Angle (50%): 29°
Field Angle (10%): 32.4°
Cutoff Angle (3%): 34.7°

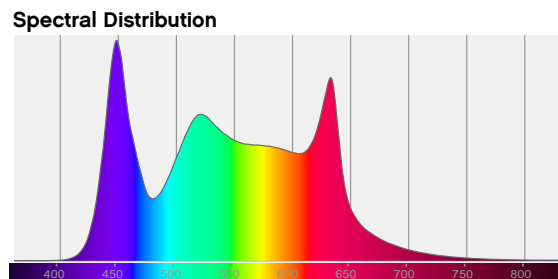
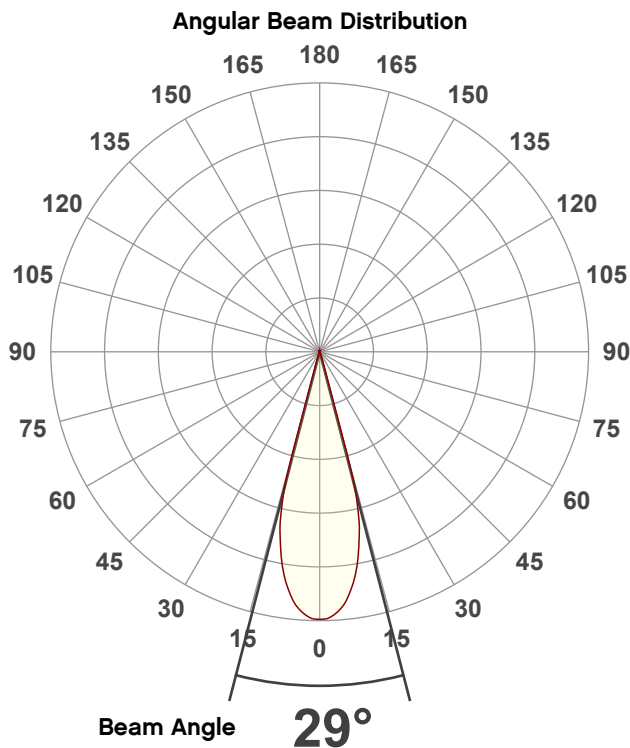


Conditions

AC Supply: 118 V, 60 Hz
Power: 355.94 W
Current: 3.02 A
Power Factor: 0.99

This data sheet conforms to American National Standard E1.9 – 2007 (R2017). All data was measured and calculated by a Viso Systems LabSpion Goniometer at the Chauvet PD Optics Laboratory in Sunrise, FL on 8/1/2022 to LM-63-2002 Standards.


Overall Measurement



Tested Color (CIE 1931):

X: 0.330

Y: 0.342



Light Quality

CRI: 94.7

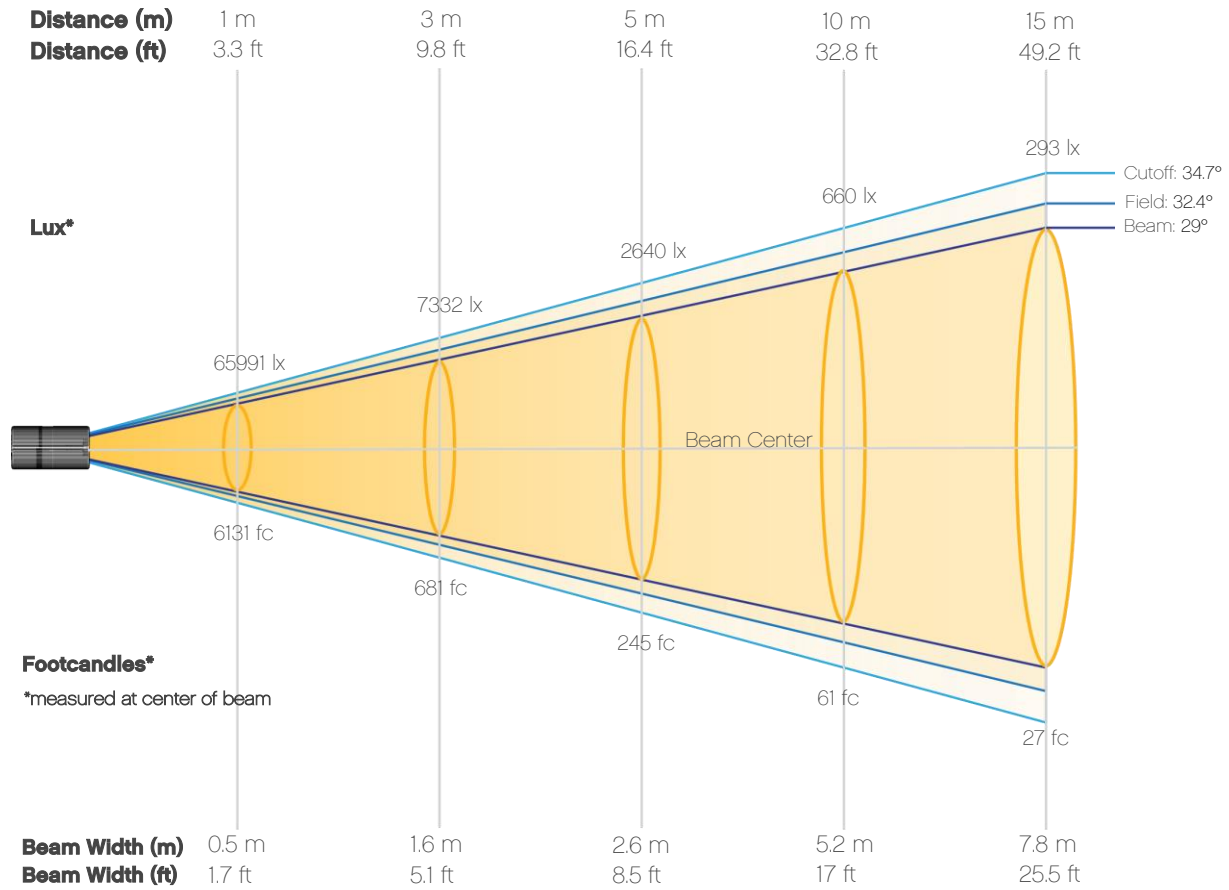
Color Temperature

5607 K

Photometric & Chromaticity Report

Ovation Rêve E-3 IP: 15-30 Zoom Lens-30deg - 5600K

Beam Details

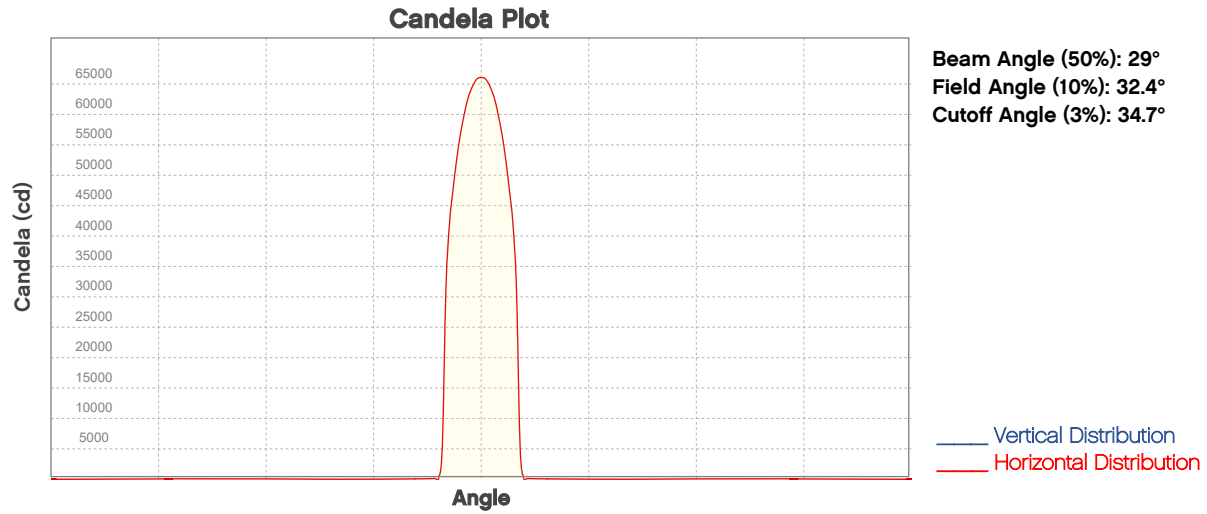


Beam Intensities from 1-20m (3.3-65.6ft)

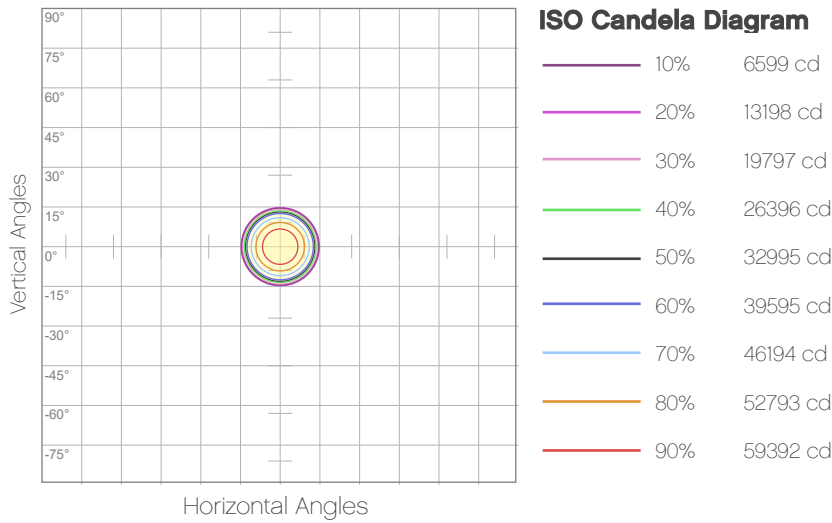
Distance	1m	2m	3m	4m	5m	6m	7m	8m	9m	10m
Lux	65991	16498	7332	4124	2640	1833	1347	1031	815	660
Distance	11m	12m	13m	14m	15m	16m	17m	18m	19m	20m
Lux	545	458	390	337	293	258	228	204	183	165
Distance	3.3ft	6.6ft	9.8ft	13.1ft	16.4ft	19.7ft	23ft	26.2ft	29.5ft	32.8ft
FC	6131	1533	681	383	245	170	125	96	76	61
Distance	36.1ft	39.4ft	42.7ft	45.9ft	49.2ft	52.5ft	55.8ft	59.1ft	62.3ft	65.6ft
FC	51	43	36	31	27	24	21	19	17	15

Photometric & Chromaticity Report

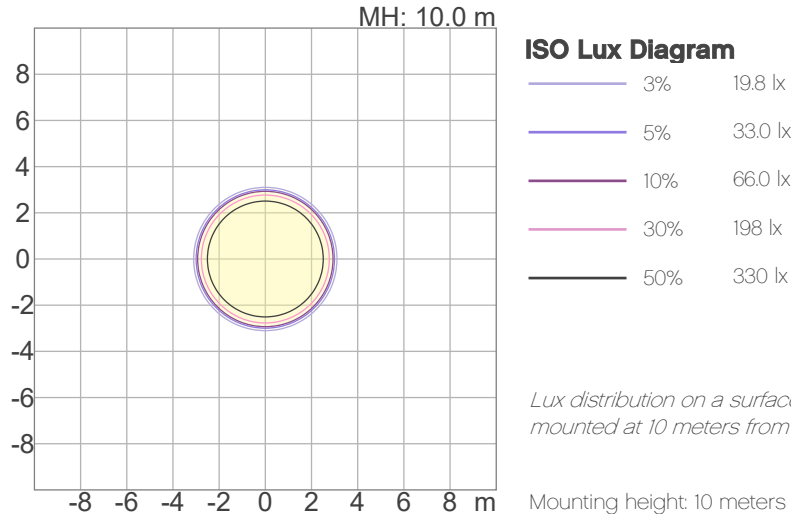
Ovation Rêve E-3 IP: 15-30 Zoom Lens-30deg - 5600K



ISO Diagrams



Conditions:
 Number of c-planes: 2
 Candela at center: 65991 cd



Conditions:
 Number of c-planes: 2
 Candela at center: 660 lx

Lux distribution on a surface when lamp is mounted at 10 meters from the surface.

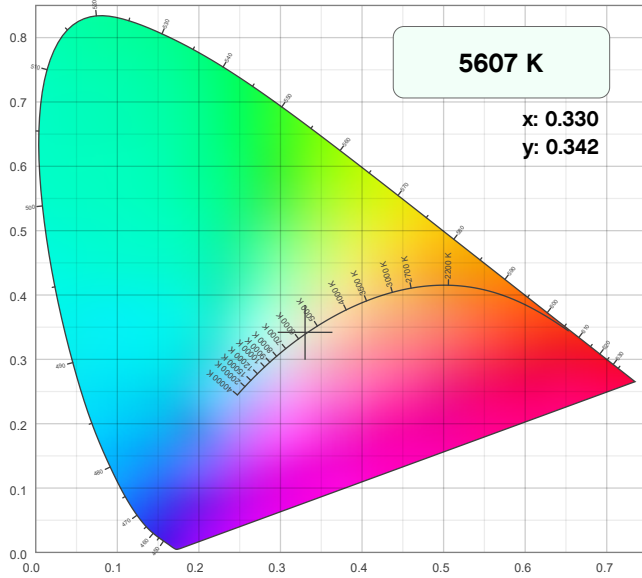
Mounting height: 10 meters / 33 feet

Photometric & Chromaticity Report

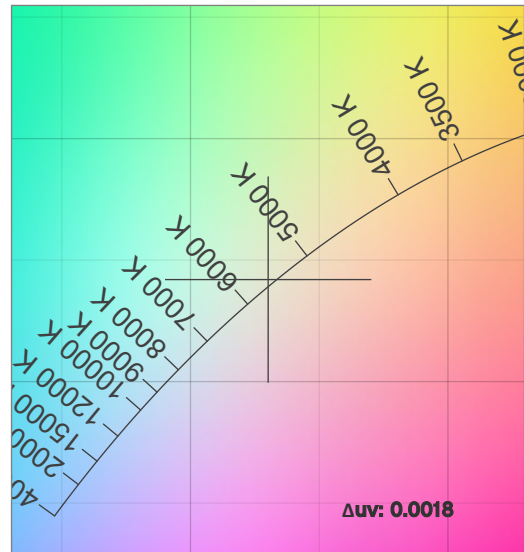
Ovation Rêve E-3 IP: 15-30 Zoom Lens-30deg - 5600K

Chromaticity

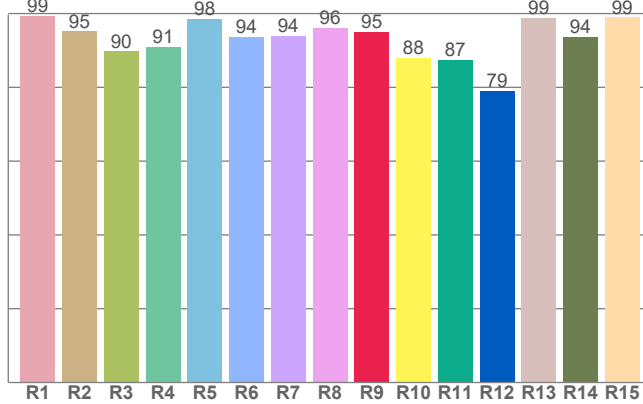
CIE 1931



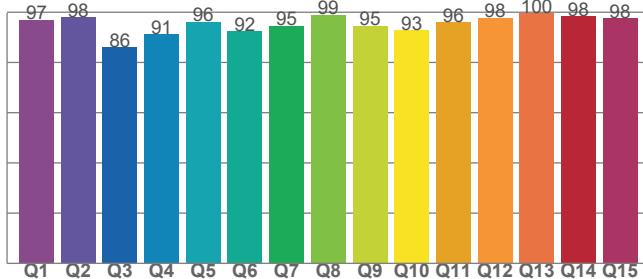
CIE 1931 - Zoom



CRI: 94.7 (R1-R8)



CQS: 94.2



Color Parameters

Color Temperature	Color Coordinate CIE 1931	Color Coordinate CIE 1931
CCT	x	y
5607 K	0.330	0.342

Color Deviation from Black Body Curve	Color Coordinate CIE 1964	Color Coordinate CIE 1964
Δuv	y	u
0.0018	0.342	0.205

Color Rendering Index	Red Component	Color Quality Scale
CRI	CRI - R9	CQS
94.7	95.1	94.2

Television Lighting Consistency Index	Color Fidelity	Color Gamut
TLCI	TM30 - Rf	TM30 Rg
94	92.5	103.8

Photometric & Chromaticity Report

Ovation Rêve E-3 IP: 15-30 Zoom Lens-30deg - 5600K

TM-30 Details

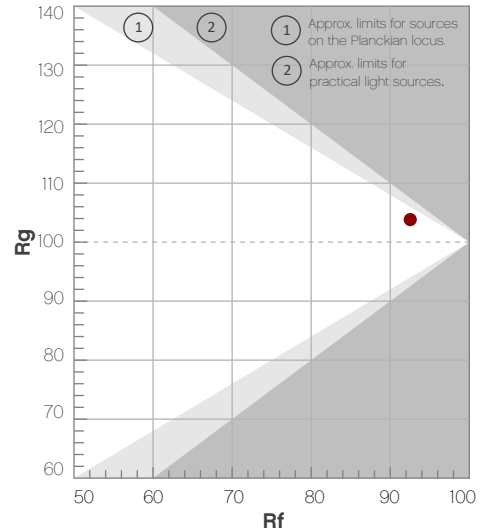
Rf 92.5

Fidelity Index
(R_f)

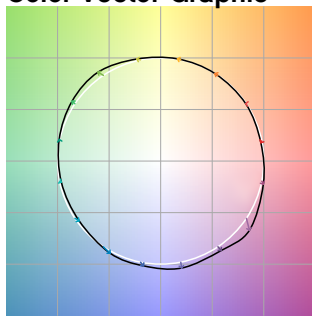
Rg 103.8

Gammut Index
(R_g)

Hue Bin	R _f	Graphic shifts (%)	
		Chroma	Hue
1	95	-1%	-1%
2	98	-1%	0%
3	93	0%	3%
4	94	0%	3%
5	91	2%	3%
6	91	5%	3%
7	94	4%	0%
8	96	1%	-1%
9	96	-2%	1%
10	92	-2%	4%
11	85	2%	9%
12	93	3%	4%
13	93	6%	0%
14	91	5%	1%
15	87	9%	-8%
16	95	2%	-3%



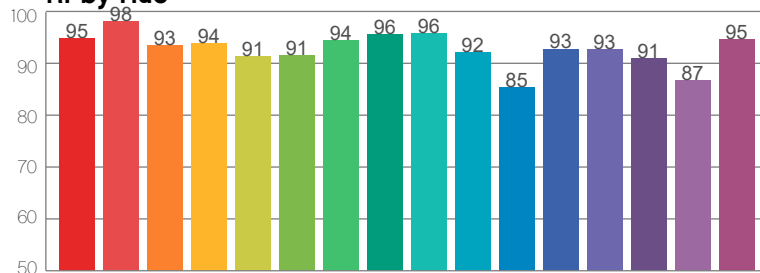
Color Vector Graphic



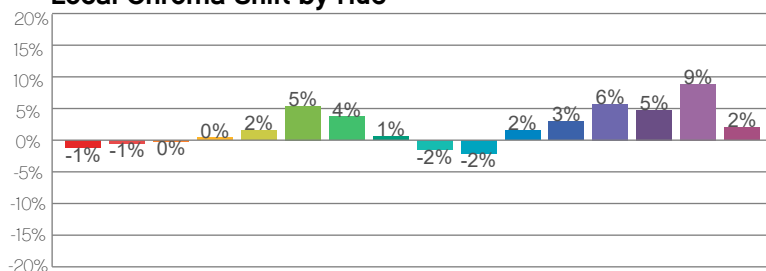
Color Distortion Graphic



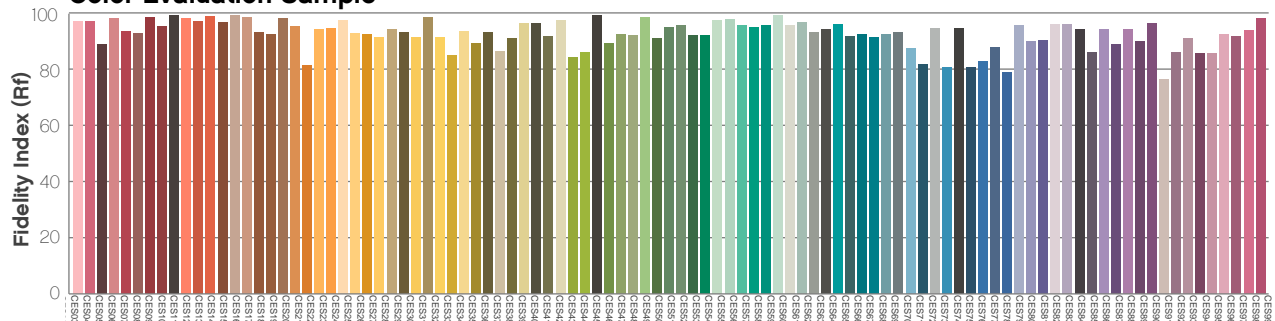
R_f by Hue



Local Chroma Shift by Hue



Color Evaluation Sample



Photometric & Chromaticity Report

Ovation Rêve E-3 IP: 19deg Lens - Full Power

Report Summary

Measurements

Fixture Output: 10185 lm
Fixture Peak: 134437 cd
Fixture Efficacy: 29 lm/W
Intensity @ 5m: 5377 lux
Color Temperature: 6492 K
CRI: 89.5 CRI R9 Value: 61.2
CQS: 93.8
TLCI: 93
TM-30 Rf: 91.1
TM-30 Rg: 107.7
Beam Angle (50%): 17.6°
Field Angle (10%): 20.8°
Cutoff Angle (3%): 21.6°

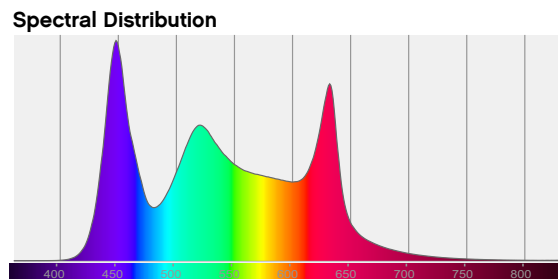
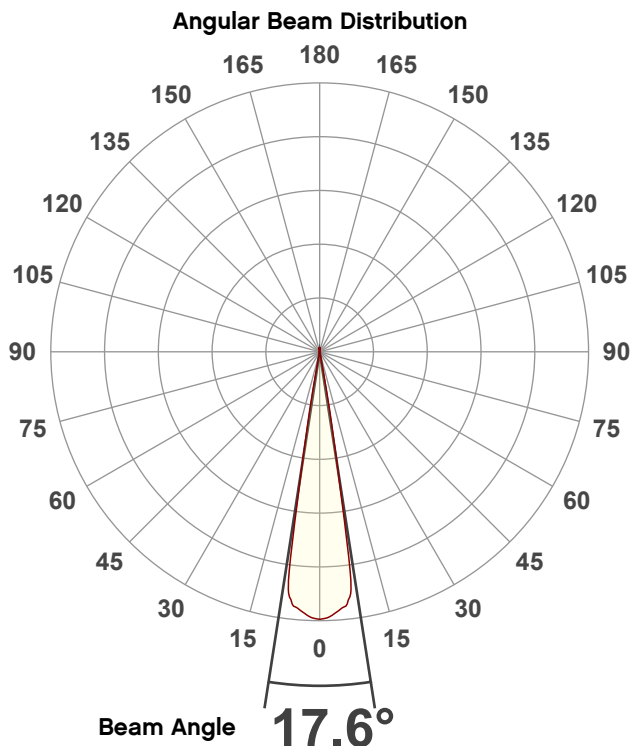


Conditions

AC Supply: 118 V, 60 Hz
Power: 356.29 W
Current: 3.03 A
Power Factor: 0.99

This data sheet conforms to American National Standard E1.9 – 2007 (R2017). All data was measured and calculated by a Viso Systems LabSpion Goniometer at the Chauvet PD Optics Laboratory in Sunrise, FL on 7/29/2022 to LM-63-2002 Standards.

Overall Measurement



Tested Color (CIE 1931):
X: 0.314
Y: 0.322

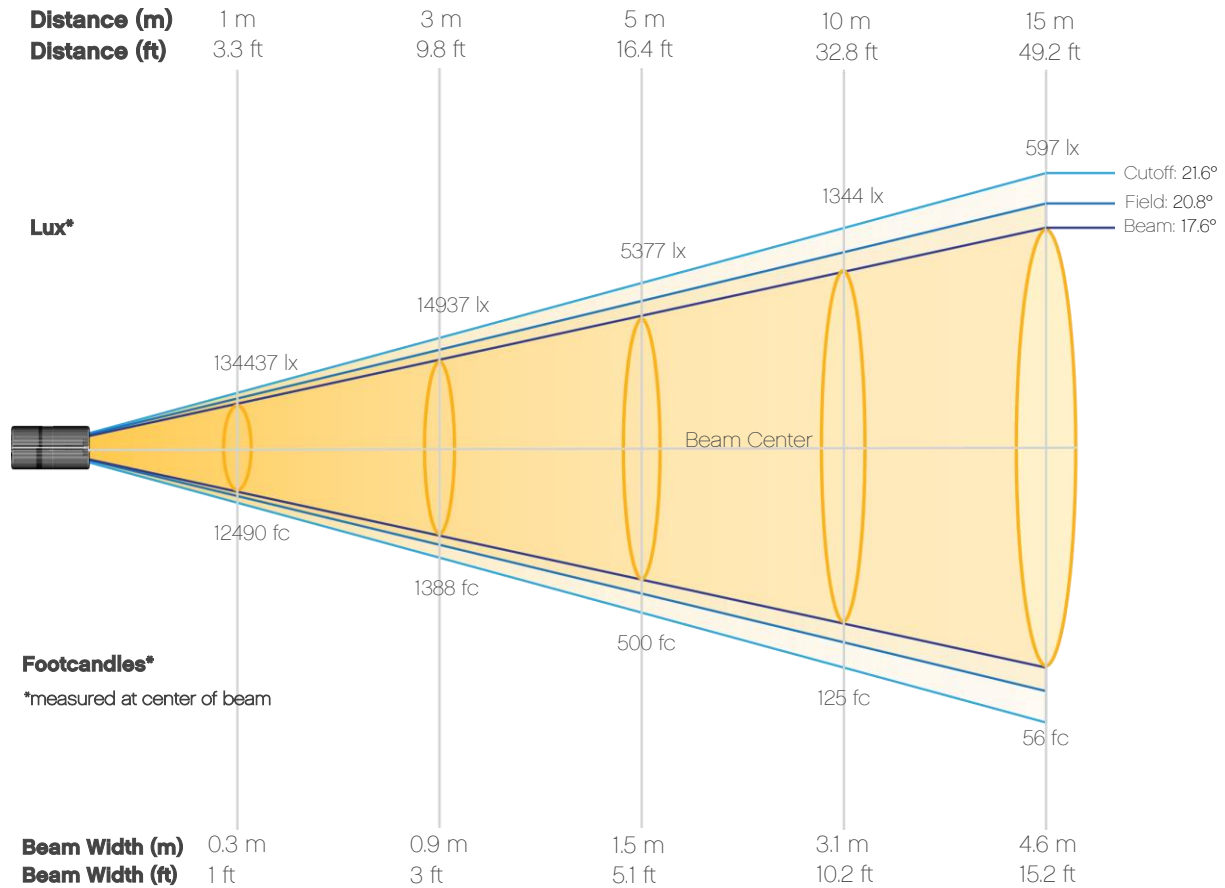
Light Quality
CRI: 89.5

Color Temperature
6492 K

Photometric & Chromaticity Report

Ovation Rêve E-3 IP: 19deg Lens - Full Power

Beam Details

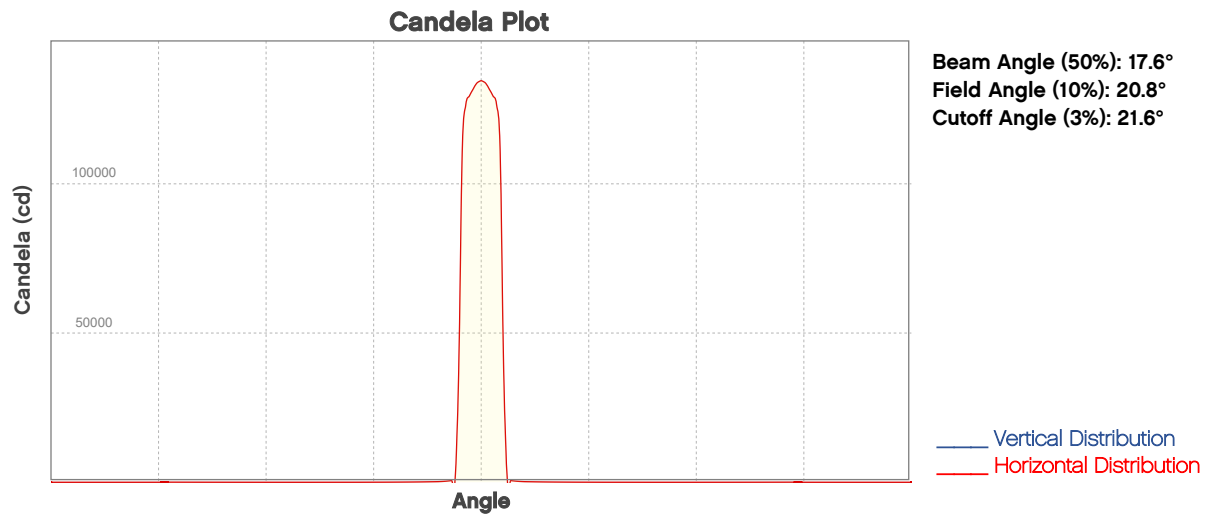


Beam Intensities from 1-20m (3.3-65.6ft)

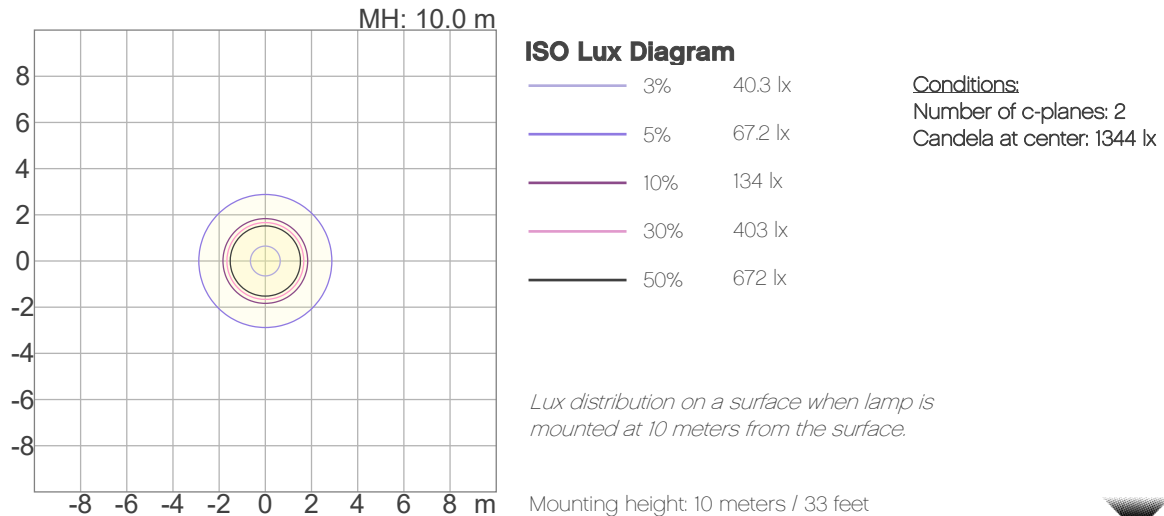
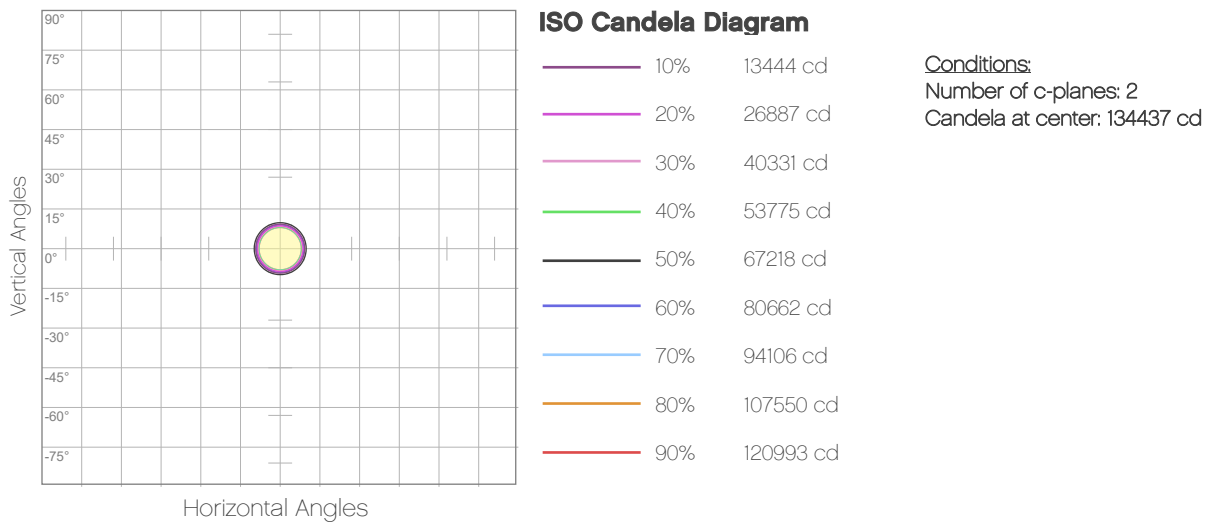
Distance	1m	2m	3m	4m	5m	6m	7m	8m	9m	10m
Lux	134437	33609	14937	8402	5377	3734	2744	2101	1660	1344
Distance	11m	12m	13m	14m	15m	16m	17m	18m	19m	20m
Lux	1111	934	795	686	597	525	465	415	372	336
Distance	3.3ft	6.6ft	9.8ft	13.1ft	16.4ft	19.7ft	23ft	26.2ft	29.5ft	32.8ft
FC	12490	3122	1388	781	500	347	255	195	154	125
Distance	36.1ft	39.4ft	42.7ft	45.9ft	49.2ft	52.5ft	55.8ft	59.1ft	62.3ft	65.6ft
FC	103	87	74	64	56	49	43	39	35	31

Photometric & Chromaticity Report

Ovation Rêve E-3 IP: 19deg Lens - Full Power



ISO Diagrams



Chauvet Professional – www.chauvetprofessional.com

© 2022 Chauvet & Sons, LLC. All rights reserved

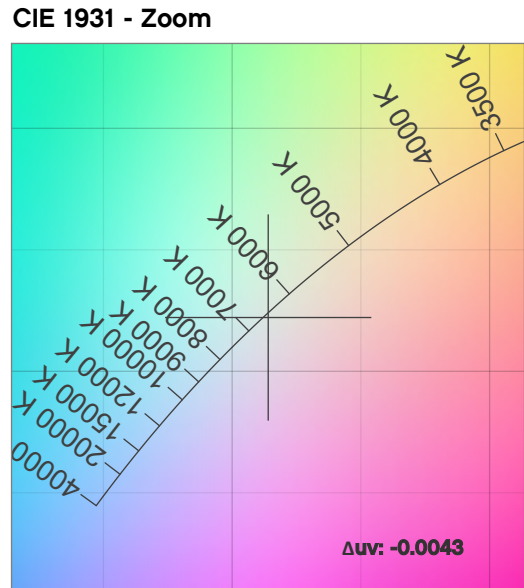
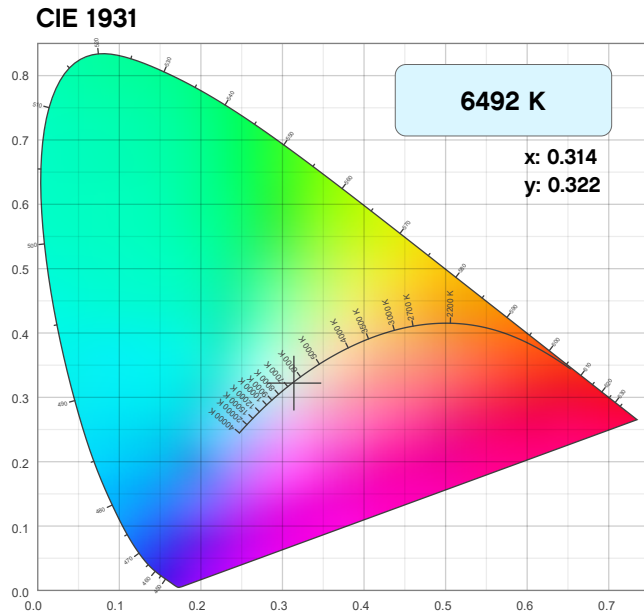
All product specifications, measurements and dimensions are subject to change without notice



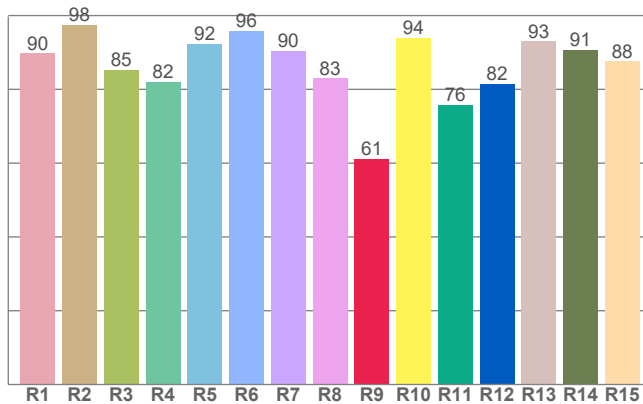
Photometric & Chromaticity Report

Ovation Rêve E-3 IP: 19deg Lens - Full Power

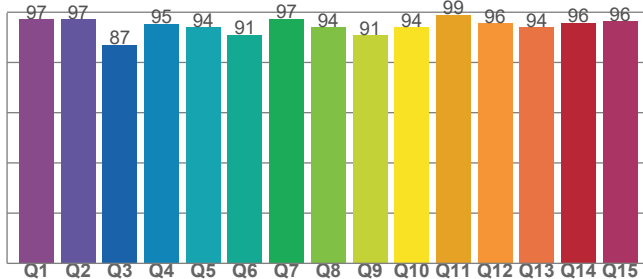
Chromaticity



CRI: 89.5 (R1-R8)



CQS: 93.8



Color Parameters

Color Temperature	Color Coordinate CIE 1931	Color Coordinate CIE 1931
CCT	x	y
6492 K	0.314	0.322

Color Deviation from Black Body Curve	Color Coordinate CIE 1964	Color Coordinate CIE 1964
Δuv	y	u
-0.0043	0.322	0.201

Color Rendering Index	Red Component	Color Quality Scale
CRI	CRI - R9	CQS
89.5	61.2	93.8

Television Lighting Consistency Index	Color Fidelity	Color Gamut
TLCI	TM30 - Rf	TM30 Rg
93	91.1	107.7

Photometric & Chromaticity Report

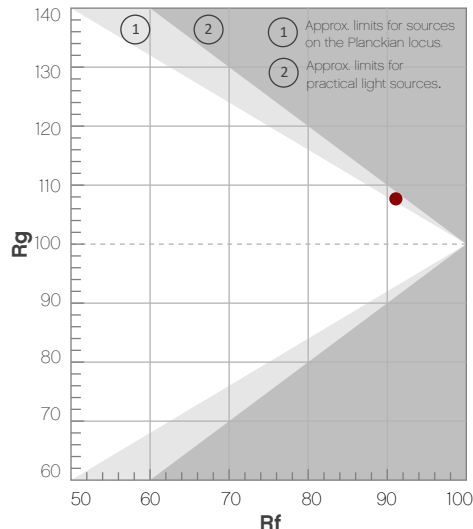
Ovation Rêve E-3 IP: 19deg Lens - Full Power

TM-30 Details

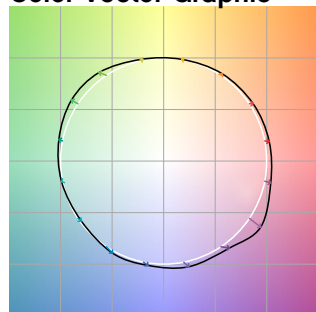
Rf 91.1
Fidelity Index
(R_f)

Rg 107.7
Gammut Index
(R_g)

Hue Bin	R _f	Graphic shifts (%)	
		Chroma	Hue
1	90	4%	-1%
2	94	3%	-2%
3	95	2%	0%
4	95	0%	2%
5	91	1%	3%
6	90	6%	4%
7	89	7%	1%
8	92	4%	-1%
9	95	1%	0%
10	93	-1%	4%
11	86	2%	8%
12	92	2%	5%
13	92	5%	4%
14	86	6%	6%
15	85	14%	-1%
16	89	6%	0%



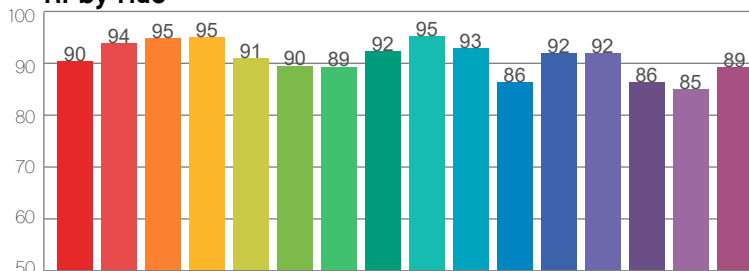
Color Vector Graphic



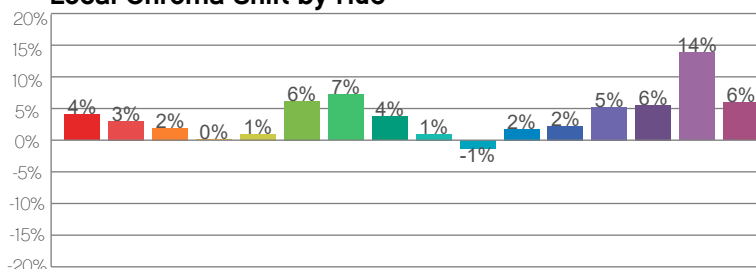
Color Distortion Graphic



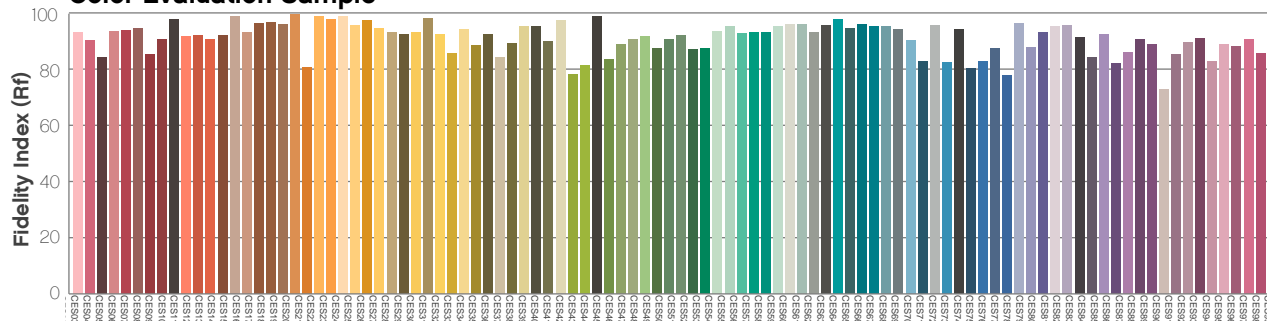
R_f by Hue



Local Chroma Shift by Hue



Color Evaluation Sample



Photometric & Chromaticity Report

Ovation Rêve E-3 IP: 19deg Lens - 3200K

Report Summary

Measurements

Fixture Output: 10244 lm
Fixture Peak: 135166 cd
Fixture Efficacy: 31 lm/W
Intensity @ 5m: 5407 lux
Color Temperature: 3257 K
CRI: 94.6 CRI R9 Value: 90.8
CQS: 95.1
TLCI: 89
TM-30 Rf: 94.2
TM-30 Rg: 104.0
Beam Angle (50%): 17.9°
Field Angle (10%): 19.5°
Cutoff Angle (3%): 21.7°

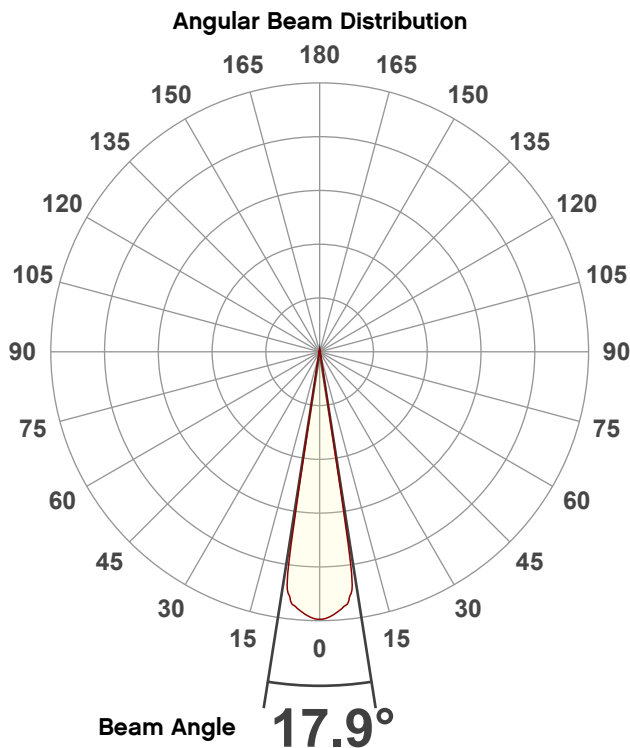


Conditions

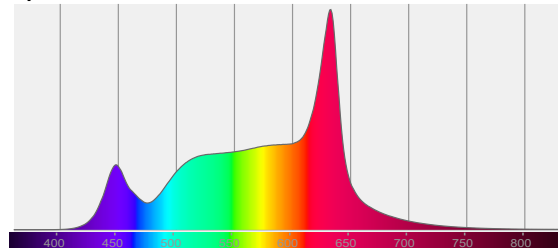
AC Supply: 118 V, 60 Hz
Power: 333.73 W
Current: 2.82 A
Power Factor: 0.99

This data sheet conforms to American National Standard E1.9 – 2007 (R2017). All data was measured and calculated by a Viso Systems LabSpion Goniometer at the Chauvet PD Optics Laboratory in Sunrise, FL on 7/29/2022 to LM-63-2002 Standards.

Overall Measurement



Spectral Distribution



Tested Color (CIE 1931):

X: 0.420

Y: 0.397



Light Quality

CRI: 94.6



Color Temperature

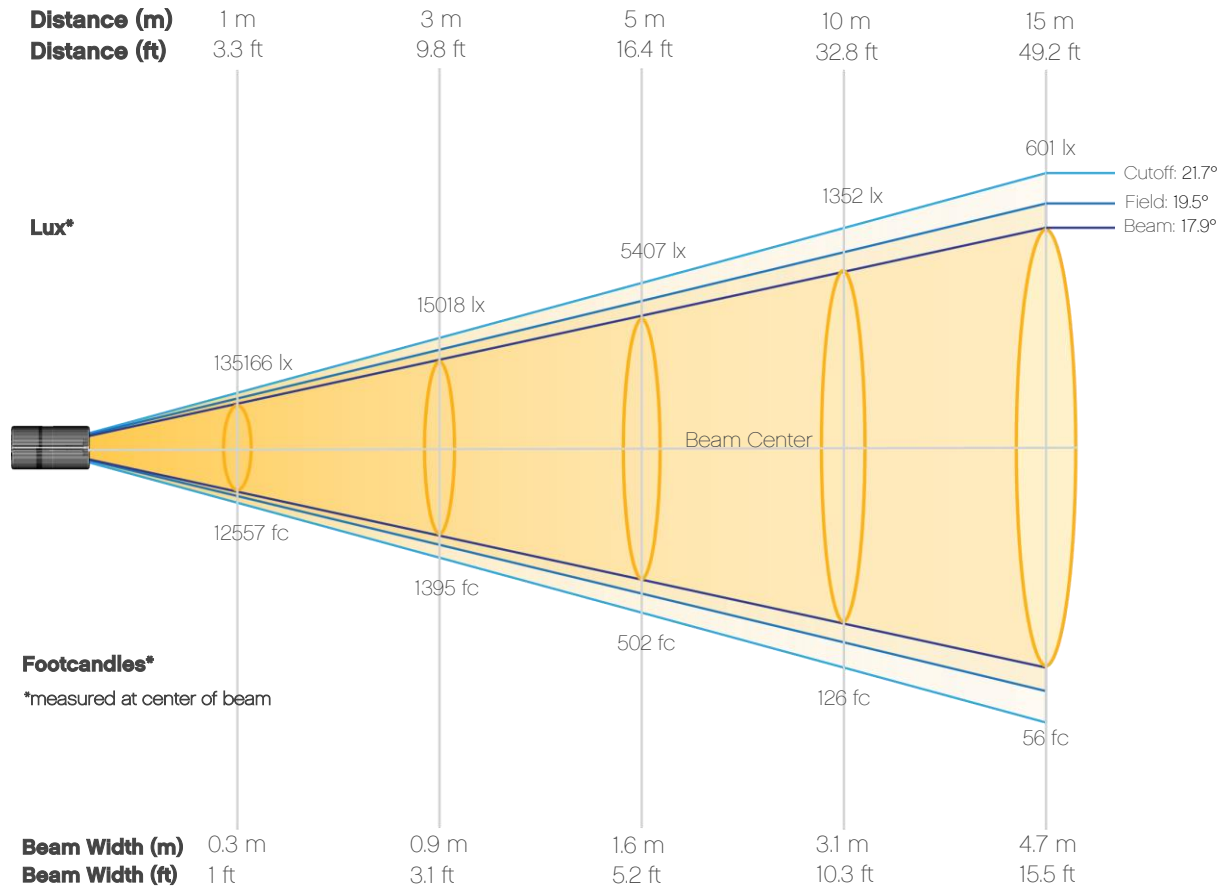
3257 K



Photometric & Chromaticity Report

Ovation Rêve E-3 IP: 19deg Lens - 3200K

Beam Details

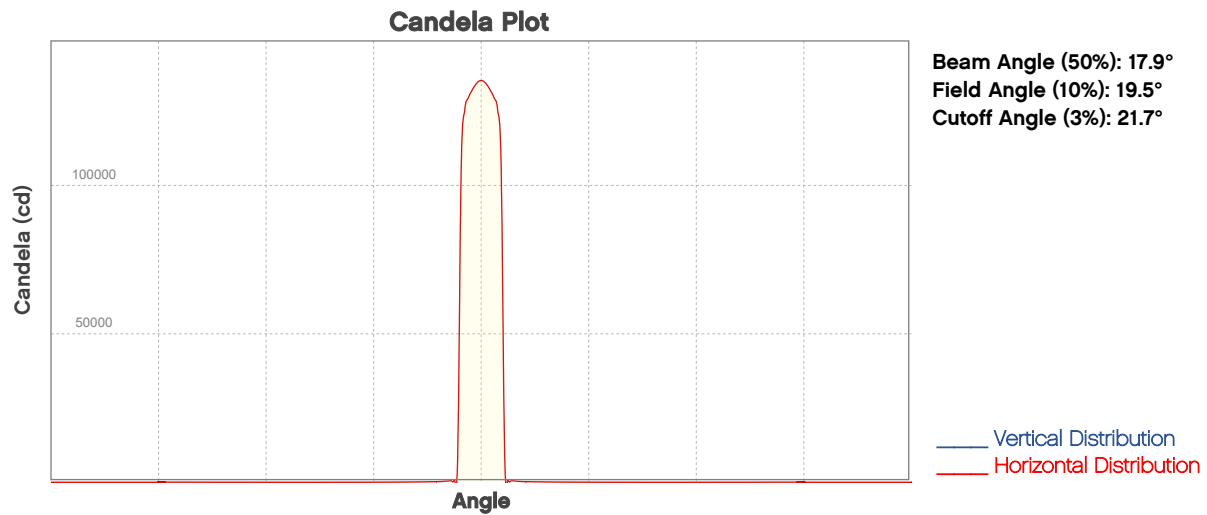


Beam Intensities from 1-20m (3.3-65.6ft)

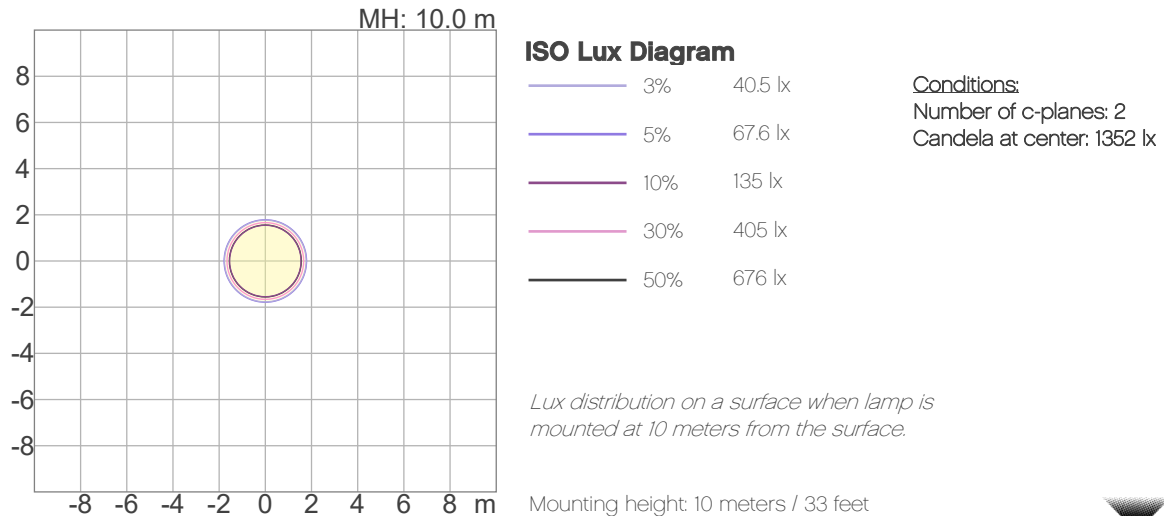
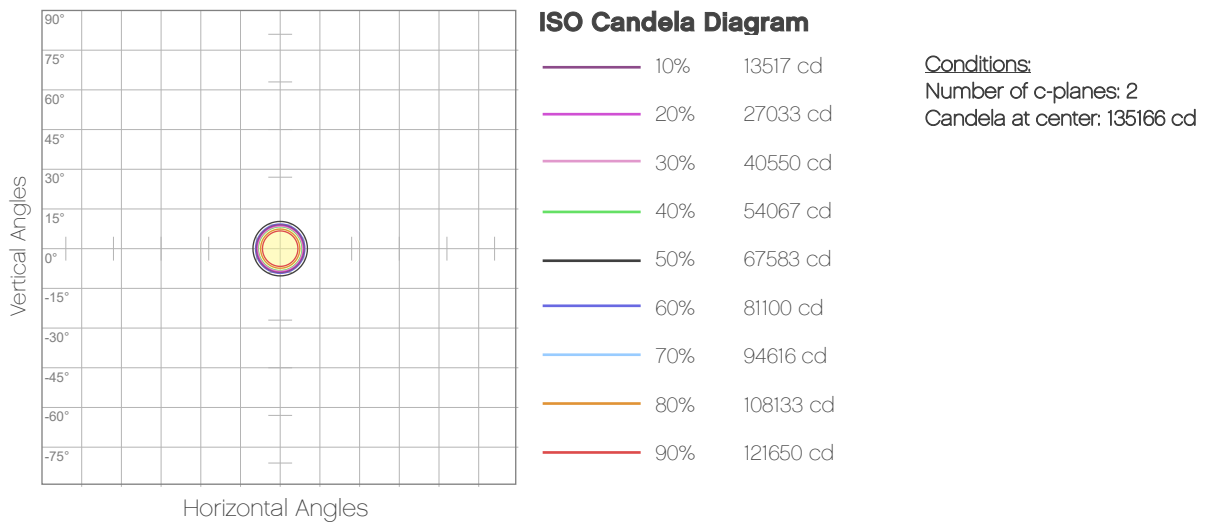
Distance	1m	2m	3m	4m	5m	6m	7m	8m	9m	10m
Lux	135166	33792	15018	8448	5407	3755	2758	2112	1669	1352
Distance	11m	12m	13m	14m	15m	16m	17m	18m	19m	20m
Lux	1117	939	800	690	601	528	468	417	374	338
Distance	3.3ft	6.6ft	9.8ft	13.1ft	16.4ft	19.7ft	23ft	26.2ft	29.5ft	32.8ft
FC	12557	3139	1395	785	502	349	256	196	155	126
Distance	36.1ft	39.4ft	42.7ft	45.9ft	49.2ft	52.5ft	55.8ft	59.1ft	62.3ft	65.6ft
FC	104	87	74	64	56	49	43	39	35	31

Photometric & Chromaticity Report

Ovation Rêve E-3 IP: 19deg Lens - 3200K



ISO Diagrams



Chauvet Professional – www.chauvetprofessional.com

© 2022 Chauvet & Sons, LLC. All rights reserved

All product specifications, measurements and dimensions are subject to change without notice

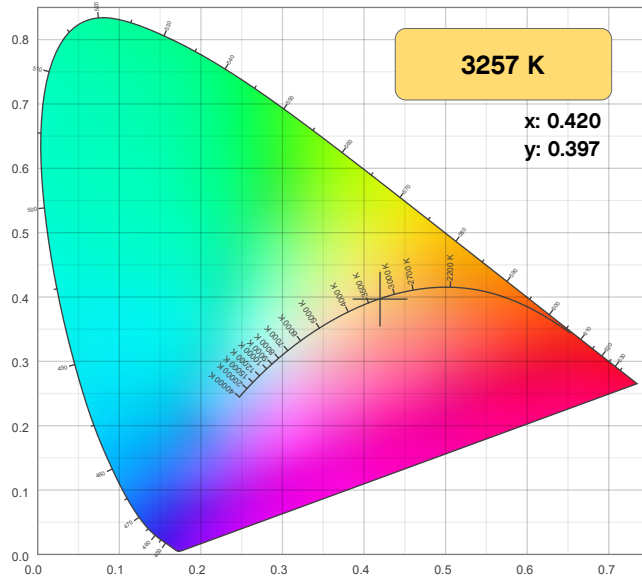


Photometric & Chromaticity Report

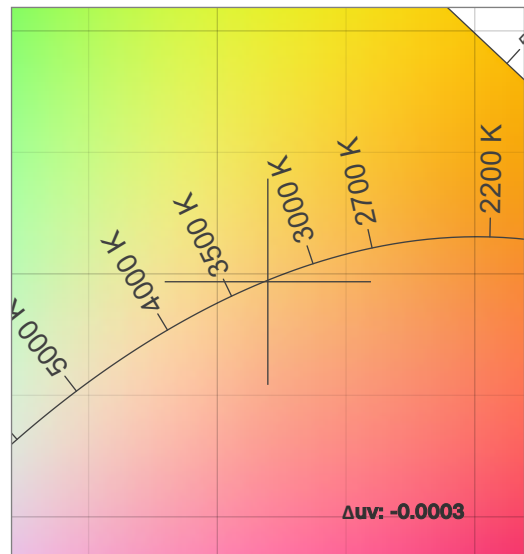
Ovation Rêve E-3 IP: 19deg Lens - 3200K

Chromaticity

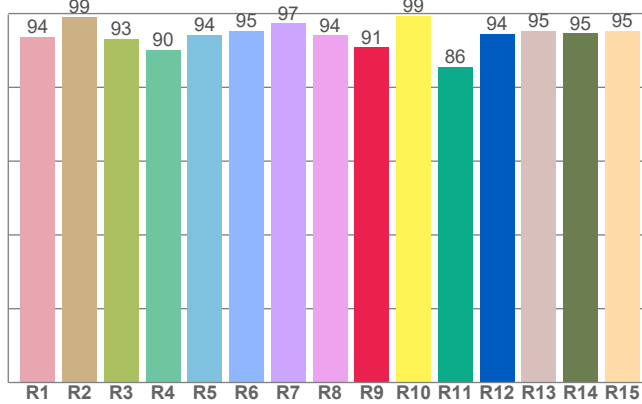
CIE 1931



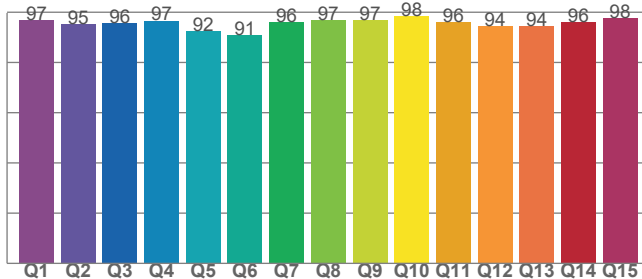
CIE 1931 - Zoom



CRI: 94.6 (R1-R8)



CQS: 95.1



Color Parameters

Color Temperature	Color Coordinate CIE 1931	Color Coordinate CIE 1931
CCT	x	y
3257 K	0.420	0.397

Color Deviation from Black Body Curve	Color Coordinate CIE 1964	Color Coordinate CIE 1964
Δuv	y	u
-0.0003	0.397	0.242

Color Rendering Index	Red Component	Color Quality Scale
CRI	CRI - R9	CQS
94.6	90.8	95.1

Television Lighting Consistency Index	Color Fidelity	Color Gamut
TLCI	TM30 - Rf	TM30 Rg
89	94.2	104.0

Photometric & Chromaticity Report

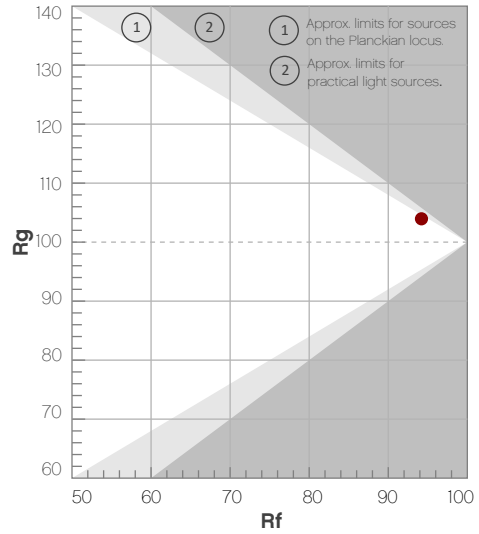
Ovation Rêve E-3 IP: 19deg Lens - 3200K

TM-30 Details

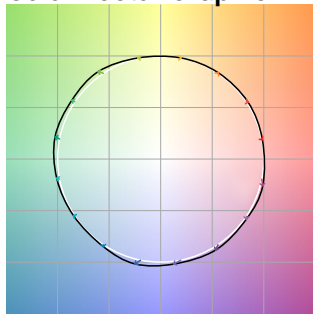
Rf 94.2
Fidelity Index
(Rg)

Rg 104.0
Gammut Index
(Rg)

Hue Bin	Rf	Graphic shifts (%)	
		Chroma	Hue
1	95	0%	-1%
2	96	1%	-1%
3	95	1%	0%
4	98	0%	0%
5	95	0%	2%
6	92	4%	3%
7	95	3%	0%
8	92	5%	-1%
9	95	2%	-1%
10	96	1%	-1%
11	96	2%	1%
12	89	5%	-5%
13	90	2%	-7%
14	92	3%	-5%
15	93	1%	-2%
16	91	2%	-6%



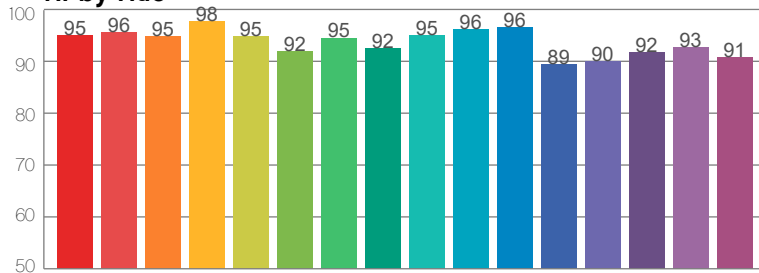
Color Vector Graphic



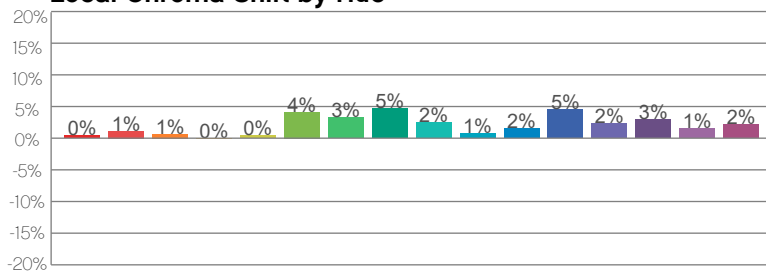
Color Distortion Graphic



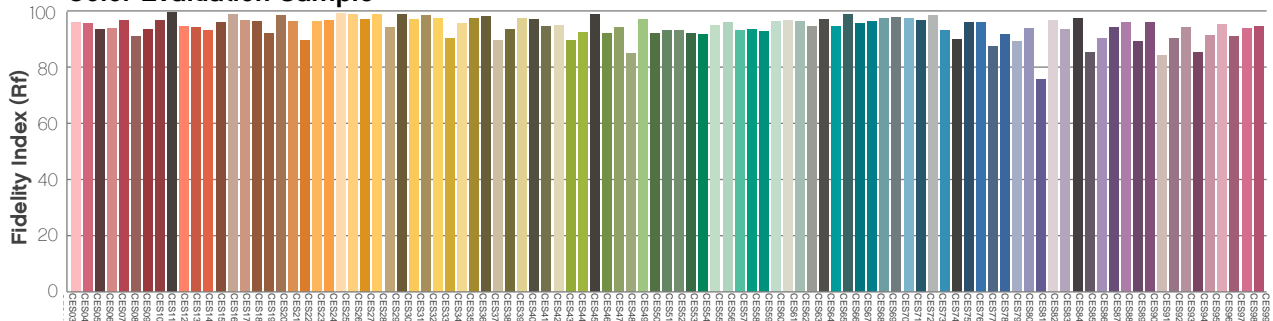
Rf by Hue



Local Chroma Shift by Hue



Color Evaluation Sample



Photometric & Chromaticity Report

Ovation Rêve E-3 IP: 19deg Lens - 4000K

Report Summary

Measurements

Fixture Output: 11064 lm
Fixture Peak: 146273 cd
Fixture Efficacy: 31 lm/W
Intensity @ 5m: 5851 lux
Color Temperature: 4044 K
CRI: 96.0 CRI R9 Value: 97.0
CQS: 96.3
TLCI: 91
TM-30 Rf: 94.3
TM-30 Rg: 102.8
Beam Angle (50%): 17.8°
Field Angle (10%): 20.5°
Cutoff Angle (3%): 23.5°

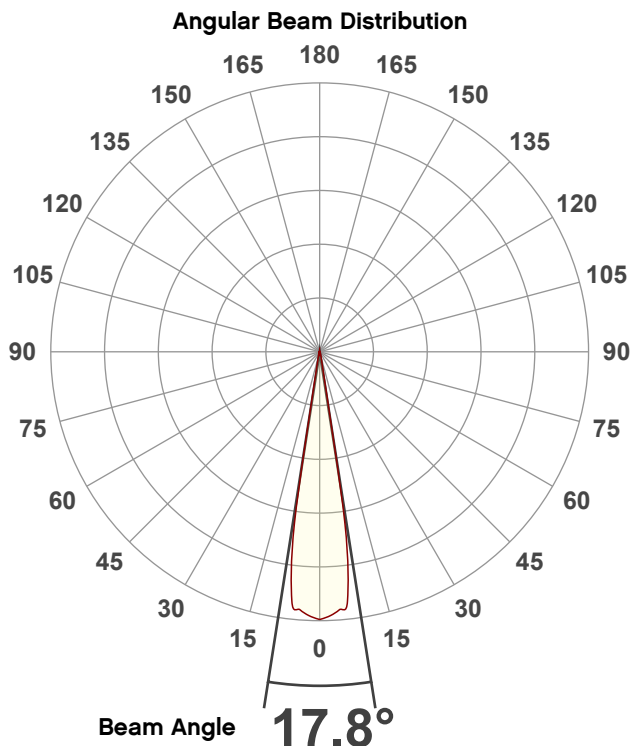


Conditions

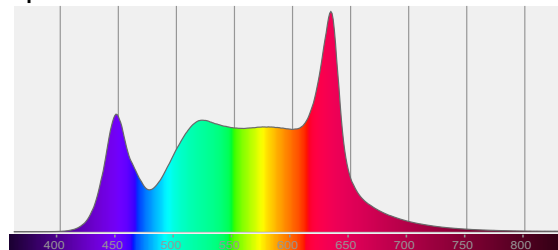
AC Supply: 118 V, 60 Hz
Power: 357.6 W
Current: 3.02 A
Power Factor: 0.99

This data sheet conforms to American National Standard E1.9 – 2007 (R2017). All data was measured and calculated by a Viso Systems LabSpion Goniometer at the Chauvet PD Optics Laboratory in Sunrise, FL on 7/29/2022 to LM-63-2002 Standards.

Overall Measurement




Spectral Distribution



Tested Color (CIE 1931):

X: 0.380
Y: 0.382



Light Quality

CRI: 96.0

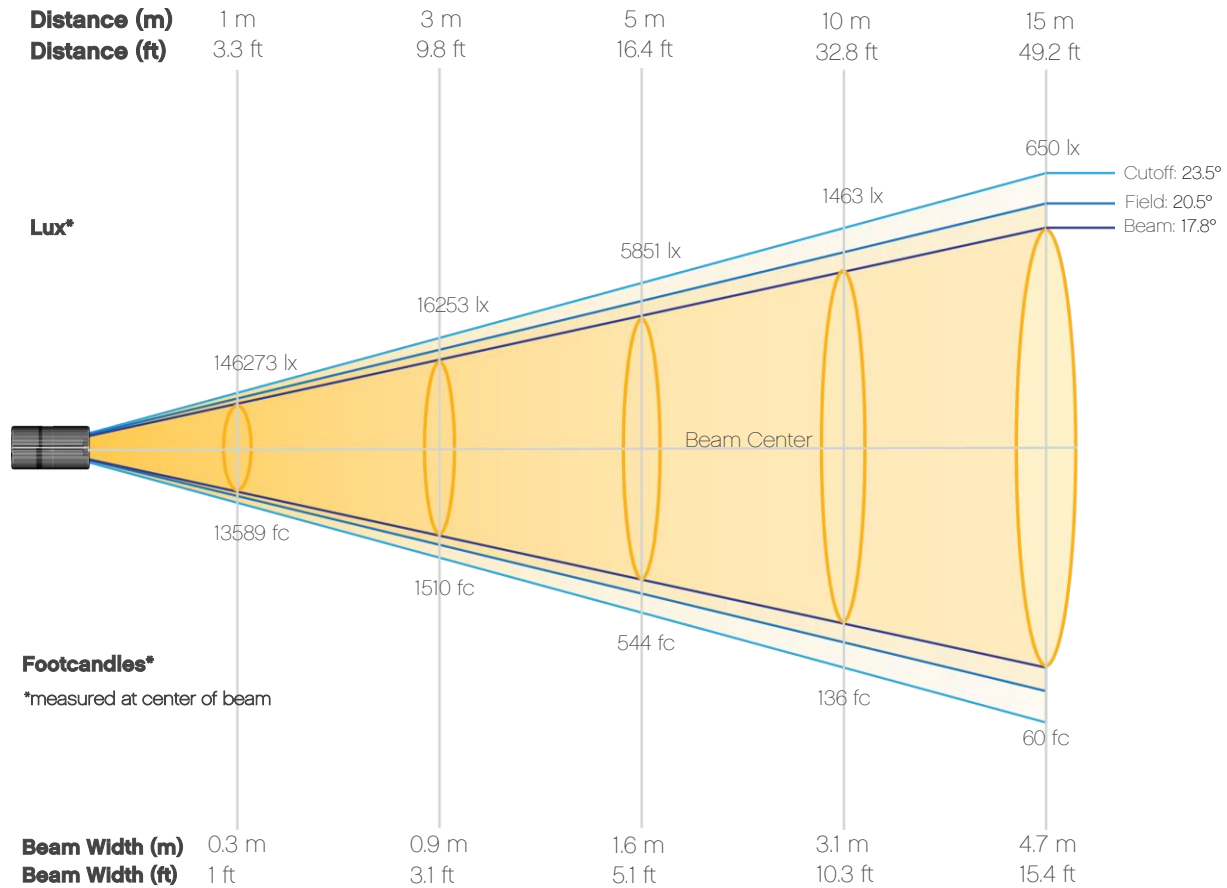
Color Temperature

4044 K

Photometric & Chromaticity Report

Ovation Rêve E-3 IP: 19deg Lens - 4000K

Beam Details

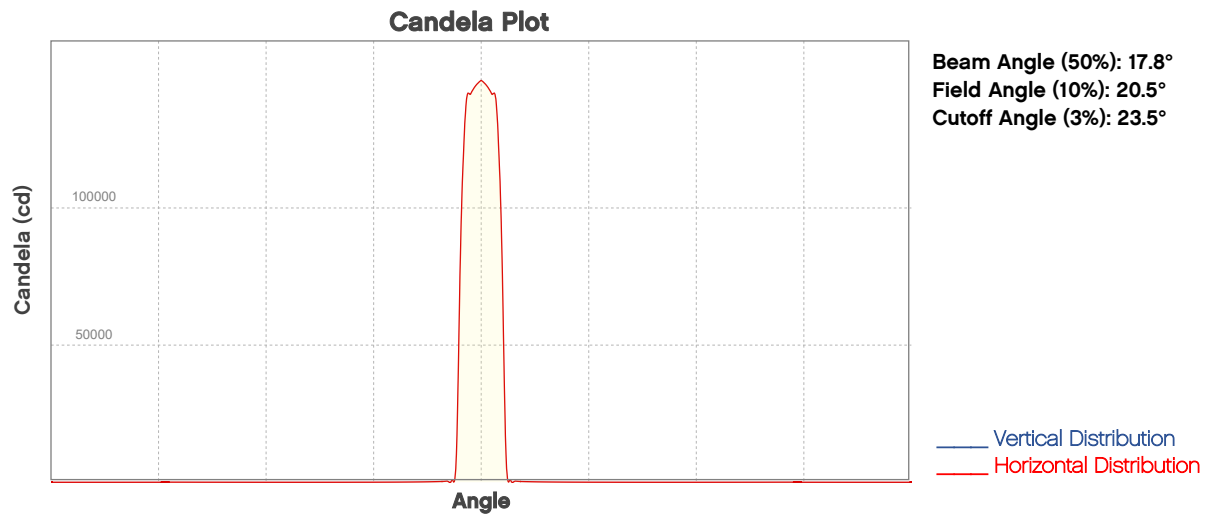


Beam Intensities from 1-20m (3.3-65.6ft)

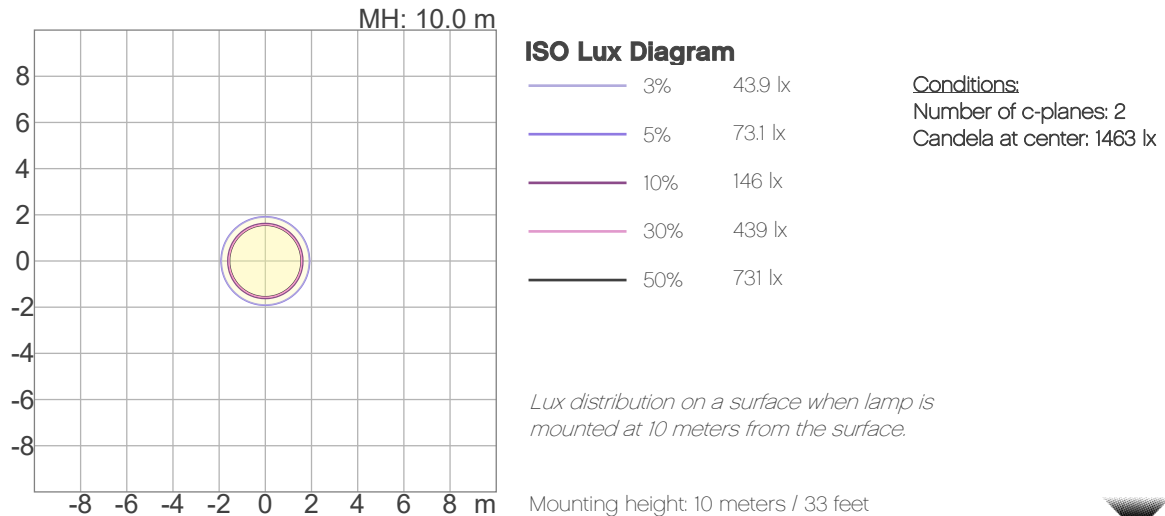
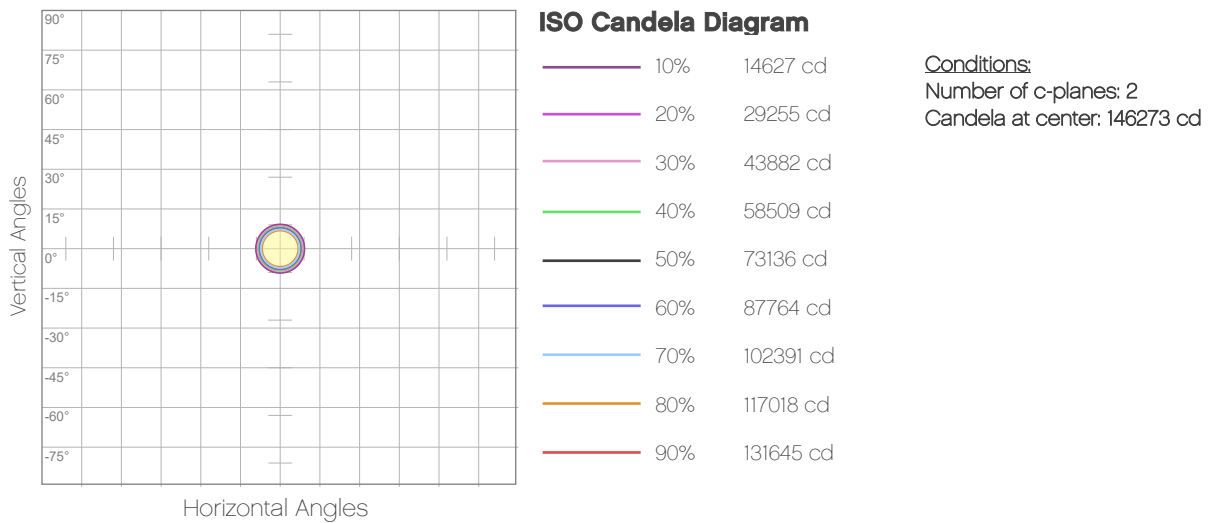
Distance	1m	2m	3m	4m	5m	6m	7m	8m	9m	10m
Lux	146273	36568	16253	9142	5851	4063	2985	2286	1806	1463
Distance	11m	12m	13m	14m	15m	16m	17m	18m	19m	20m
Lux	1209	1016	866	746	650	571	506	451	405	366
Distance	3.3ft	6.6ft	9.8ft	13.1ft	16.4ft	19.7ft	23ft	26.2ft	29.5ft	32.8ft
FC	13589	3397	1510	849	544	377	277	212	168	136
Distance	36.1ft	39.4ft	42.7ft	45.9ft	49.2ft	52.5ft	55.8ft	59.1ft	62.3ft	65.6ft
FC	112	94	80	69	60	53	47	42	38	34

Photometric & Chromaticity Report

Ovation Rêve E-3 IP: 19deg Lens - 4000K



ISO Diagrams

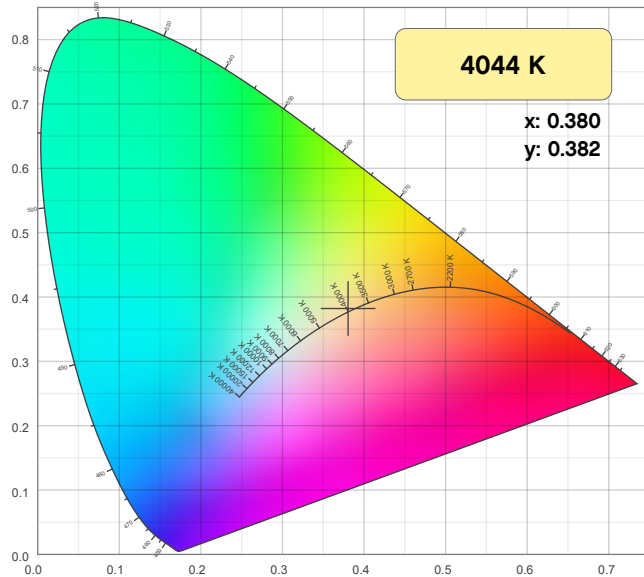


Photometric & Chromaticity Report

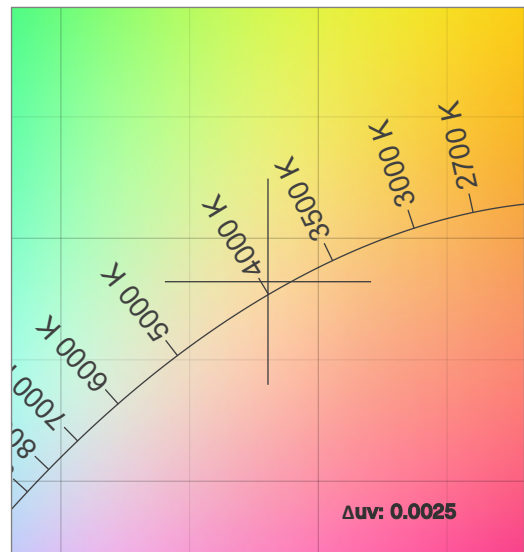
Ovation Rêve E-3 IP: 19deg Lens - 4000K

Chromaticity

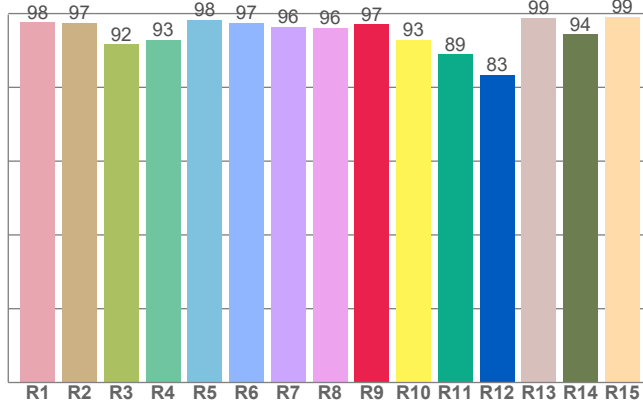
CIE 1931



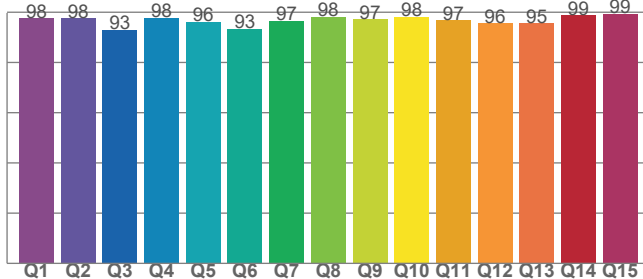
CIE 1931 - Zoom



CRI: 96.0 (R1-R8)



CQS: 96.3



Color Parameters

Color Temperature	Color Coordinate CIE 1931	Color Coordinate CIE 1931
CCT	x	y
4044 K	0.380	0.382

Color Deviation from Black Body Curve	Color Coordinate CIE 1964	Color Coordinate CIE 1964
Δuv	y	u
0.0025	0.382	0.223

Color Rendering Index	Red Component	Color Quality Scale
CRI	CRI - R9	CQS
96.0	97.0	96.3

Television Lighting Consistency Index	Color Fidelity	Color Gamut
TLCI	TM30 - Rf	TM30 Rg
91	94.3	102.8

Photometric & Chromaticity Report

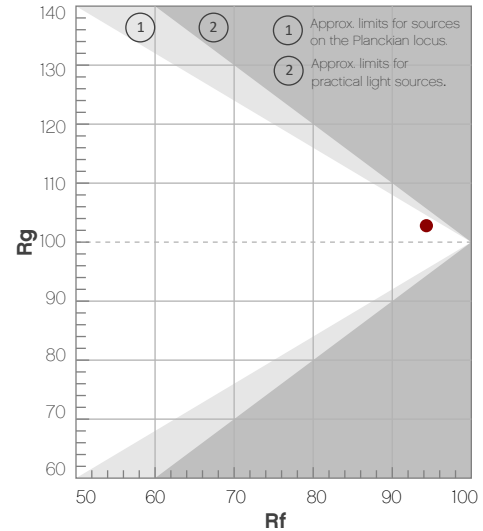
Ovation Rêve E-3 IP: 19deg Lens - 4000K

TM-30 Details

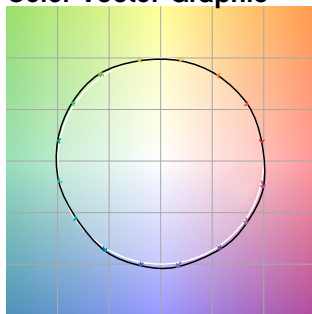
Rf 94.3
Fidelity Index
(Rg)

Rg 102.8
Gammut Index
(Rg)

Hue Bin	Graphic shifts (%)		
	R _f	Chroma	Hue
1	96	0%	-1%
2	97	1%	-1%
3	96	0%	1%
4	97	-1%	0%
5	94	-1%	2%
6	94	3%	3%
7	95	3%	1%
8	95	2%	0%
9	96	1%	0%
10	97	-1%	1%
11	92	2%	4%
12	90	3%	1%
13	92	4%	-4%
14	95	3%	2%
15	92	3%	-5%
16	90	3%	-6%



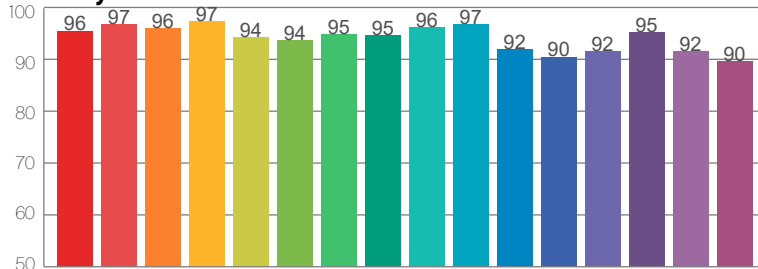
Color Vector Graphic



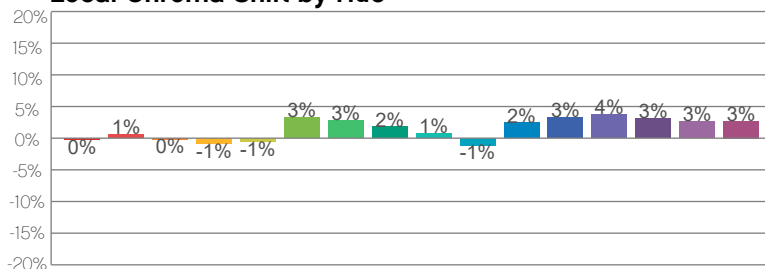
Color Distortion Graphic



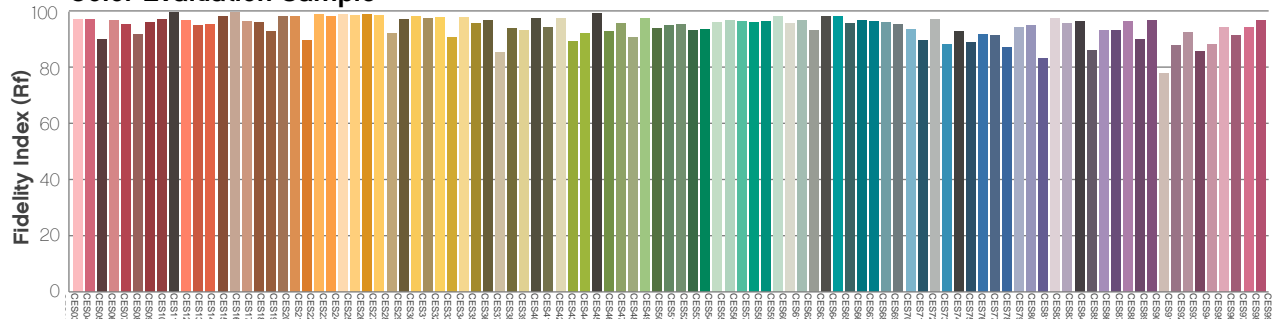
R_f by Hue



Local Chroma Shift by Hue



Color Evaluation Sample



Photometric & Chromaticity Report

Ovation Rêve E-3 IP: 19deg Lens - 5600K

Report Summary

Measurements

Fixture Output: 10802 lm
Fixture Peak: 142263 cd
Fixture Efficacy: 31 lm/W
Intensity @ 5m: 5691 lux
Color Temperature: 5669 K
CRI: 94.4 CRI R9 Value: 90.9
CQS: 94.1
TLCI: 93
TM-30 Rf: 92.4
TM-30 Rg: 103.3
Beam Angle (50%): 17.6°
Field Angle (10%): 20.4°
Cutoff Angle (3%): 20.9°

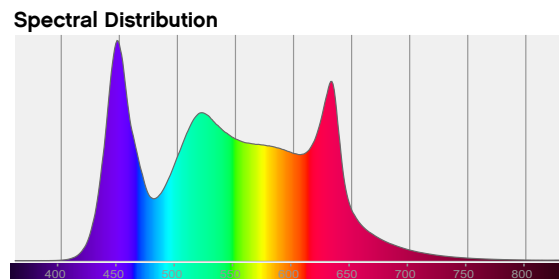
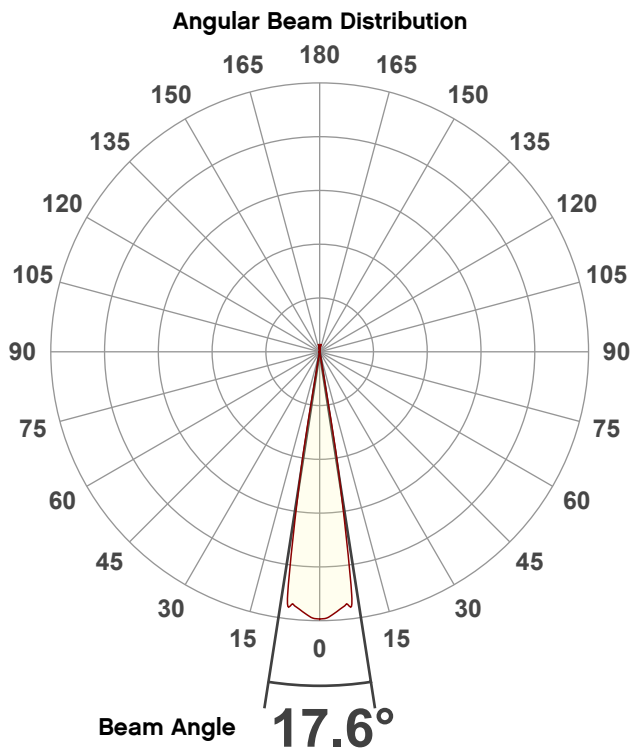


Conditions

AC Supply: 118 V, 60.1 Hz
Power: 355.73 W
Current: 3.01 A
Power Factor: 0.99

This data sheet conforms to American National Standard E1.9 – 2007 (R2017). All data was measured and calculated by a Viso Systems LabSpion Goniometer at the Chauvet PD Optics Laboratory in Sunrise, FL on 7/29/2022 to LM-63-2002 Standards.

Overall Measurement



Tested Color (CIE 1931):

X: 0.329

Y: 0.343



Light Quality

CRI: 94.4

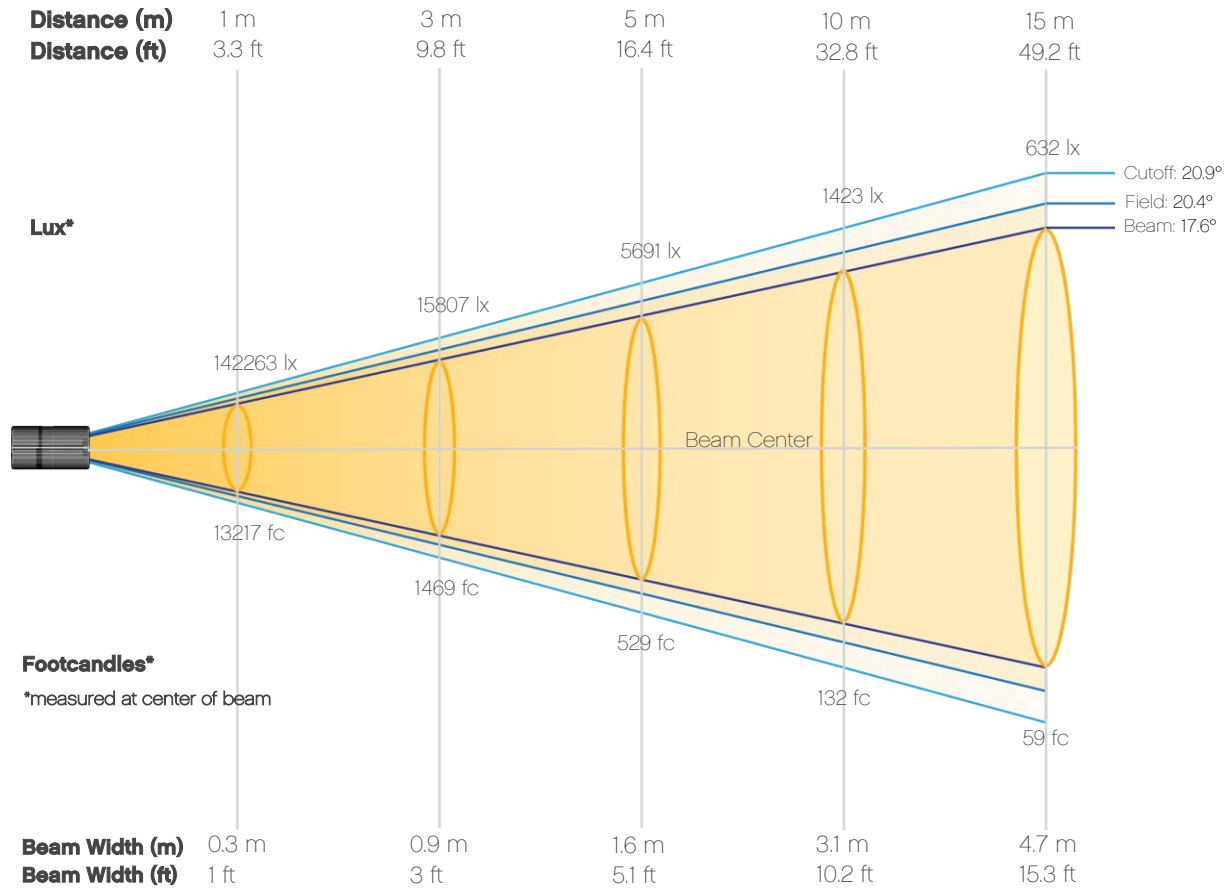
Color Temperature

5669 K

Photometric & Chromaticity Report

Ovation Rêve E-3 IP: 19deg Lens - 5600K

Beam Details

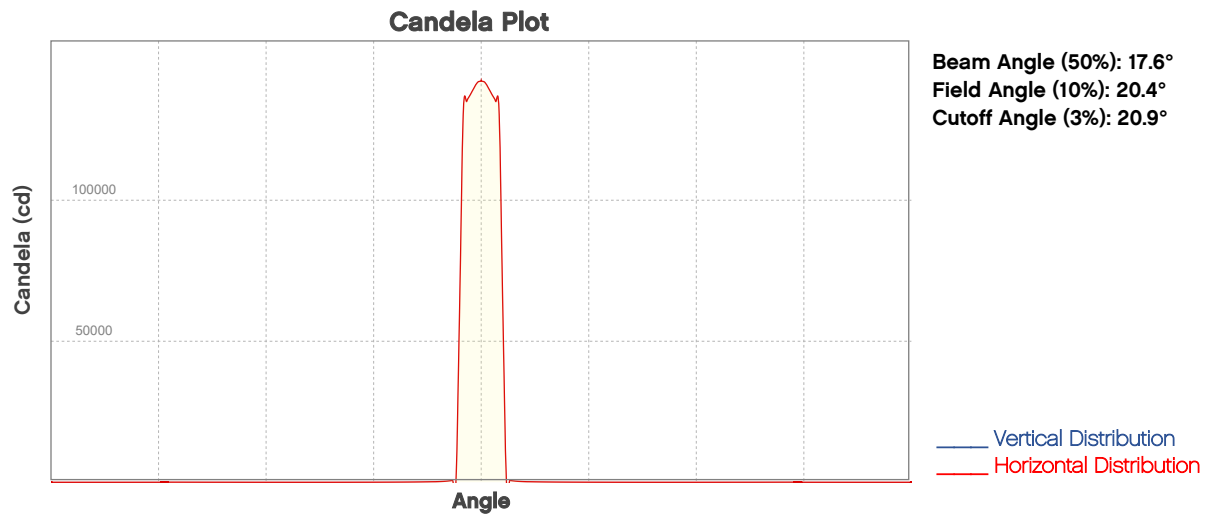


Beam Intensities from 1-20m (3.3-65.6ft)

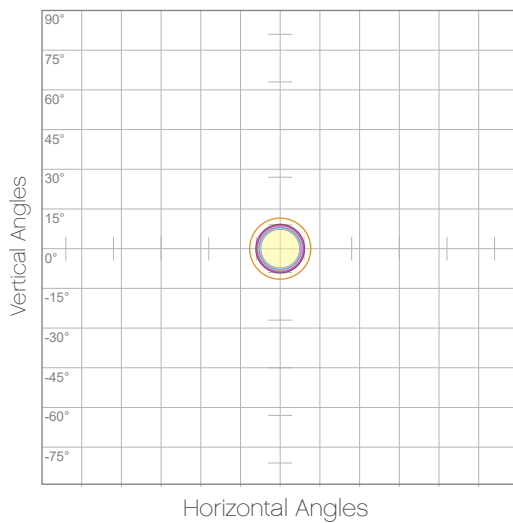
Distance	1m	2m	3m	4m	5m	6m	7m	8m	9m	10m
Lux	142263	35566	15807	8891	5691	3952	2903	2223	1756	1423
Distance	11m	12m	13m	14m	15m	16m	17m	18m	19m	20m
Lux	1176	988	842	726	632	556	492	439	394	356
Distance	3.3ft	6.6ft	9.8ft	13.1ft	16.4ft	19.7ft	23ft	26.2ft	29.5ft	32.8ft
FC	13217	3304	1469	826	529	367	270	207	163	132
Distance	36.1ft	39.4ft	42.7ft	45.9ft	49.2ft	52.5ft	55.8ft	59.1ft	62.3ft	65.6ft
FC	109	92	78	67	59	52	46	41	37	33

Photometric & Chromaticity Report

Ovation Rêve E-3 IP: 19deg Lens - 5600K



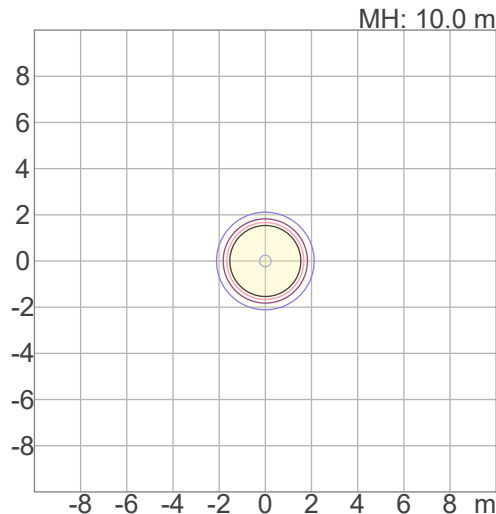
ISO Diagrams



ISO Candela Diagram

10%	14226 cd
20%	28453 cd
30%	42679 cd
40%	56905 cd
50%	71131 cd
60%	85358 cd
70%	99584 cd
80%	113810 cd
90%	128036 cd

Conditions:
 Number of c-planes: 2
 Candela at center: 142263 cd



ISO Lux Diagram

3%	42.7 lx
5%	71.1 lx
10%	142 lx
30%	427 lx
50%	711 lx

Conditions:
 Number of c-planes: 2
 Candela at center: 1423 lx

Lux distribution on a surface when lamp is mounted at 10 meters from the surface.

Mounting height: 10 meters / 33 feet

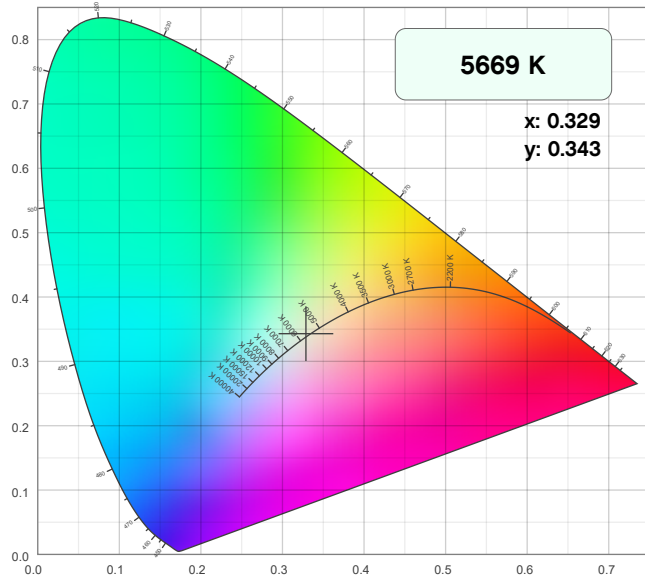


Photometric & Chromaticity Report

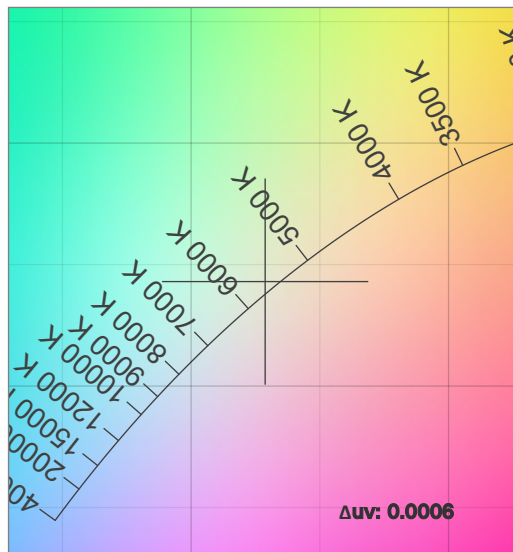
Ovation Rêve E-3 IP: 19deg Lens - 5600K

Chromaticity

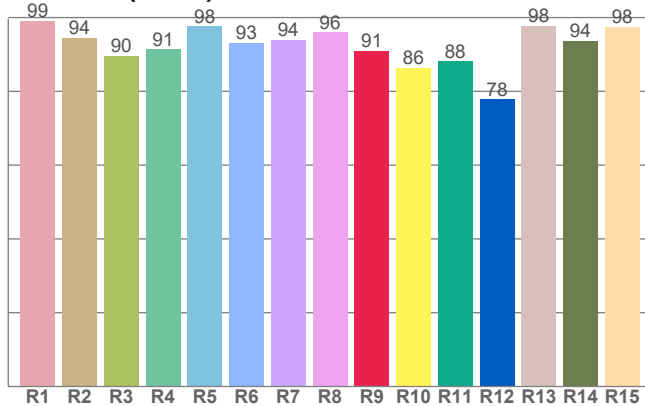
CIE 1931



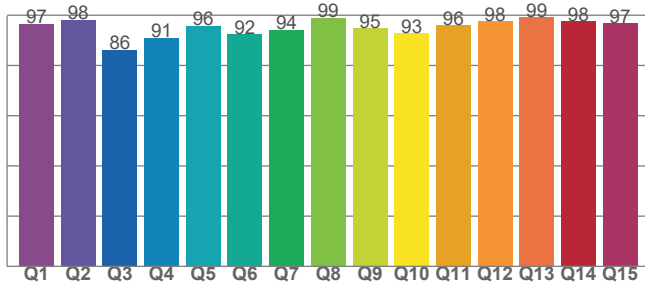
CIE 1931 - Zoom



CRI: 94.4 (R1-R8)



CQS: 94.1



Color Parameters

Color Temperature	Color Coordinate CIE 1931	Color Coordinate CIE 1931
CCT	x	y
5669 K	0.329	0.343

Color Deviation from Black Body Curve	Color Coordinate CIE 1964	Color Coordinate CIE 1964
Δuv	y	u
0.0006	0.343	0.204

Color Rendering Index	Red Component	Color Quality Scale
CRI	CRI - R9	CQS
94.4	90.9	94.1

Television Lighting Consistency Index	Color Fidelity	Color Gamut
TLCI	TM30 - Rf	TM30 Rg
93	92.4	103.3

Photometric & Chromaticity Report

Ovation Rêve E-3 IP: 19deg Lens - 5600K

TM-30 Details

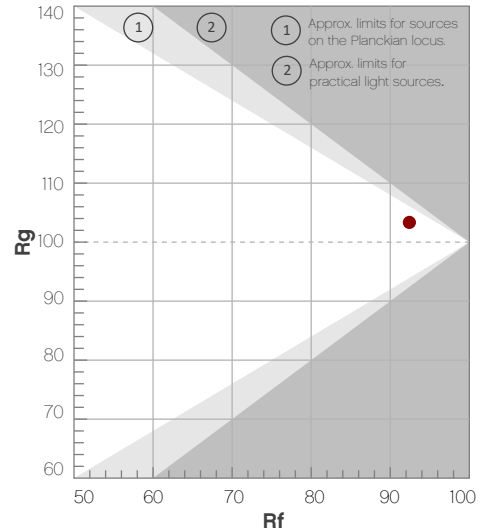
Rf 92.4

Fidelity Index
(R_f)

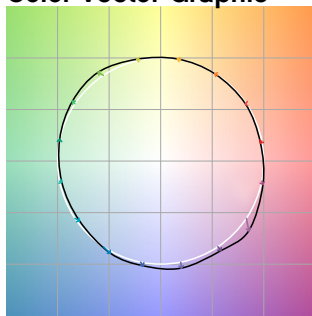
Rg 103.3

Gammut Index
(R_g)

Hue Bin	R _f	Graphic shifts (%)	
		Chroma	Hue
1	94	-2%	-2%
2	98	-1%	0%
3	93	0%	3%
4	94	0%	3%
5	91	1%	3%
6	92	5%	3%
7	95	3%	-1%
8	95	0%	-2%
9	96	-2%	1%
10	92	-2%	4%
11	85	1%	9%
12	93	3%	4%
13	93	6%	-1%
14	91	5%	0%
15	86	9%	-9%
16	95	2%	-3%



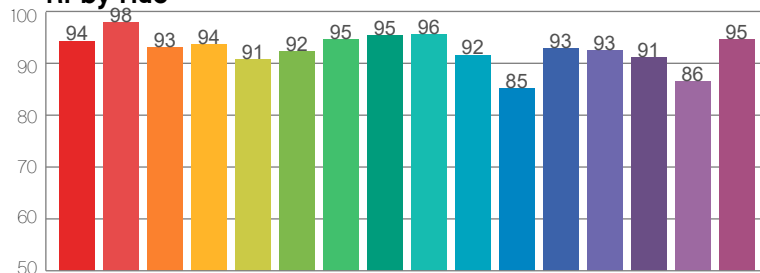
Color Vector Graphic



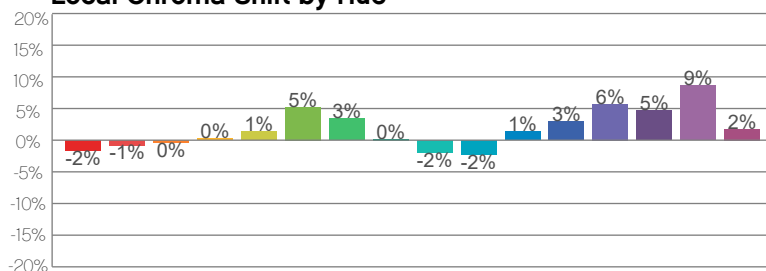
Color Distortion Graphic



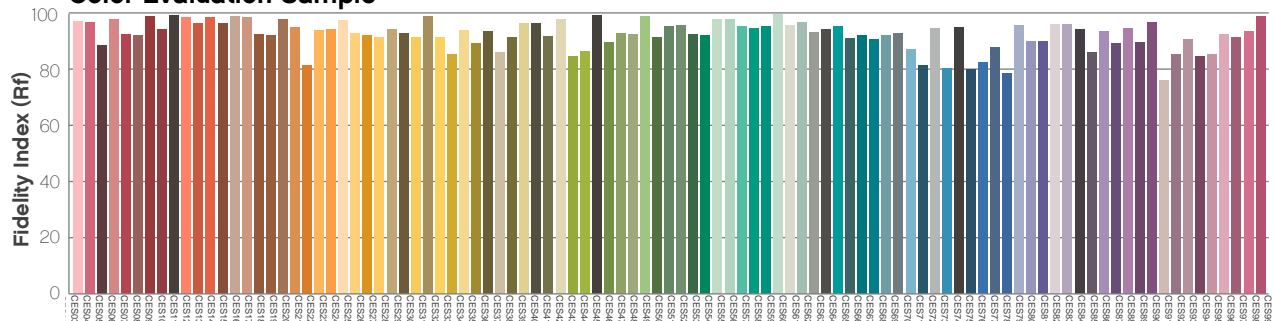
R_f by Hue



Local Chroma Shift by Hue



Color Evaluation Sample



Photometric & Chromaticity Report

Ovation Rêve E-3 IP: 25-50 Zoom Lens-25deg - Full Power

Report Summary

Measurements

Fixture Output: 11810 lm
Fixture Peak: 79340 cd
Fixture Efficacy: 34 lm/W
Intensity @ 5m: 3174 lux
Color Temperature: 6403 K
CRI: 89.3 CRI R9 Value: 60.2
CQS: 93.7
TLCI: 93
TM-30 Rf: 91.0
TM-30 Rg: 107.9
Beam Angle (50%): 24.7°
Field Angle (10%): 27.3°
Cutoff Angle (3%): 31.1°

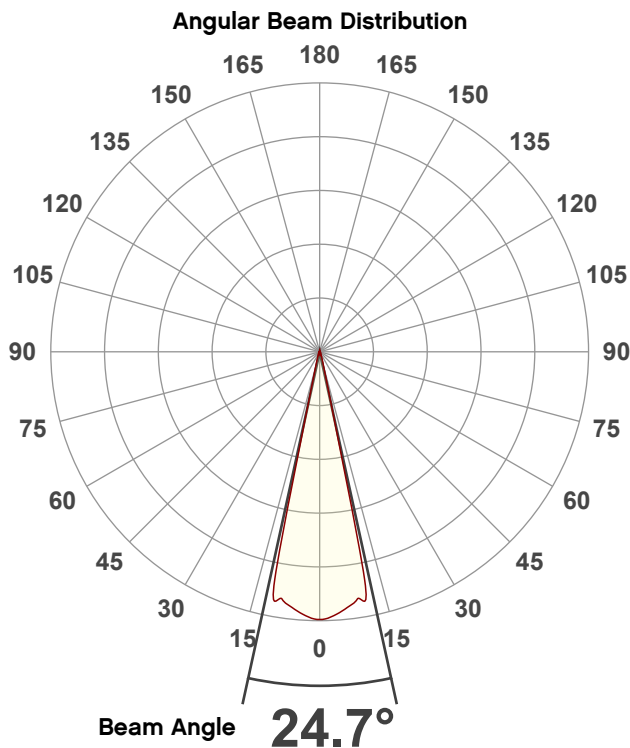


Conditions

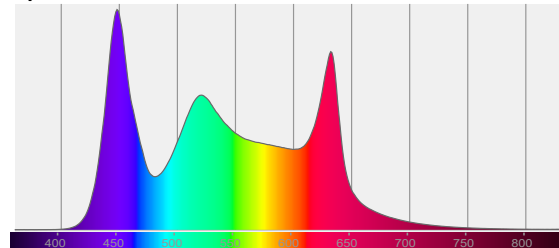
AC Supply: 118 V, 60 Hz
Power: 353.15 W
Current: 2.99 A
Power Factor: 0.99

This data sheet conforms to American National Standard E1.9 – 2007 (R2017). All data was measured and calculated by a Viso Systems LabSpion Goniometer at the Chauvet PD Optics Laboratory in Sunrise, FL on 8/1/2022 to LM-63-2002 Standards.

Overall Measurement




Spectral Distribution



Tested Color (CIE 1931):

X: 0.316

Y: 0.322



Light Quality

CRI: 89.3

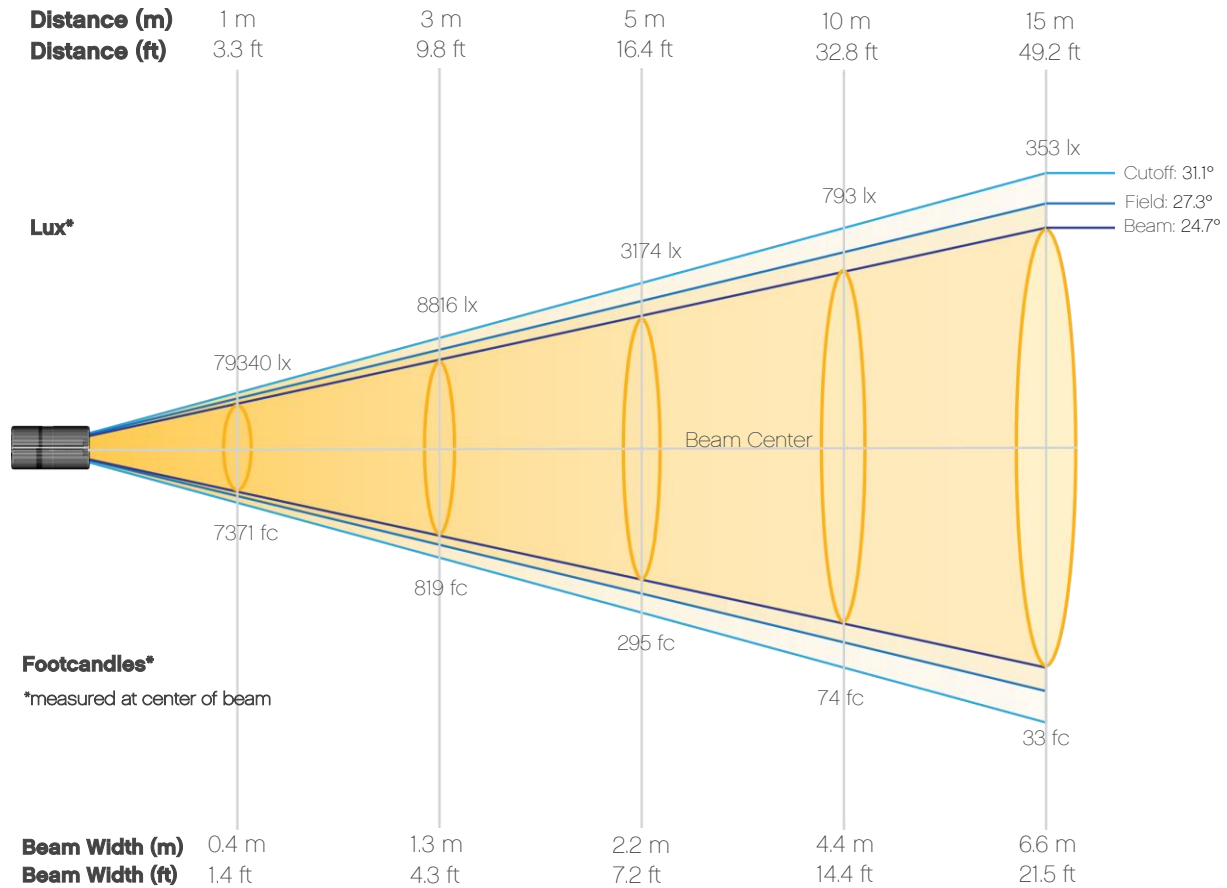
Color Temperature

6403 K

Photometric & Chromaticity Report

Ovation Rêve E-3 IP: 25-50 Zoom Lens-25deg - Full Power

Beam Details

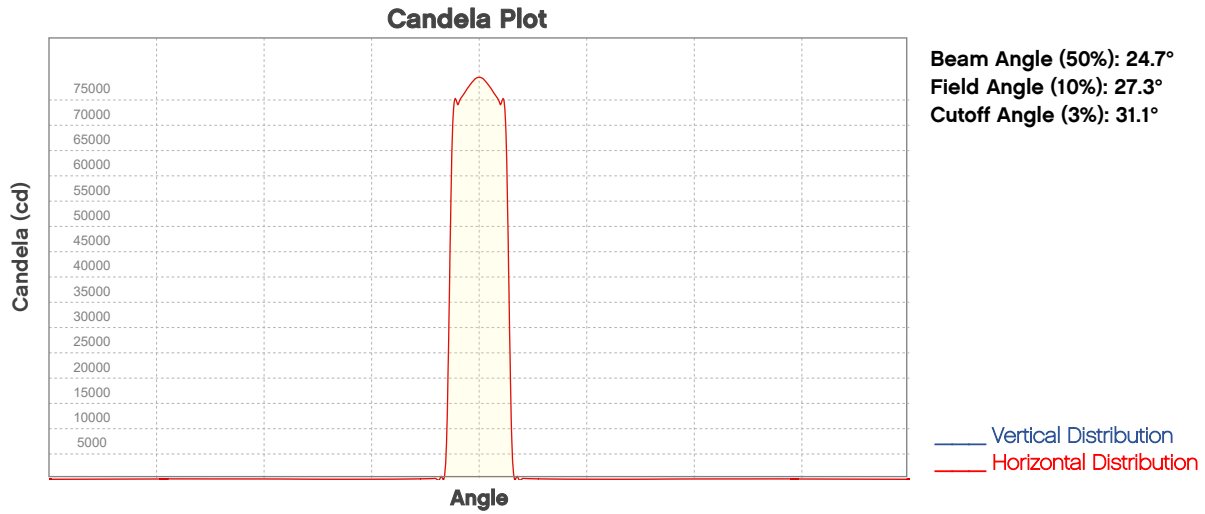


Beam Intensities from 1-20m (3.3-65.6ft)

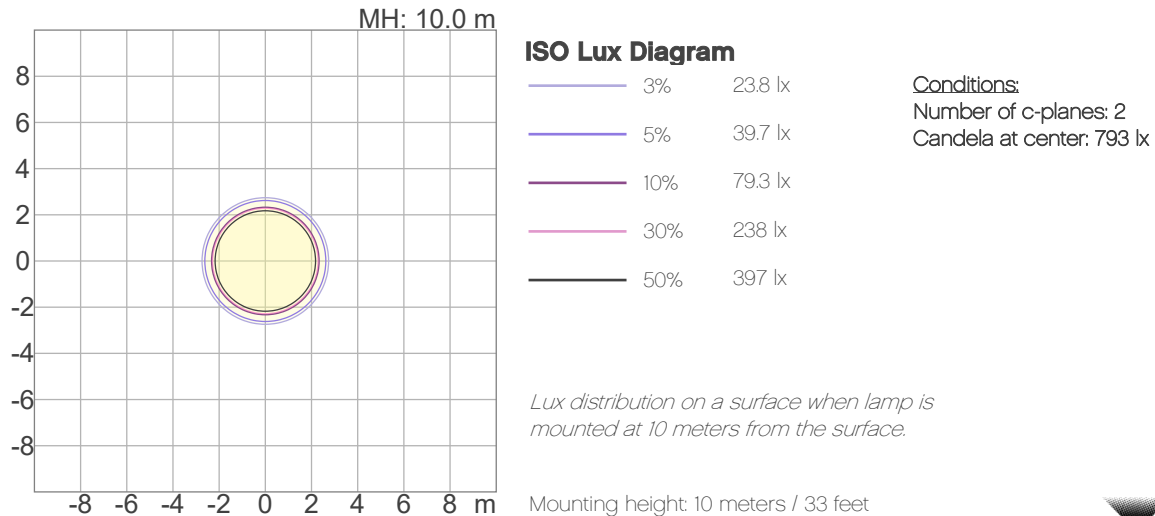
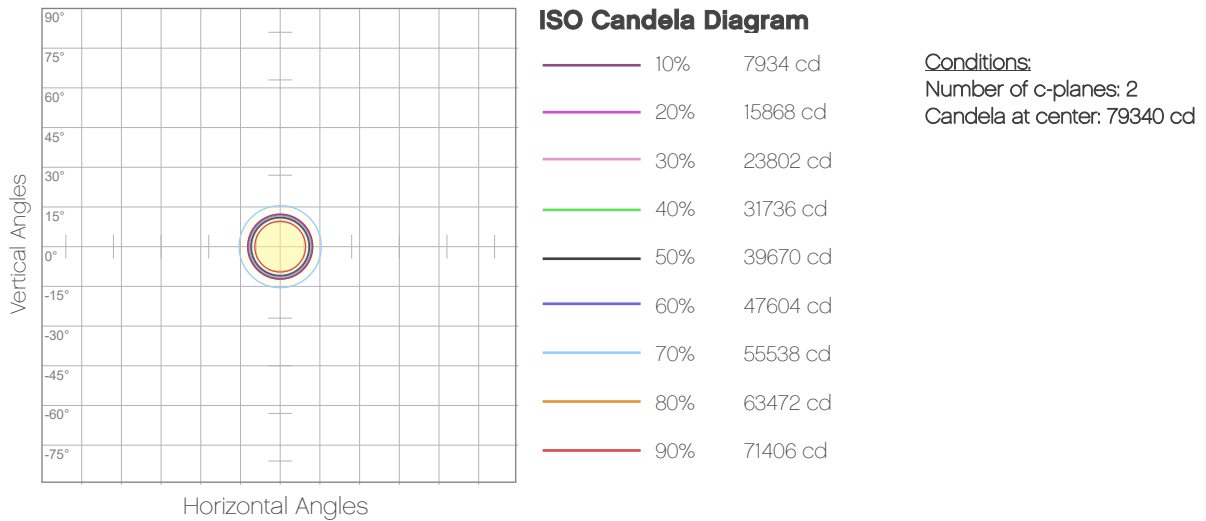
Distance	1m	2m	3m	4m	5m	6m	7m	8m	9m	10m
Lux	79340	19835	8816	4959	3174	2204	1619	1240	980	793
Distance	11m	12m	13m	14m	15m	16m	17m	18m	19m	20m
Lux	656	551	469	405	353	310	275	245	220	198
Distance	3.3ft	6.6ft	9.8ft	13.1ft	16.4ft	19.7ft	23ft	26.2ft	29.5ft	32.8ft
FC	7371	1843	819	461	295	205	150	115	91	74
Distance	36.1ft	39.4ft	42.7ft	45.9ft	49.2ft	52.5ft	55.8ft	59.1ft	62.3ft	65.6ft
FC	61	51	44	38	33	29	26	23	20	18

Photometric & Chromaticity Report

Ovation Rêve E-3 IP: 25-50 Zoom Lens-25deg - Full Power



ISO Diagrams



Chauvet Professional – www.chauvetprofessional.com

© 2022 Chauvet & Sons, LLC. All rights reserved

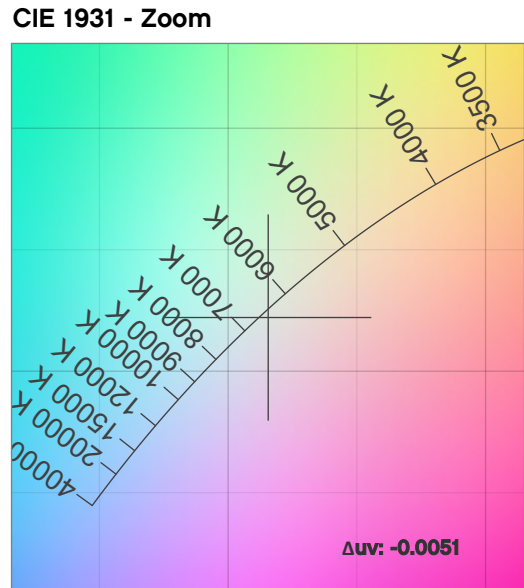
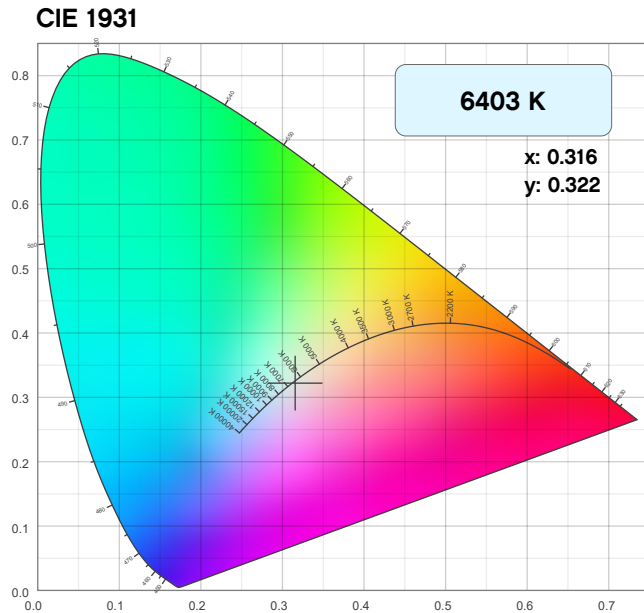
All product specifications, measurements and dimensions are subject to change without notice



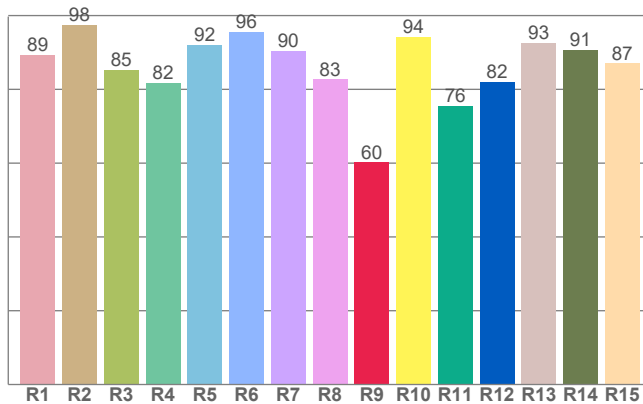
Photometric & Chromaticity Report

Ovation Rêve E-3 IP: 25-50 Zoom Lens-25deg - Full Power

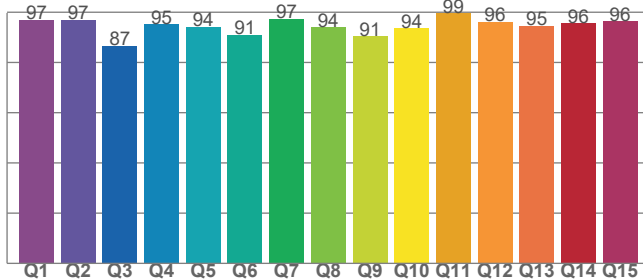
Chromaticity



CRI: 89.3 (R1-R8)



CQS: 93.7



Color Parameters

Color Temperature	Color Coordinate CIE 1931	Color Coordinate CIE 1931
CCT	x	y
6403 K	0.316	0.322

Color Deviation from Black Body Curve	Color Coordinate CIE 1964	Color Coordinate CIE 1964
Δuv	y	u
-0.0051	0.322	0.202

Color Rendering Index	Red Component	Color Quality Scale
CRI	CRI - R9	CQS
89.3	60.2	93.7

Television Lighting Consistency Index	Color Fidelity	Color Gamut
TLCI	TM30 - Rf	TM30 Rg
93	91.0	107.9

Photometric & Chromaticity Report

Ovation Rêve E-3 IP: 25-50 Zoom Lens-25deg - Full Power

TM-30 Details

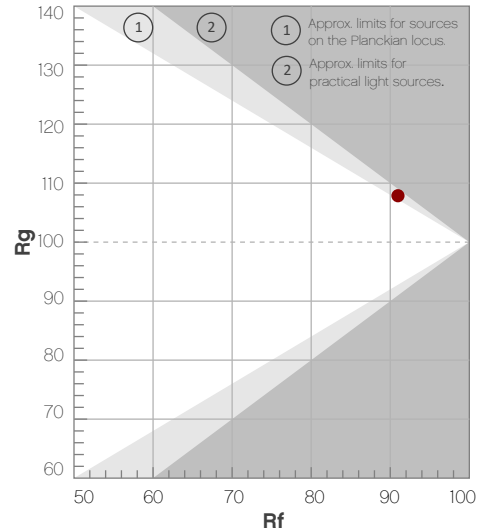
Rf 91.0

Fidelity Index
(R_f)

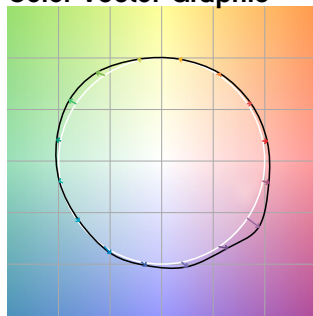
Rg 107.9

Gammut Index
(R_g)

Hue Bin	R _f	Graphic shifts (%)	
		Chroma	Hue
1	90	4%	-1%
2	94	3%	-2%
3	95	2%	0%
4	95	0%	2%
5	91	1%	3%
6	89	6%	4%
7	89	7%	1%
8	92	4%	-1%
9	95	1%	0%
10	93	-1%	4%
11	86	2%	8%
12	92	2%	5%
13	92	5%	4%
14	86	6%	6%
15	85	14%	-1%
16	89	6%	0%



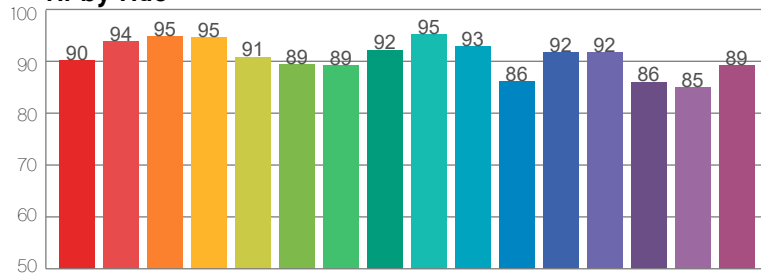
Color Vector Graphic



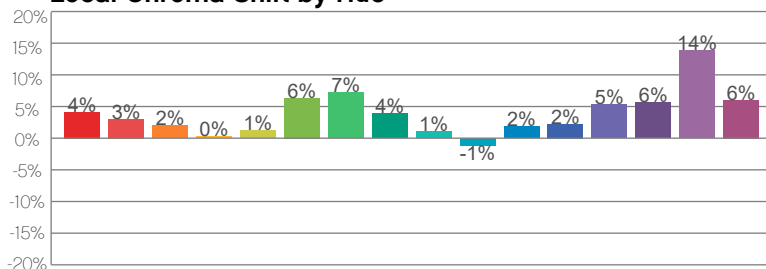
Color Distortion Graphic



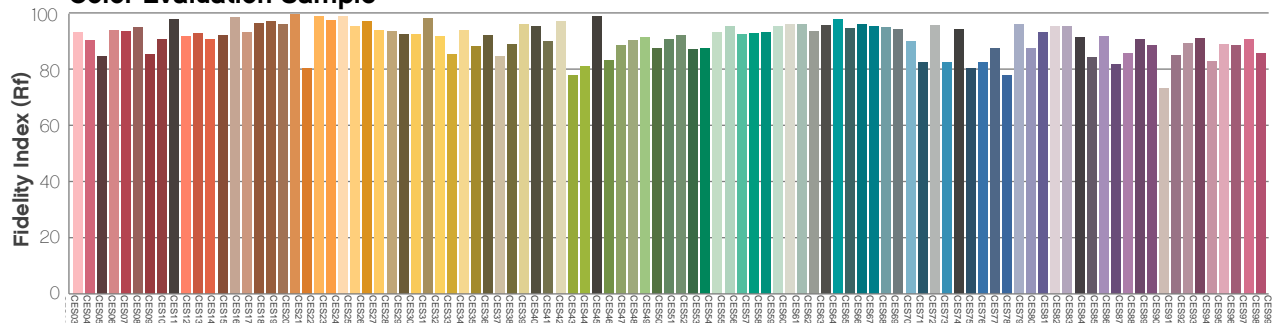
R_f by Hue



Local Chroma Shift by Hue



Color Evaluation Sample



Photometric & Chromaticity Report

Ovation Rêve E-3 IP: 25-50 Zoom Lens-25deg - 3200K

Report Summary

Measurements

Fixture Output: 11292 lm
Fixture Peak: 75350 cd
Fixture Efficacy: 38 lm/W
Intensity @ 5m: 3014 lux
Color Temperature: 3263 K
CRI: 95.2 CRI R9 Value: 91.7
CQS: 95.4
TLCI: 90
TM-30 Rf: 94.5
TM-30 Rg: 103.7
Beam Angle (50%): 24.6°
Field Angle (10%): 29.5°
Cutoff Angle (3%): 31.3°

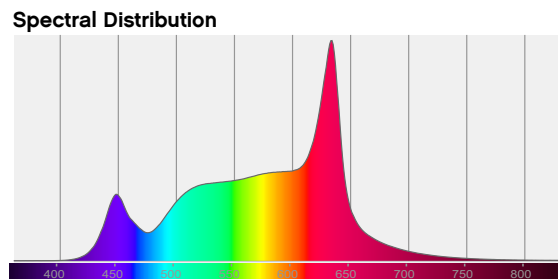
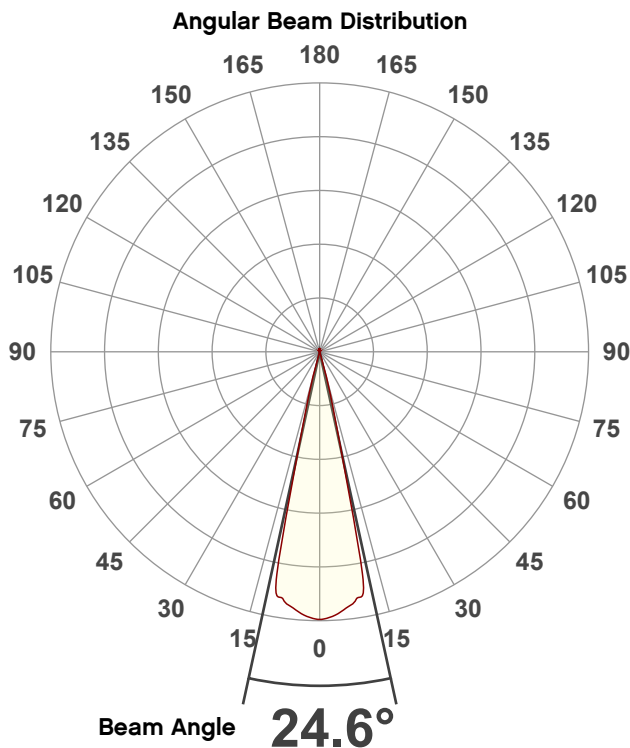


Conditions

AC Supply: 117 V, 60 Hz
Power: 299.11 W
Current: 2.55 A
Power Factor: 0.99

This data sheet conforms to American National Standard E1.9 – 2007 (R2017). All data was measured and calculated by a Viso Systems LabSpion Goniometer at the Chauvet PD Optics Laboratory in Sunrise, FL on 8/1/2022 to LM-63-2002 Standards.

Overall Measurement



Tested Color (CIE 1931):

X: 0.419

Y: 0.397



Light Quality

CRI: 95.2

Color Temperature

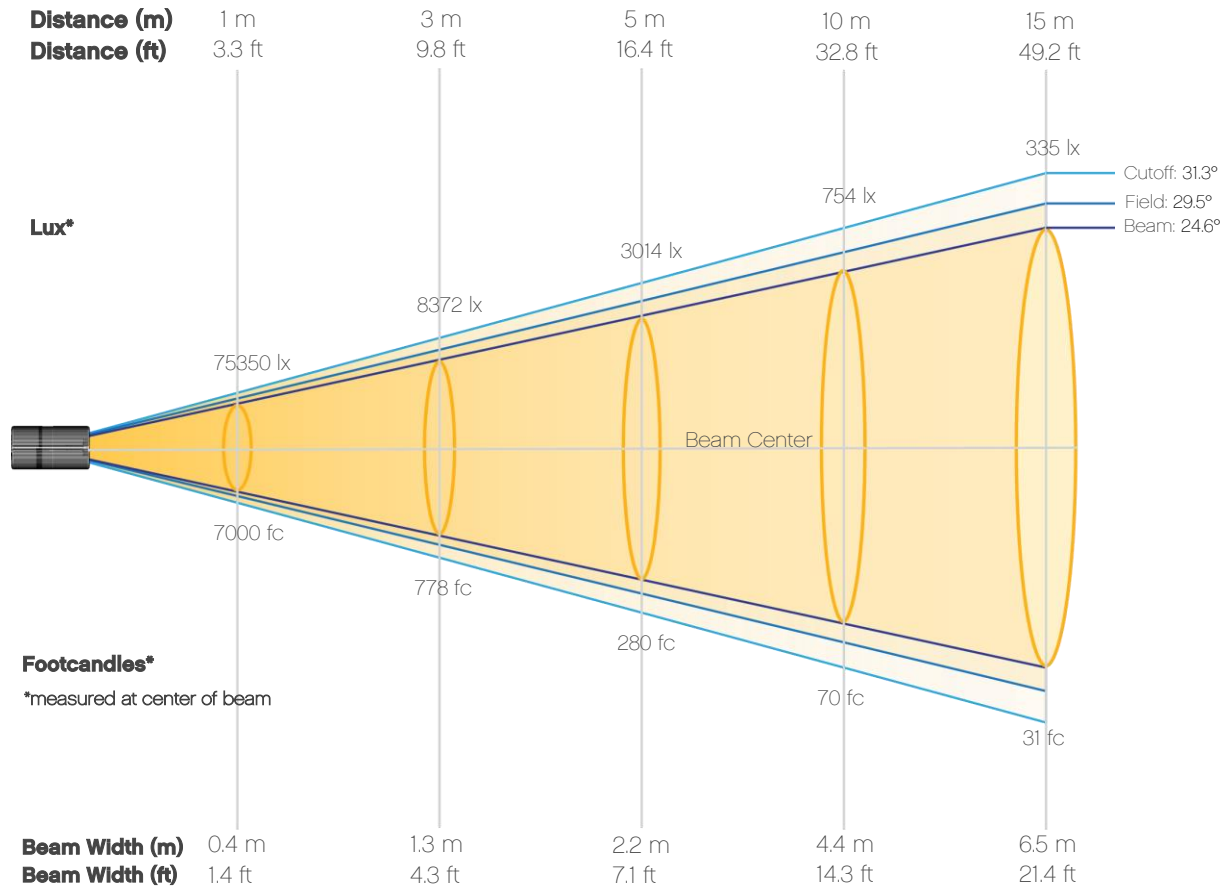
3263 K



Photometric & Chromaticity Report

Ovation Rêve E-3 IP: 25-50 Zoom Lens-25deg - 3200K

Beam Details

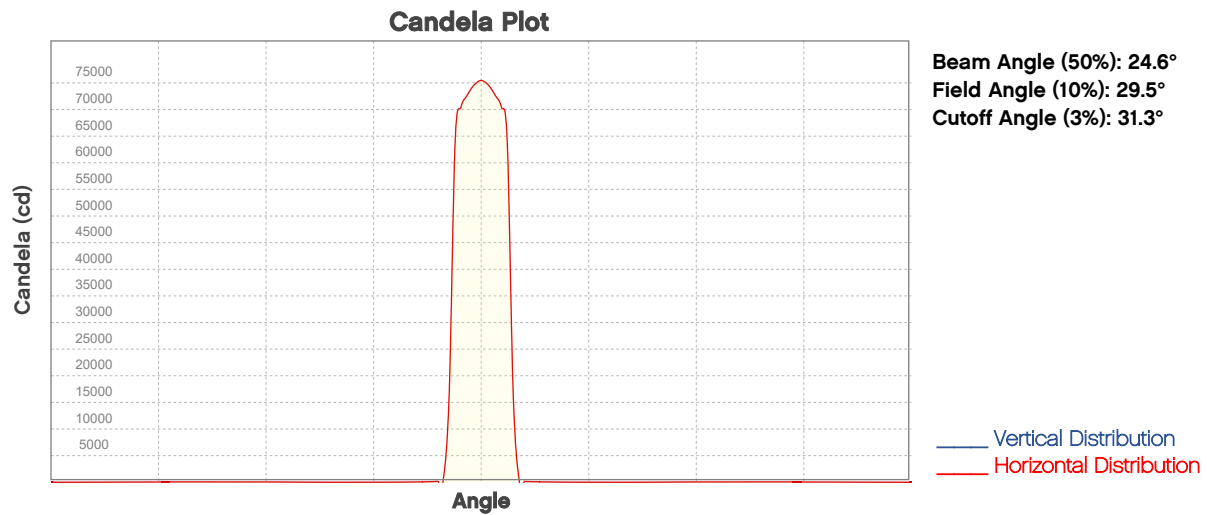


Beam Intensities from 1-20m (3.3-65.6ft)

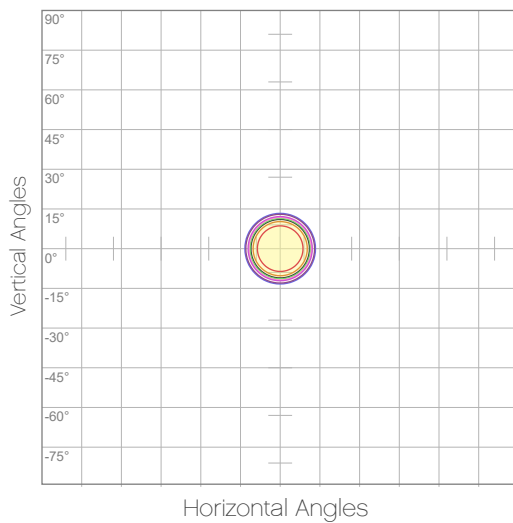
Distance	1m	2m	3m	4m	5m	6m	7m	8m	9m	10m
Lux	75350	18838	8372	4709	3014	2093	1538	1177	930	754
Distance	11m	12m	13m	14m	15m	16m	17m	18m	19m	20m
Lux	623	523	446	384	335	294	261	233	209	188
Distance	3.3ft	6.6ft	9.8ft	13.1ft	16.4ft	19.7ft	23ft	26.2ft	29.5ft	32.8ft
FC	7000	1750	778	438	280	194	143	109	86	70
Distance	36.1ft	39.4ft	42.7ft	45.9ft	49.2ft	52.5ft	55.8ft	59.1ft	62.3ft	65.6ft
FC	58	49	41	36	31	27	24	22	19	18

Photometric & Chromaticity Report

Ovation Rêve E-3 IP: 25-50 Zoom Lens-25deg - 3200K



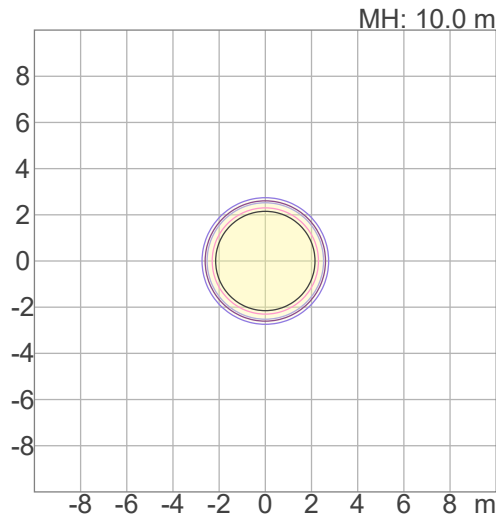
ISO Diagrams



ISO Candela Diagram

10%	7535 cd
20%	15070 cd
30%	22605 cd
40%	30140 cd
50%	37675 cd
60%	45210 cd
70%	52745 cd
80%	60280 cd
90%	67815 cd

Conditions:
 Number of c-planes: 2
 Candela at center: 75350 cd



ISO Lux Diagram

3%	22.6 lx
5%	37.7 lx
10%	75.4 lx
30%	226 lx
50%	377 lx

Conditions:
 Number of c-planes: 2
 Candela at center: 754 lx

Lux distribution on a surface when lamp is mounted at 10 meters from the surface.

Mounting height: 10 meters / 33 feet

Chauvet Professional – www.chauvetprofessional.com

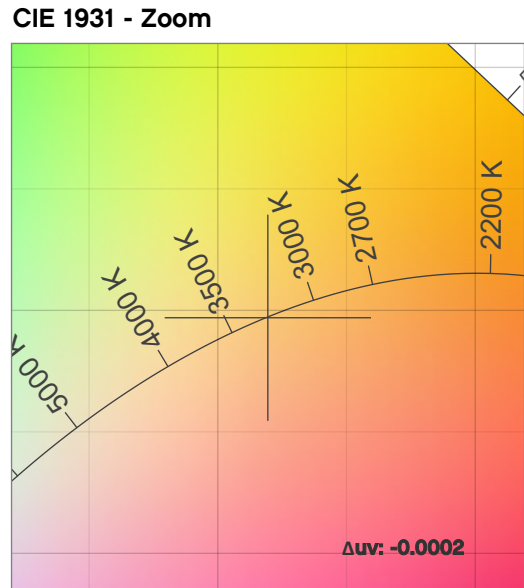
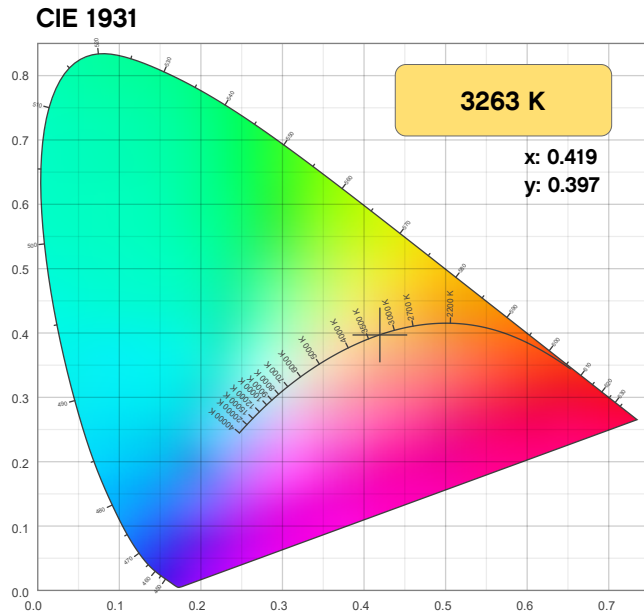
© 2022 Chauvet & Sons, LLC. All rights reserved

All product specifications, measurements and dimensions are subject to change without notice

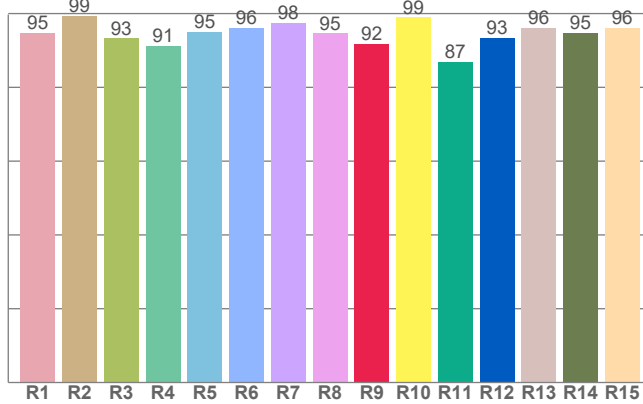
Photometric & Chromaticity Report

Ovation Rêve E-3 IP: 25-50 Zoom Lens-25deg - 3200K

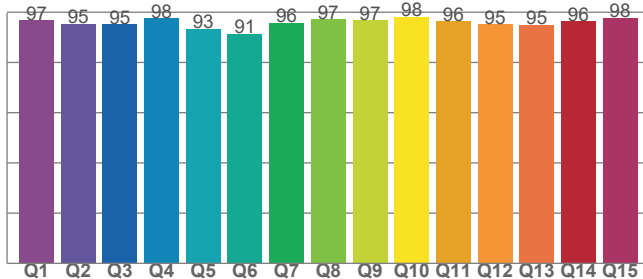
Chromaticity



CRI: 95.2 (R1-R8)



CQS: 95.4



Color Parameters

Color Temperature	Color Coordinate CIE 1931	Color Coordinate CIE 1931
CCT	x	y
3263 K	0.419	0.397

Color Deviation from Black Body Curve	Color Coordinate CIE 1964	Color Coordinate CIE 1964
Δuv	y	u
-0.0002	0.397	0.242

Color Rendering Index	Red Component	Color Quality Scale
CRI	CRI - R9	CQS
95.2	91.7	95.4

Television Lighting Consistency Index	Color Fidelity	Color Gamut
TLCI	TM30 - Rf	TM30 Rg
90	94.5	103.7

Photometric & Chromaticity Report

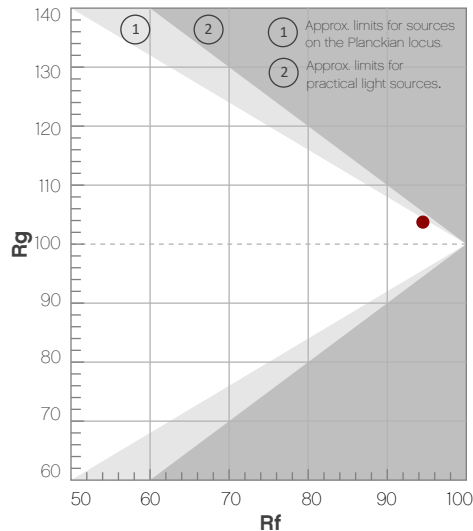
Ovation Rêve E-3 IP: 25-50 Zoom Lens-25deg - 3200K

TM-30 Details

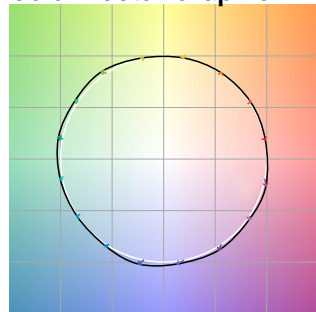
Rf 94.5
Fidelity Index
(R_f)

Rg 103.7
Gammut Index
(R_g)

Hue Bin	R _f	Graphic shifts (%)	
		Chroma	Hue
1	95	0%	-1%
2	96	1%	-1%
3	95	0%	0%
4	98	0%	0%
5	95	0%	2%
6	92	4%	3%
7	95	3%	0%
8	93	4%	-1%
9	95	2%	-1%
10	97	1%	-1%
11	96	2%	2%
12	90	5%	-4%
13	90	2%	-7%
14	92	3%	-4%
15	93	2%	-3%
16	90	2%	-6%



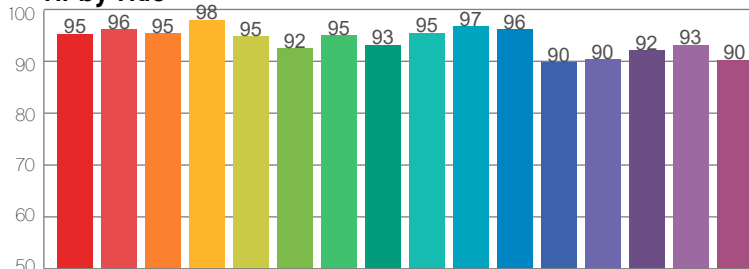
Color Vector Graphic



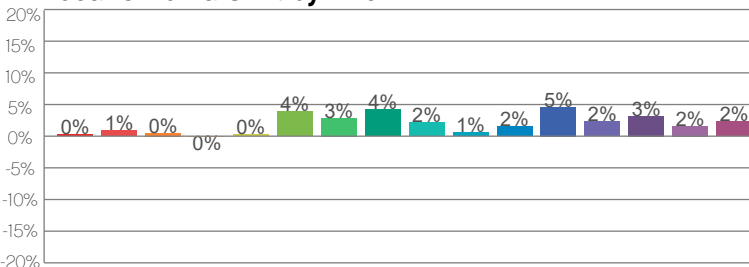
Color Distortion Graphic



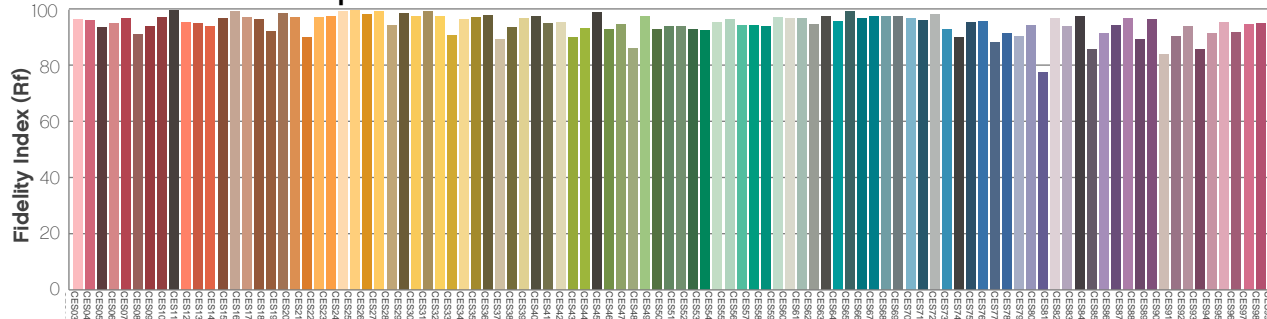
R_f by Hue



Local Chroma Shift by Hue



Color Evaluation Sample



Photometric & Chromaticity Report

Ovation Rêve E-3 IP: 25-50 Zoom Lens-25deg - 4000K

Report Summary

Measurements

Fixture Output: 13434 lm
Fixture Peak: 90127 cd
Fixture Efficacy: 37 lm/W
Intensity @ 5m: 3605 lux
Color Temperature: 4041 K
CRI: 96.0 CRI R9 Value: 98.0
CQS: 96.3
TLCI: 91
TM-30 Rf: 94.2
TM-30 Rg: 103.0
Beam Angle (50%): 24.8°
Field Angle (10%): 27.3°
Cutoff Angle (3%): 30.9°

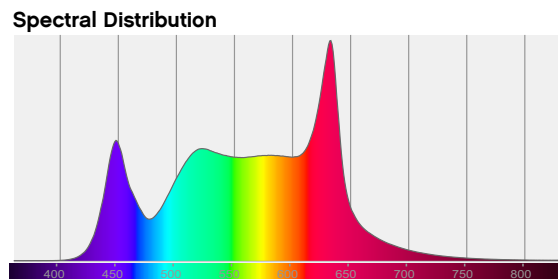
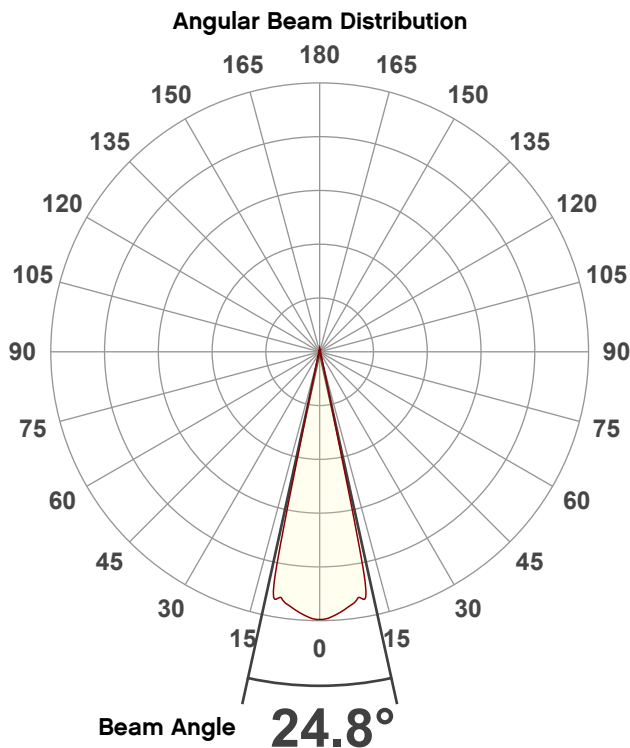


Conditions

AC Supply: 117 V, 60 Hz
Power: 365.98 W
Current: 3.12 A
Power Factor: 1.0

This data sheet conforms to American National Standard E1.9 – 2007 (R2017). All data was measured and calculated by a Viso Systems LabSpion Goniometer at the Chauvet PD Optics Laboratory in Sunrise, FL on 8/1/2022 to LM-63-2002 Standards.


Overall Measurement



Tested Color (CIE 1931):

X: 0.380

Y: 0.381



Light Quality

CRI: 96.0

Color Temperature

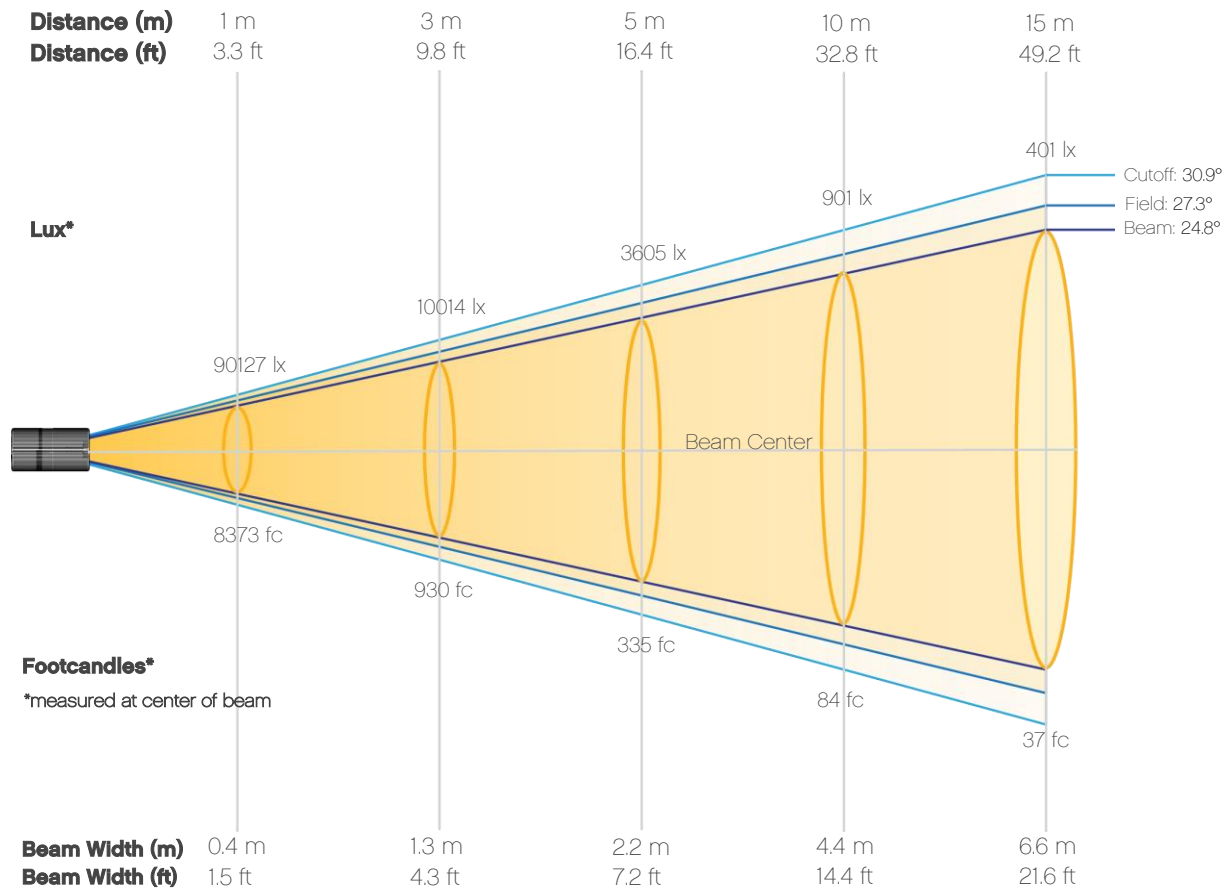
4041 K



Photometric & Chromaticity Report

Ovation Rêve E-3 IP: 25-50 Zoom Lens-25deg - 4000K

Beam Details

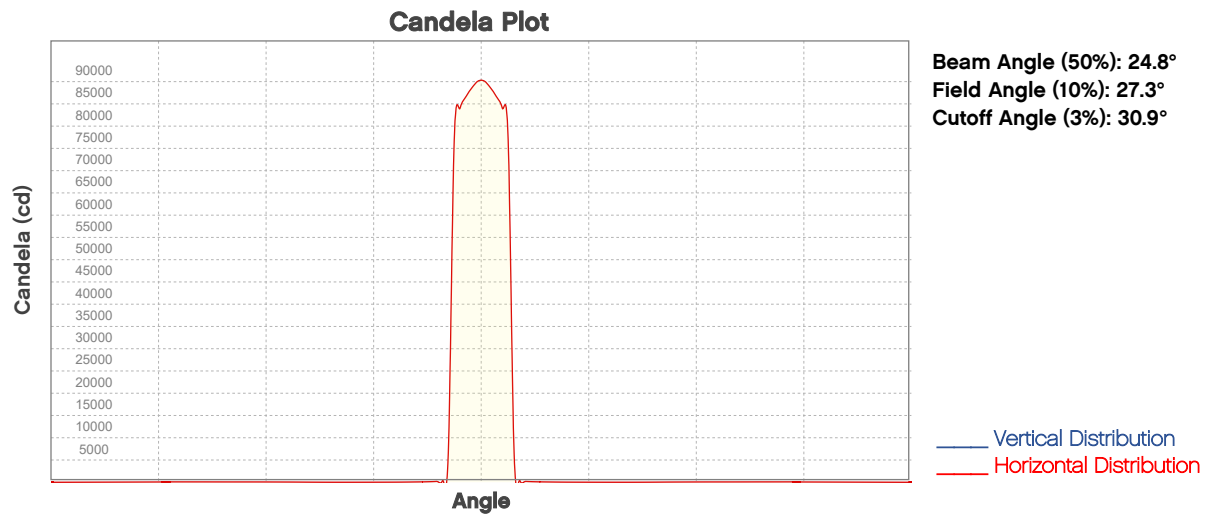


Beam Intensities from 1-20m (3.3-65.6ft)

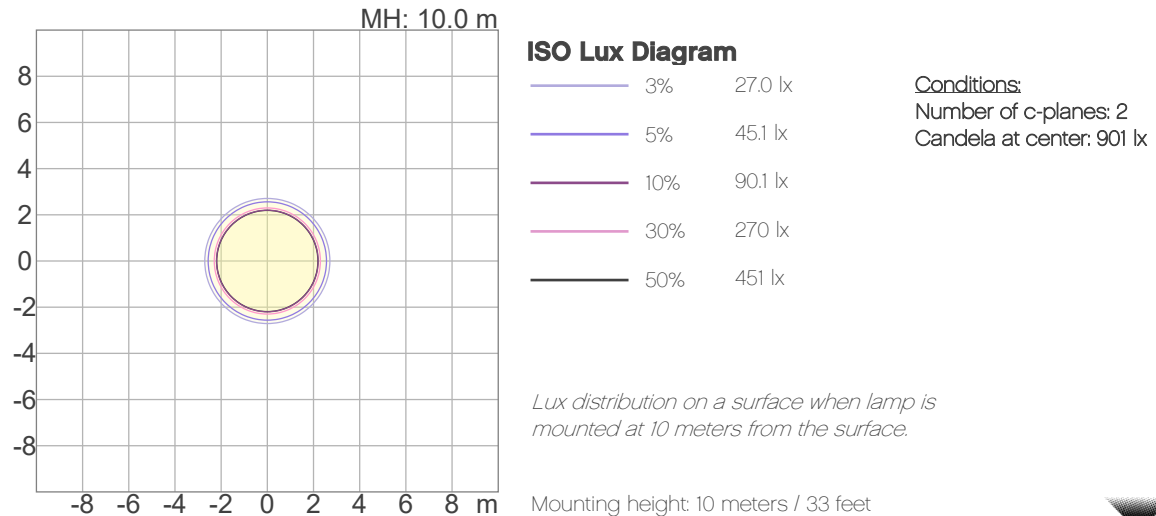
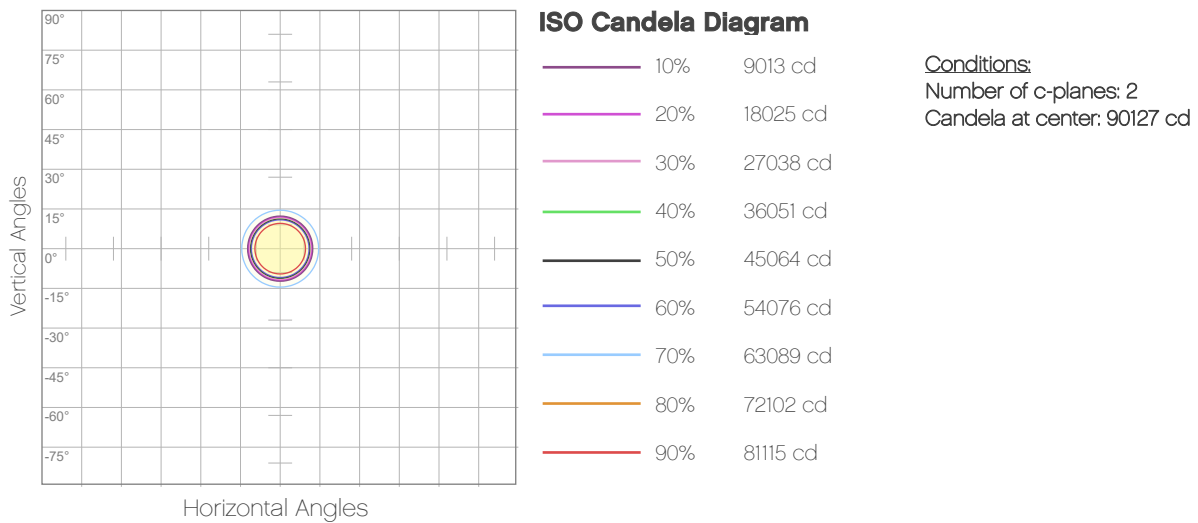
Distance	1m	2m	3m	4m	5m	6m	7m	8m	9m	10m
Lux	90127	22532	10014	5633	3605	2504	1839	1408	1113	901
Distance	11m	12m	13m	14m	15m	16m	17m	18m	19m	20m
Lux	745	626	533	460	401	352	312	278	250	225
Distance	3.3ft	6.6ft	9.8ft	13.1ft	16.4ft	19.7ft	23ft	26.2ft	29.5ft	32.8ft
FC	8373	2093	930	523	335	233	171	131	103	84
Distance	36.1ft	39.4ft	42.7ft	45.9ft	49.2ft	52.5ft	55.8ft	59.1ft	62.3ft	65.6ft
FC	69	58	50	43	37	33	29	26	23	21

Photometric & Chromaticity Report

Ovation Rêve E-3 IP: 25-50 Zoom Lens-25deg - 4000K



ISO Diagrams



Chauvet Professional – www.chauvetprofessional.com

© 2022 Chauvet & Sons, LLC. All rights reserved

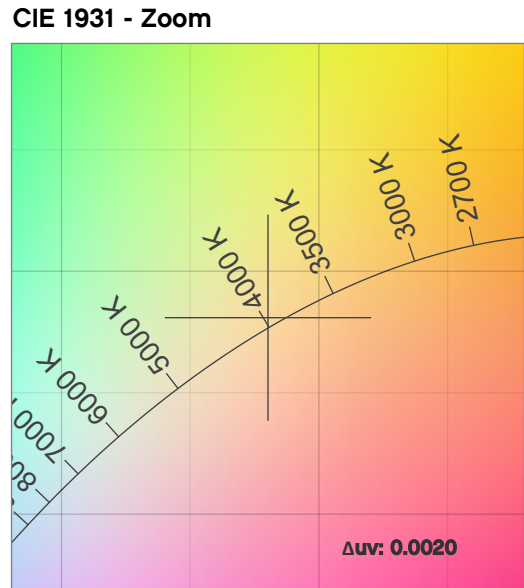
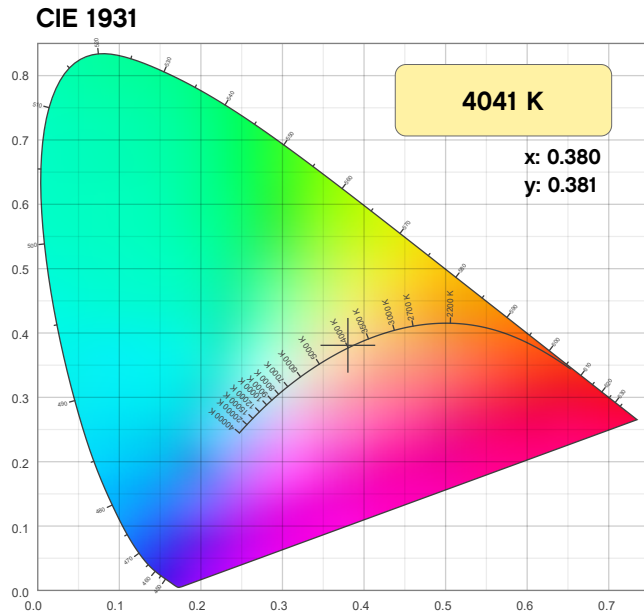
All product specifications, measurements and dimensions are subject to change without notice



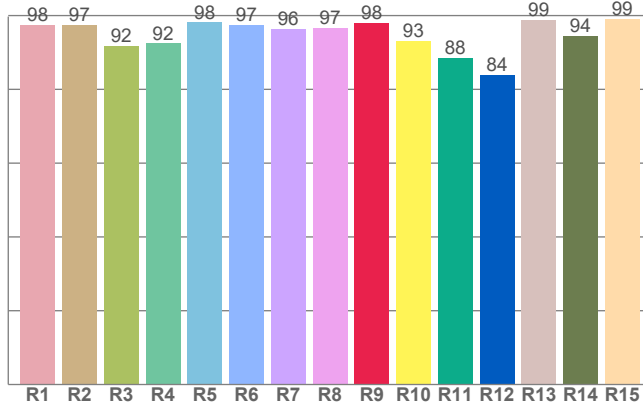
Photometric & Chromaticity Report

Ovation Rêve E-3 IP: 25-50 Zoom Lens-25deg - 4000K

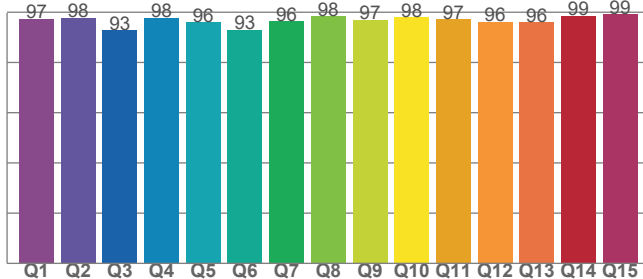
Chromaticity



CRI: 96.0 (R1-R8)



CQS: 96.3



Color Parameters

Color Temperature	Color Coordinate CIE 1931	Color Coordinate CIE 1931
CCT	x	y
4041 K	0.380	0.381

Color Deviation from Black Body Curve	Color Coordinate CIE 1964	Color Coordinate CIE 1964
Δuv	y	u
0.0020	0.381	0.223

Color Rendering Index	Red Component	Color Quality Scale
CRI	CRI - R9	CQS
96.0	98.0	96.3

Television Lighting Consistency Index	Color Fidelity	Color Gamut
TLCI	TM30 - Rf	TM30 Rg
91	94.2	103.0

Photometric & Chromaticity Report

Ovation Rêve E-3 IP: 25-50 Zoom Lens-25deg - 4000K

TM-30 Details

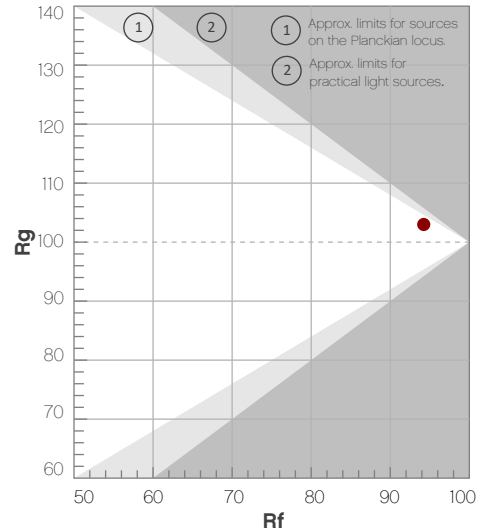
Rf 94.2

Fidelity Index
(R_f)

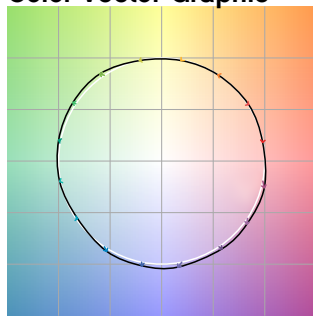
Rg 103.0

Gammut Index
(R_g)

Hue Bin	R _f	Graphic shifts (%)	
		Chroma	Hue
1	95	0%	-1%
2	97	1%	-1%
3	96	0%	1%
4	97	-1%	0%
5	94	0%	2%
6	93	4%	3%
7	95	3%	1%
8	94	2%	0%
9	96	1%	0%
10	97	-1%	1%
11	92	2%	4%
12	90	3%	1%
13	91	4%	-5%
14	95	3%	2%
15	91	3%	-5%
16	90	3%	-6%



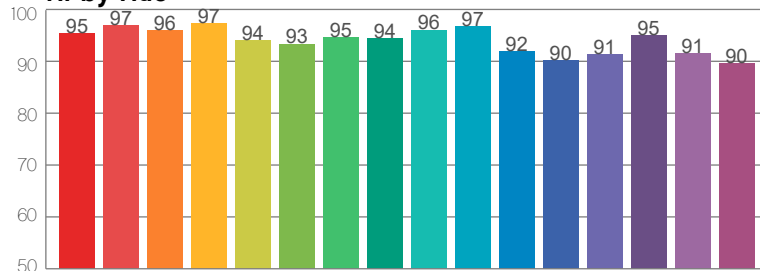
Color Vector Graphic



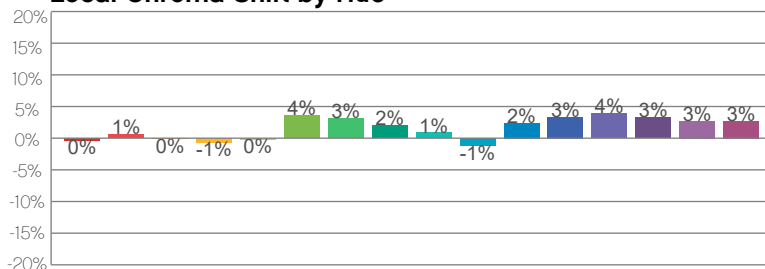
Color Distortion Graphic



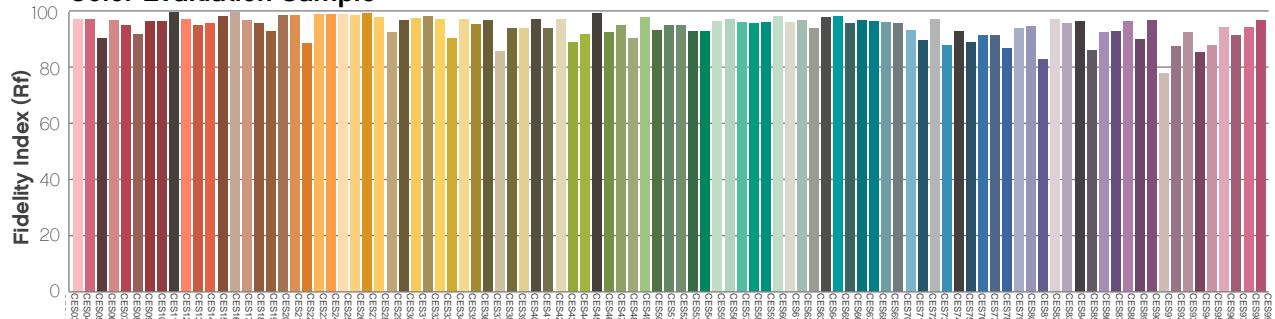
R_f by Hue



Local Chroma Shift by Hue



Color Evaluation Sample



Photometric & Chromaticity Report

Ovation Rêve E-3 IP: 25-50 Zoom Lens-25deg - 5600K

Report Summary

Measurements

Fixture Output: 12815 lm
Fixture Peak: 84498 cd
Fixture Efficacy: 36 lm/W
Intensity @ 5m: 3380 lux
Color Temperature: 5618 K
CRI: 94.5 CRI R9 Value: 92.2
CQS: 93.9
TLCI: 93
TM-30 Rf: 92.3
TM-30 Rg: 103.6
Beam Angle (50%): 24.6°
Field Angle (10%): 29.8°
Cutoff Angle (3%): 31.1°

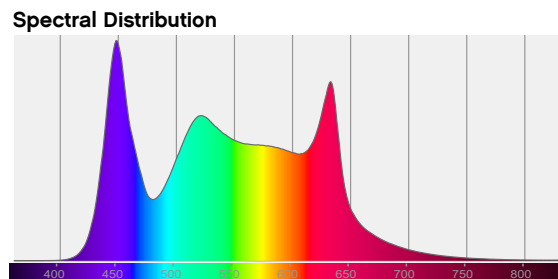
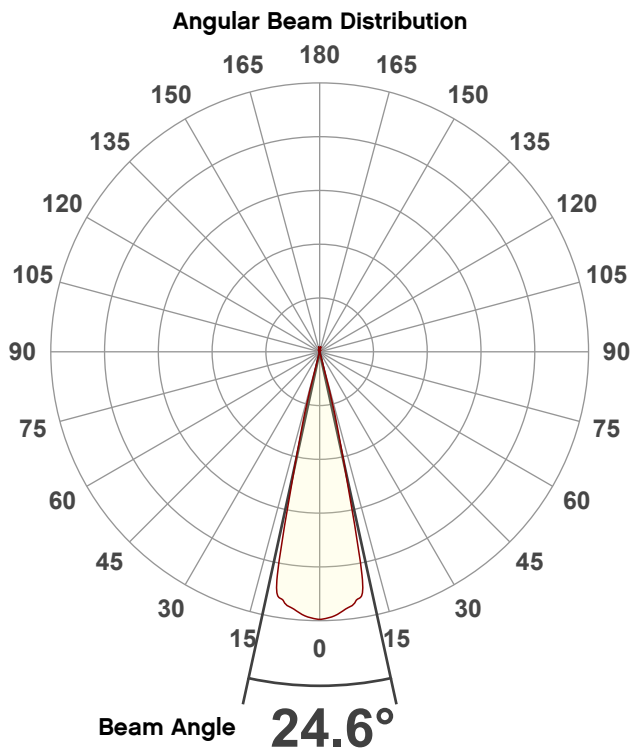


Conditions

AC Supply: 117 V, 60 Hz
Power: 356.62 W
Current: 3.05 A
Power Factor: 0.99

This data sheet conforms to American National Standard E1.9 – 2007 (R2017). All data was measured and calculated by a Viso Systems LabSpion Goniometer at the Chauvet PD Optics Laboratory in Sunrise, FL on 8/1/2022 to LM-63-2002 Standards.


Overall Measurement



Tested Color (CIE 1931):

X: 0.330

Y: 0.342



Light Quality

CRI: 94.5

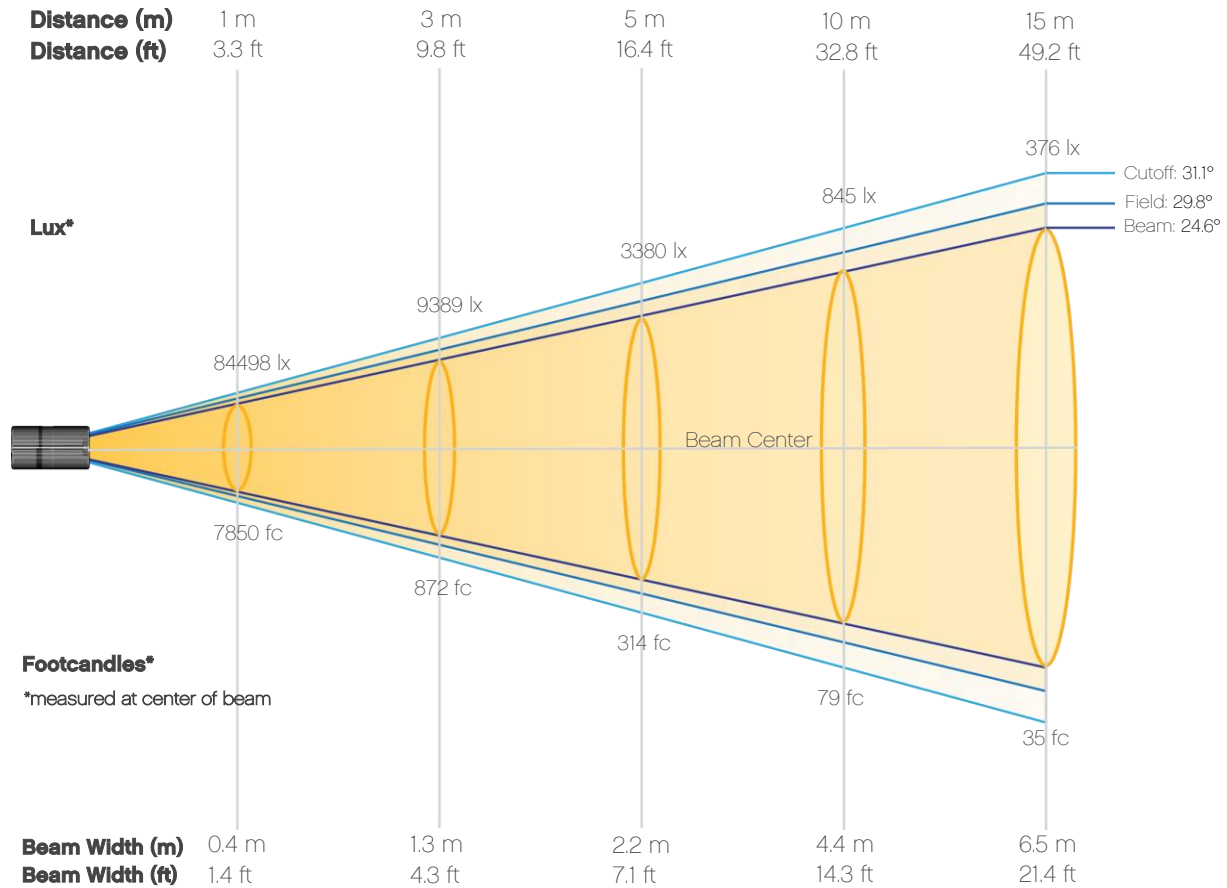
Color Temperature

5618 K

Photometric & Chromaticity Report

Ovation Rêve E-3 IP: 25-50 Zoom Lens-25deg - 5600K

Beam Details

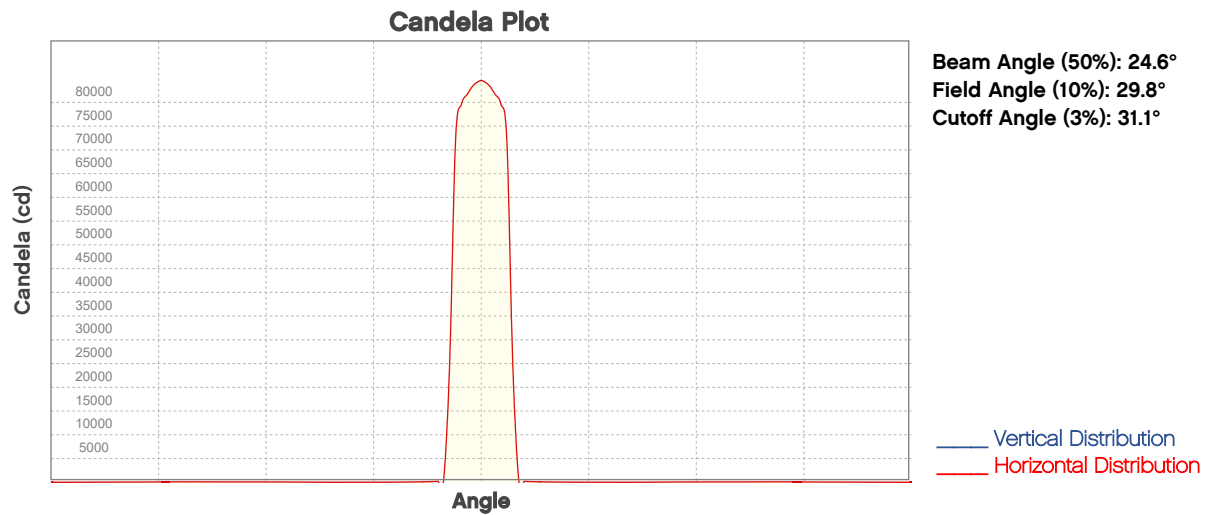


Beam Intensities from 1-20m (3.3-65.6ft)

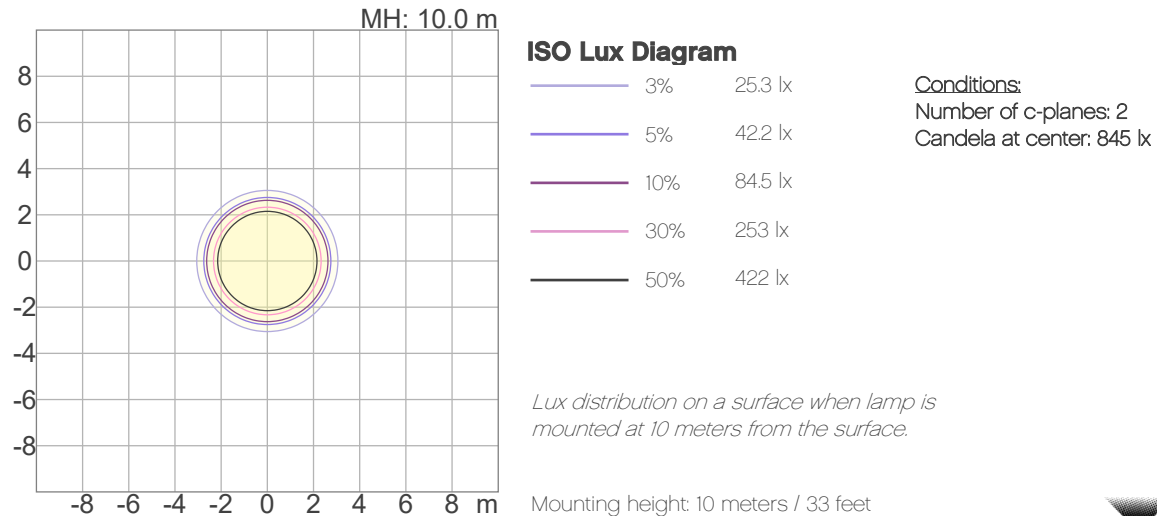
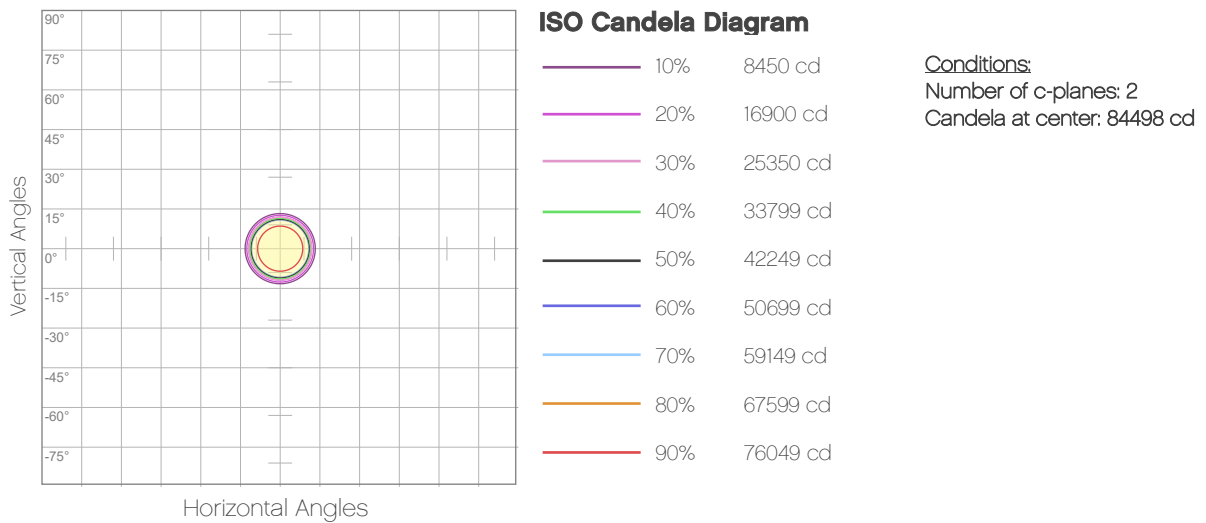
Distance	1m	2m	3m	4m	5m	6m	7m	8m	9m	10m
Lux	84498	21125	9389	5281	3380	2347	1724	1320	1043	845
Distance	11m	12m	13m	14m	15m	16m	17m	18m	19m	20m
Lux	698	587	500	431	376	330	292	261	234	211
Distance	3.3ft	6.6ft	9.8ft	13.1ft	16.4ft	19.7ft	23ft	26.2ft	29.5ft	32.8ft
FC	7850	1963	872	491	314	218	160	123	97	79
Distance	36.1ft	39.4ft	42.7ft	45.9ft	49.2ft	52.5ft	55.8ft	59.1ft	62.3ft	65.6ft
FC	65	55	46	40	35	31	27	24	22	20

Photometric & Chromaticity Report

Ovation Rêve E-3 IP: 25-50 Zoom Lens-25deg - 5600K



ISO Diagrams



Chauvet Professional – www.chauvetprofessional.com

© 2022 Chauvet & Sons, LLC. All rights reserved

All product specifications, measurements and dimensions are subject to change without notice

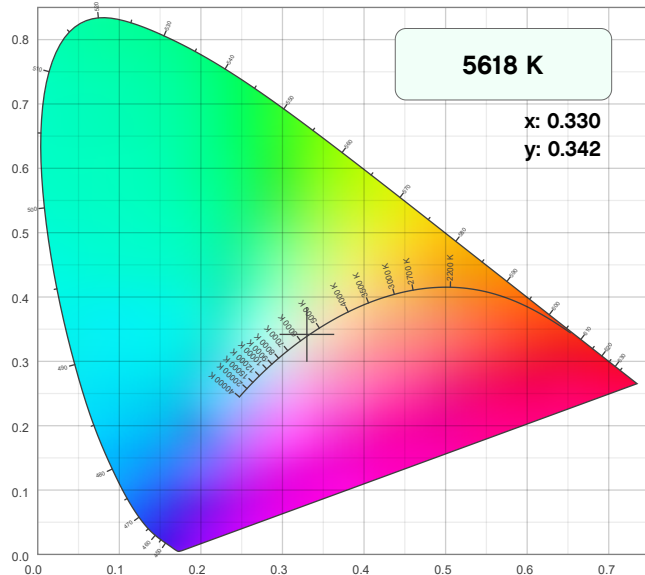


Photometric & Chromaticity Report

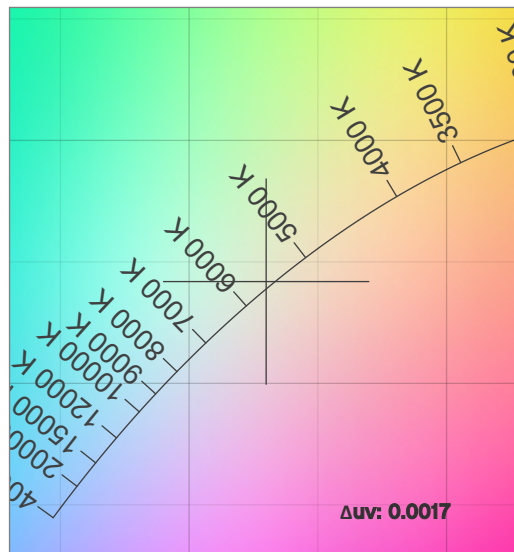
Ovation Rêve E-3 IP: 25-50 Zoom Lens-25deg - 5600K

Chromaticity

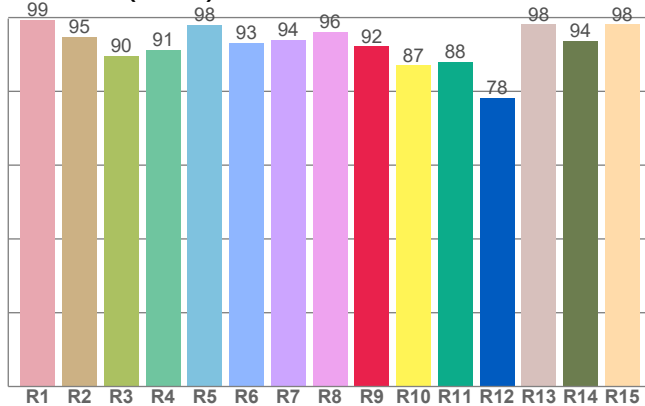
CIE 1931



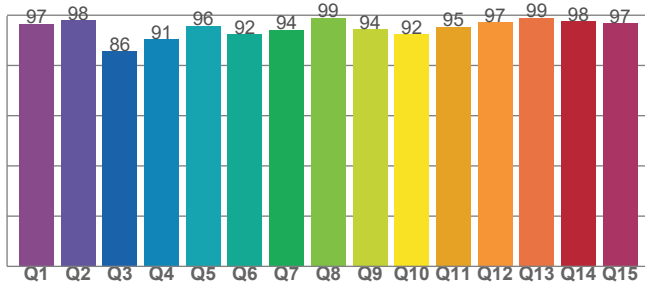
CIE 1931 - Zoom



CRI: 94.5 (R1-R8)



CQS: 93.9



Color Parameters

Color Temperature	Color Coordinate CIE 1931	Color Coordinate CIE 1931
CCT	x	y
5618 K	0.330	0.342

Color Deviation from Black Body Curve	Color Coordinate CIE 1964	Color Coordinate CIE 1964
Δuv	y	u
0.0017	0.342	0.205

Color Rendering Index	Red Component	Color Quality Scale
CRI	CRI - R9	CQS
94.5	92.2	93.9

Television Lighting Consistency Index	Color Fidelity	Color Gamut
TLCI	TM30 - Rf	TM30 Rg
93	92.3	103.6

Photometric & Chromaticity Report

Ovation Rêve E-3 IP: 25-50 Zoom Lens-25deg - 5600K

TM-30 Details

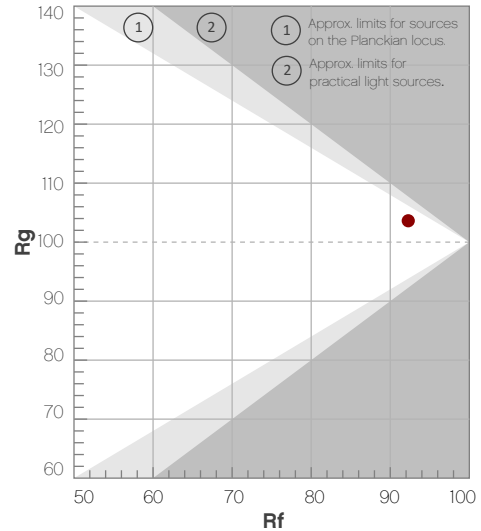
Rf 92.3

Fidelity Index
(R_f)

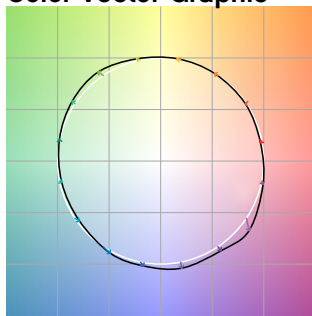
Rg 103.6

Gammut Index
(R_g)

Hue Bin	R _f	Graphic shifts (%)	
		Chroma	Hue
1	95	-2%	-1%
2	98	-1%	1%
3	93	0%	4%
4	93	0%	4%
5	91	2%	4%
6	91	5%	3%
7	95	4%	-1%
8	96	0%	-1%
9	96	-2%	1%
10	92	-2%	5%
11	85	1%	9%
12	92	3%	4%
13	92	6%	0%
14	91	5%	0%
15	86	9%	-8%
16	95	2%	-3%



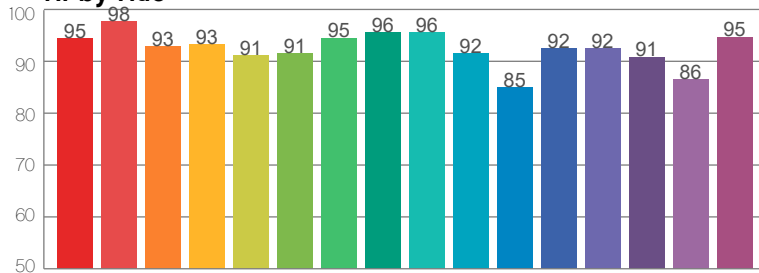
Color Vector Graphic



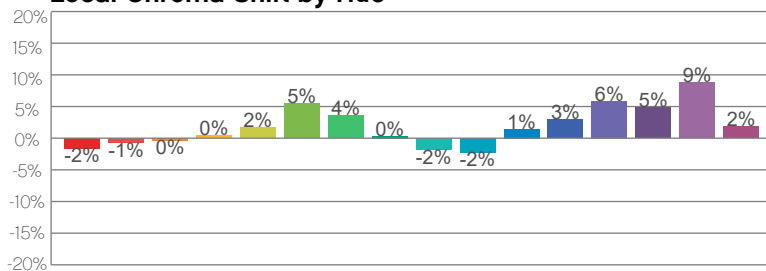
Color Distortion Graphic



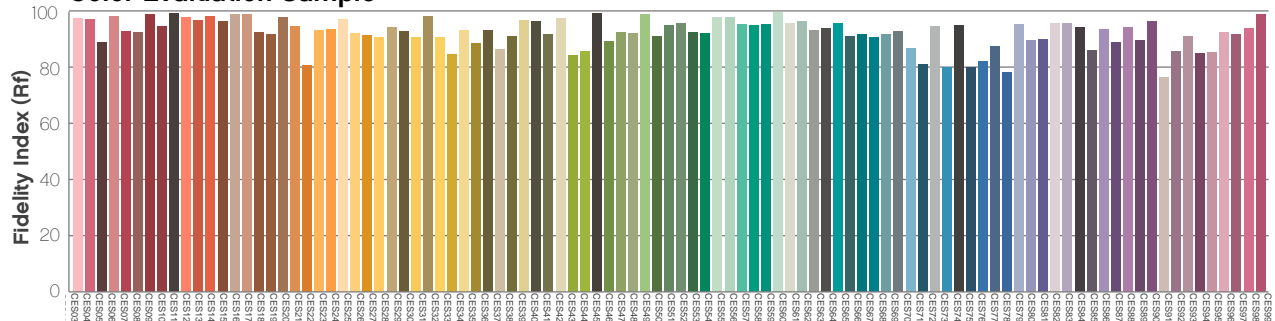
R_f by Hue



Local Chroma Shift by Hue



Color Evaluation Sample



Photometric & Chromaticity Report

Ovation Rêve E-3 IP: 25-50 Zoom Lens-50deg - Full Power

Report Summary

Measurements

Fixture Output: 14328 lm
Fixture Peak: 37543 cd
Fixture Efficacy: 40 lm/W
Intensity @ 5m: 1502 lux
Color Temperature: 6238 K
CRI: 88.4 CRI R9 Value: 56.0
CQS: 93.6
TLCI: 92
TM-30 Rf: 90.7
TM-30 Rg: 108.6
Beam Angle (50%): 41.1°
Field Angle (10%): 44.7°
Cutoff Angle (3%): 45.4°

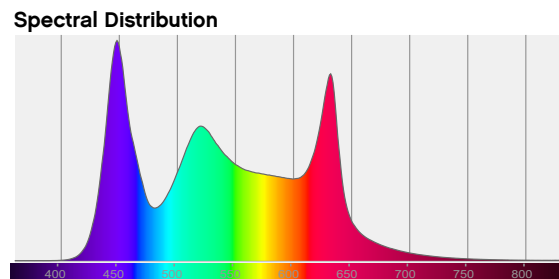
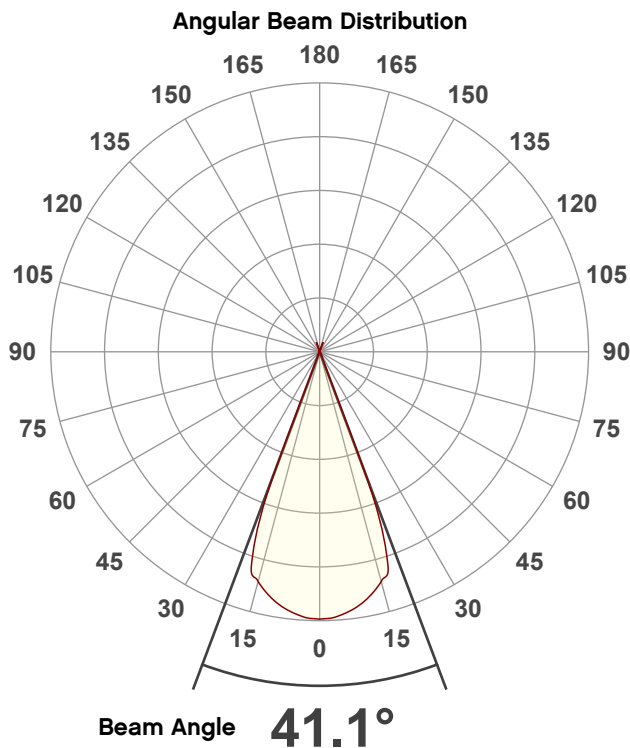


Conditions

AC Supply: 118 V, 60 Hz
Power: 357.36 W
Current: 3.02 A
Power Factor: 0.99

This data sheet conforms to American National Standard E1.9 – 2007 (R2017). All data was measured and calculated by a Viso Systems LabSpion Goniometer at the Chauvet PD Optics Laboratory in Sunrise, FL on 8/1/2022 to LM-63-2002 Standards.


Overall Measurement



Tested Color (CIE 1931):

X: 0.319

Y: 0.322



Light Quality

CRI: 88.4

Color Temperature

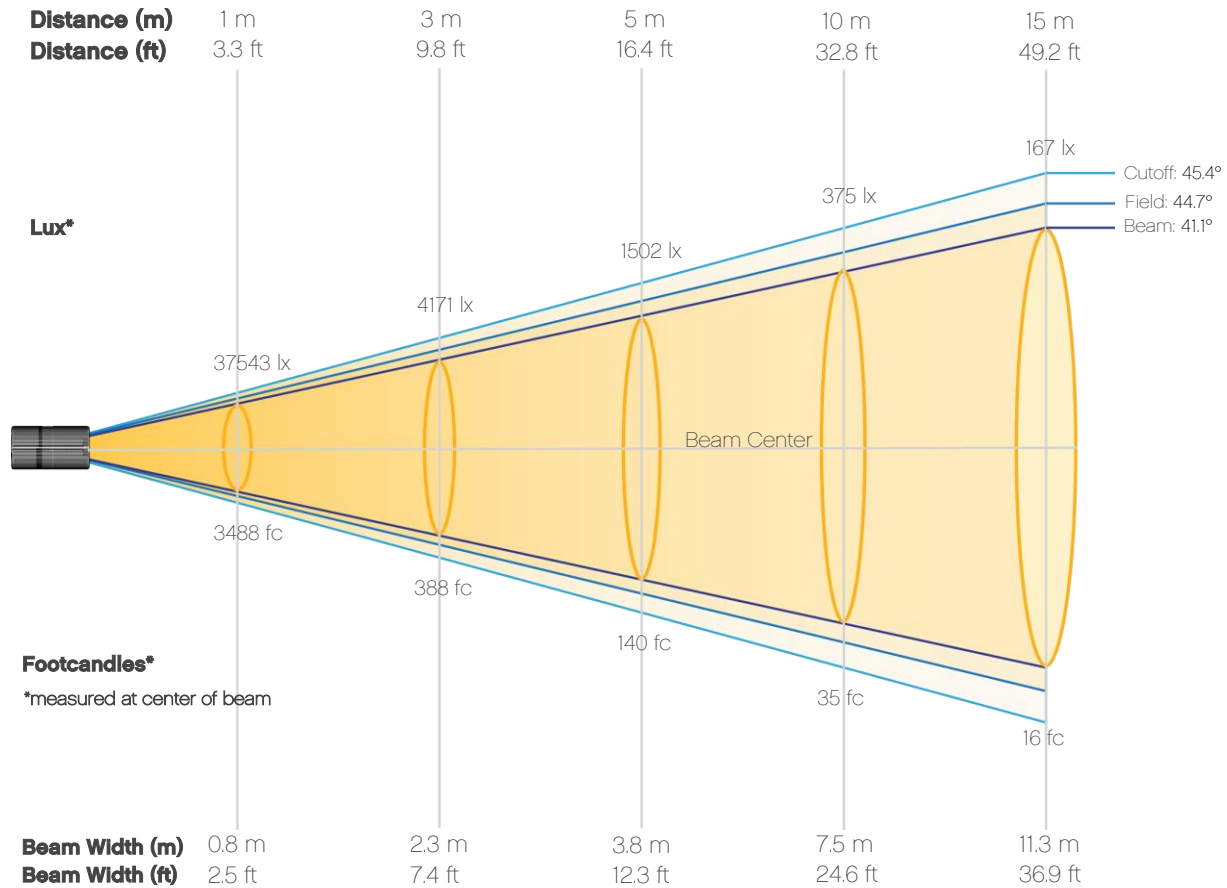
6238 K



Photometric & Chromaticity Report

Ovation Rêve E-3 IP: 25-50 Zoom Lens-50deg - Full Power

Beam Details

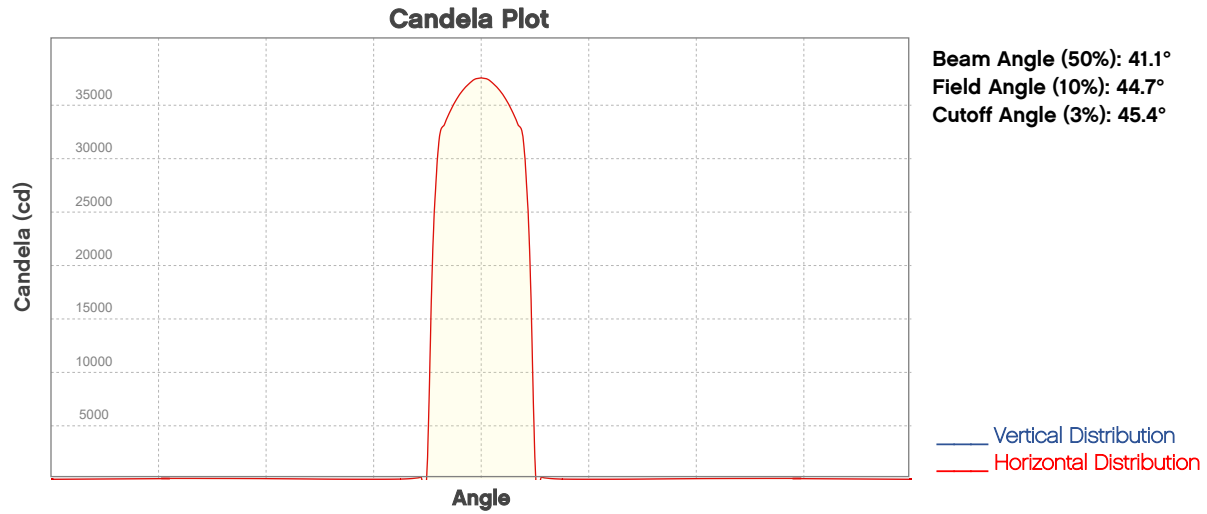


Beam Intensities from 1-20m (3.3-65.6ft)

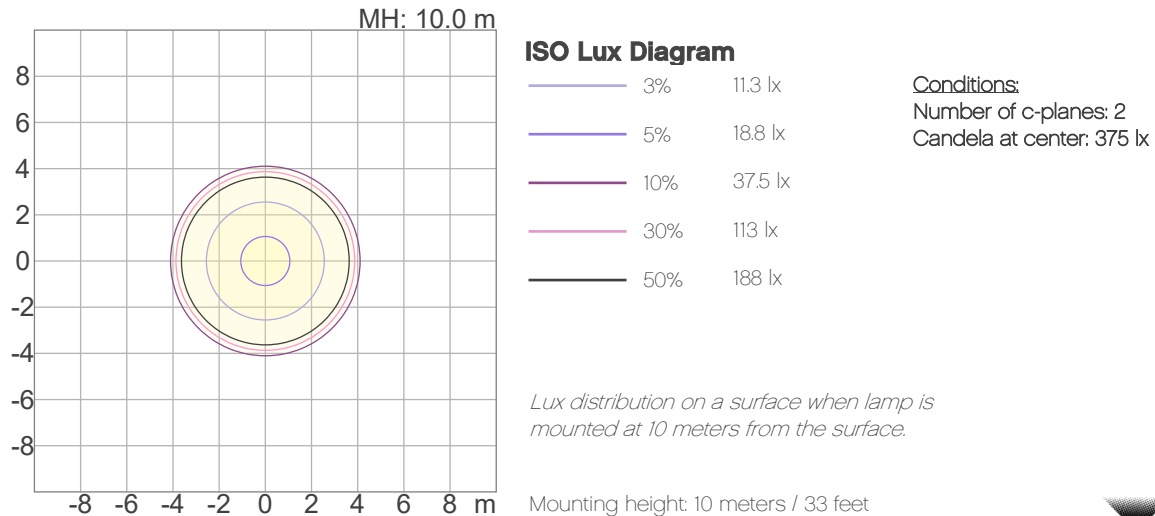
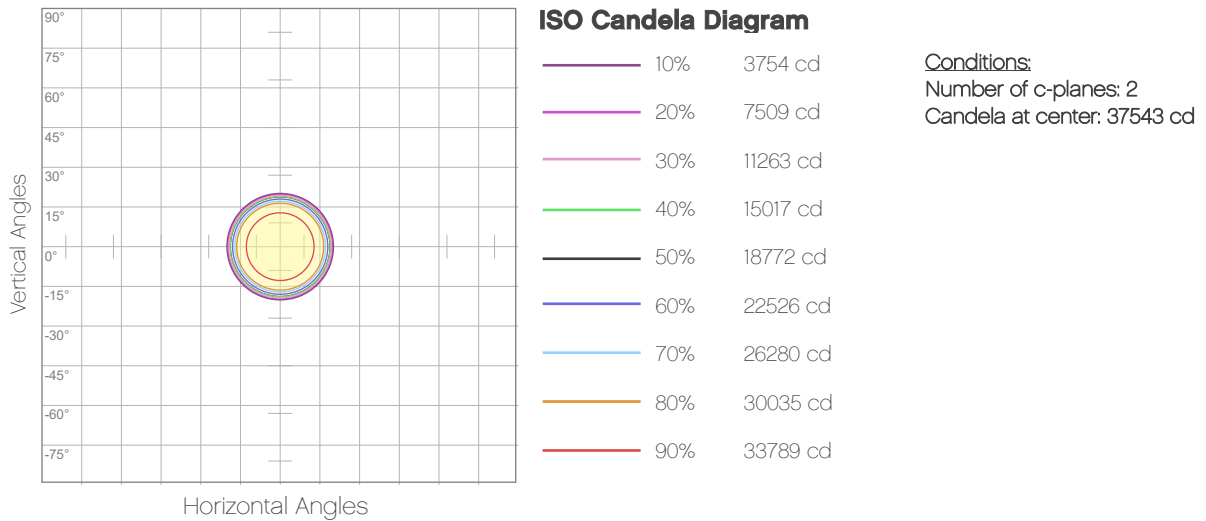
Distance	1m	2m	3m	4m	5m	6m	7m	8m	9m	10m
Lux	37543	9386	4171	2346	1502	1043	766	587	463	375
Distance	11m	12m	13m	14m	15m	16m	17m	18m	19m	20m
Lux	310	261	222	192	167	147	130	116	104	94
Distance	3.3ft	6.6ft	9.8ft	13.1ft	16.4ft	19.7ft	23ft	26.2ft	29.5ft	32.8ft
FC	3488	872	388	218	140	97	71	54	43	35
Distance	36.1ft	39.4ft	42.7ft	45.9ft	49.2ft	52.5ft	55.8ft	59.1ft	62.3ft	65.6ft
FC	29	24	21	18	16	14	12	11	10	9

Photometric & Chromaticity Report

Ovation Rêve E-3 IP: 25-50 Zoom Lens-50deg - Full Power



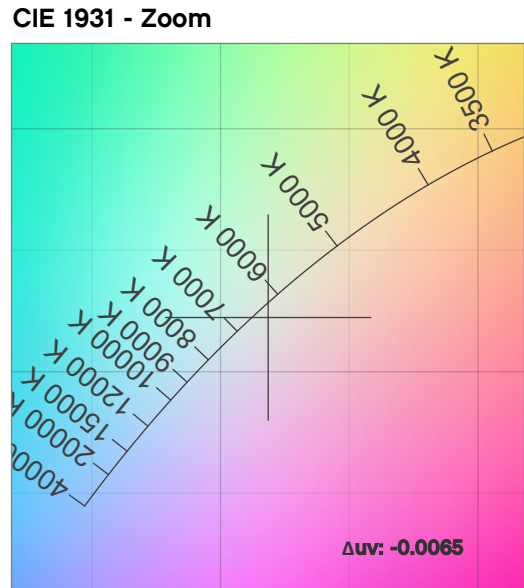
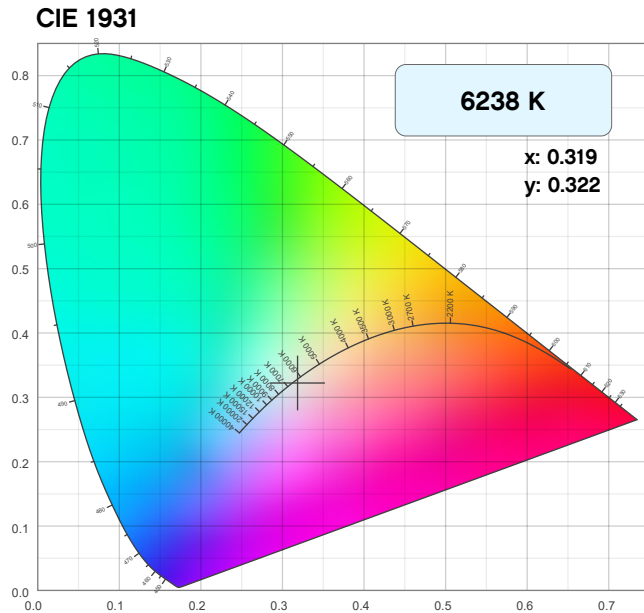
ISO Diagrams



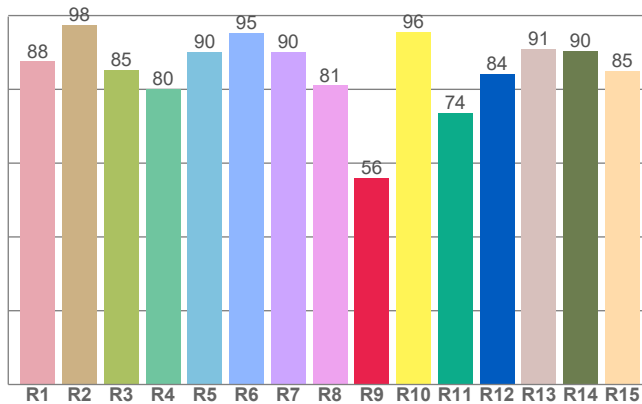
Photometric & Chromaticity Report

Ovation Rêve E-3 IP: 25-50 Zoom Lens-50deg - Full Power

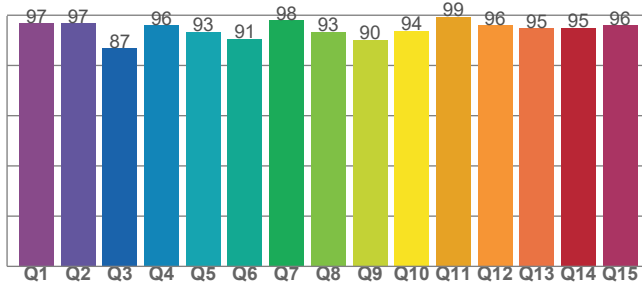
Chromaticity



CRI: 88.4 (R1-R8)



CQS: 93.6



Color Parameters

Color Temperature	Color Coordinate CIE 1931	Color Coordinate CIE 1931
CCT	x	y
6238 K	0.319	0.322

Color Deviation from Black Body Curve	Color Coordinate CIE 1964	Color Coordinate CIE 1964
Δuv	y	u
-0.0065	0.322	0.204

Color Rendering Index	Red Component	Color Quality Scale
CRI	CRI - R9	CQS
88.4	56.0	93.6

Television Lighting Consistency Index	Color Fidelity	Color Gamut
TLCI	TM30 - Rf	TM30 Rg
92	90.7	108.6

Photometric & Chromaticity Report

Ovation Rêve E-3 IP: 25-50 Zoom Lens-50deg - Full Power

TM-30 Details

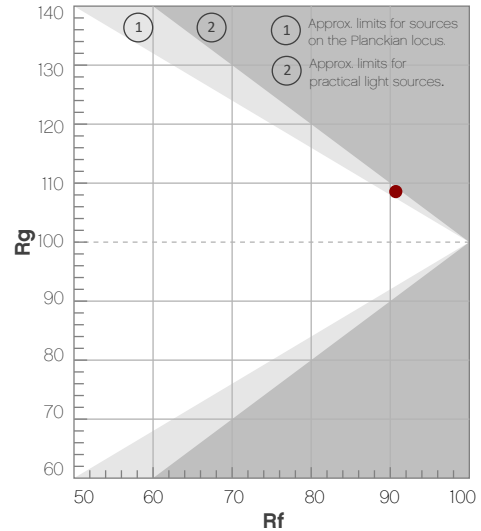
Rf 90.7

Fidelity Index
(R_f)

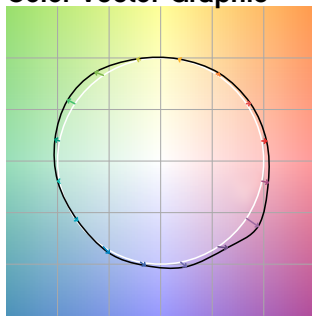
Rg 108.6

Gammut Index
(R_g)

Hue Bin	R _f	Graphic shifts (%)	
		Chroma	Hue
1	90	5%	-1%
2	93	3%	-2%
3	94	2%	0%
4	95	0%	2%
5	91	2%	3%
6	89	7%	5%
7	88	8%	1%
8	91	5%	-1%
9	95	2%	0%
10	94	-1%	3%
11	87	2%	8%
12	92	2%	5%
13	92	5%	4%
14	85	6%	7%
15	85	14%	0%
16	89	6%	0%



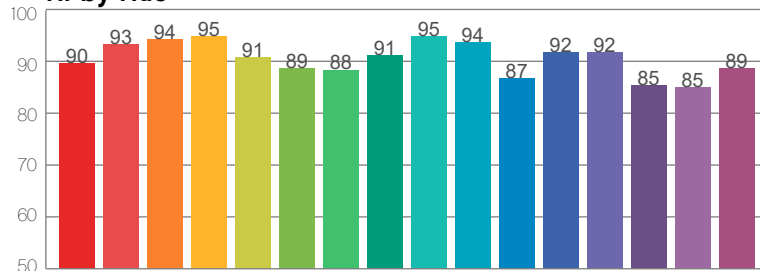
Color Vector Graphic



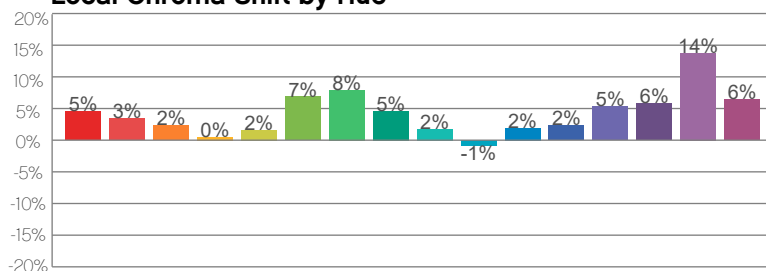
Color Distortion Graphic



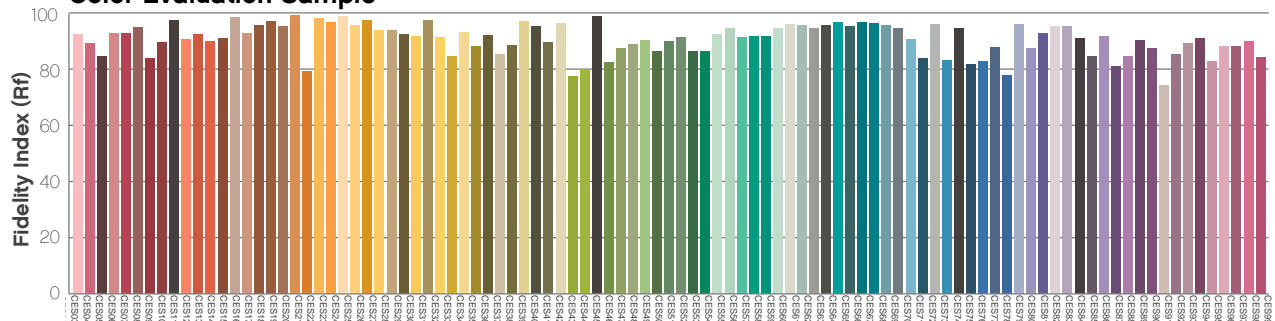
R_f by Hue



Local Chroma Shift by Hue



Color Evaluation Sample



Photometric & Chromaticity Report

Ovation Rêve E-3 IP: 25-50 Zoom Lens-50deg - 3200K

Report Summary

Measurements

Fixture Output: 14141 lm
Fixture Peak: 37673 cd
Fixture Efficacy: 44 lm/W
Intensity @ 5m: 1507 lux
Color Temperature: 3214 K
CRI: 94.8 CRI R9 Value: 91.7
CQS: 95.1
TLCI: 89
TM-30 Rf: 94.3
TM-30 Rg: 104.0
Beam Angle (50%): 40.7°
Field Angle (10%): 44°
Cutoff Angle (3%): 44.6°

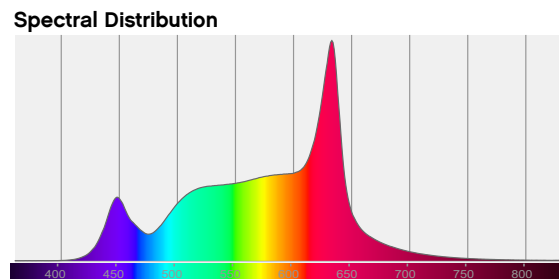
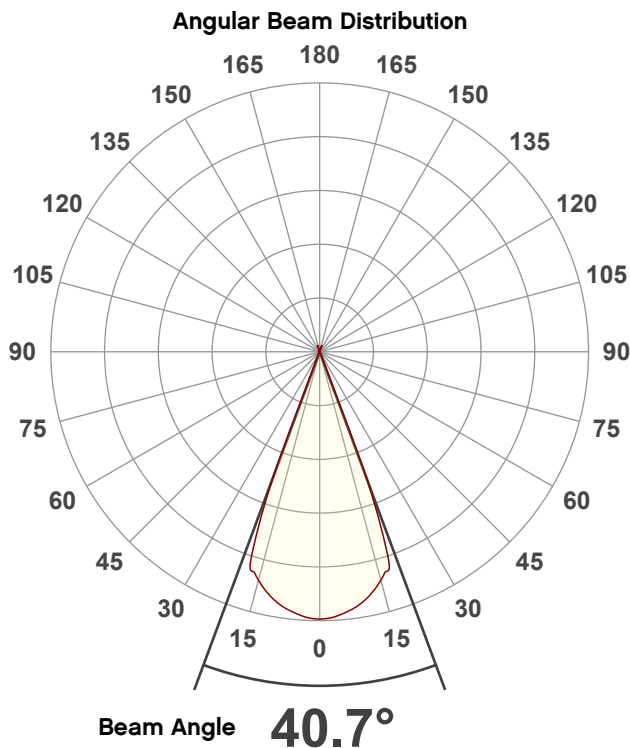


Conditions

AC Supply: 118 V, 60.1 Hz
Power: 320.36 W
Current: 2.70 A
Power Factor: 0.99

This data sheet conforms to American National Standard E1.9 – 2007 (R2017). All data was measured and calculated by a Viso Systems LabSpion Goniometer at the Chauvet PD Optics Laboratory in Sunrise, FL on 8/1/2022 to LM-63-2002 Standards.

Overall Measurement



Tested Color (CIE 1931):

X: 0.422

Y: 0.397



Light Quality

CRI: 94.8



Color Temperature

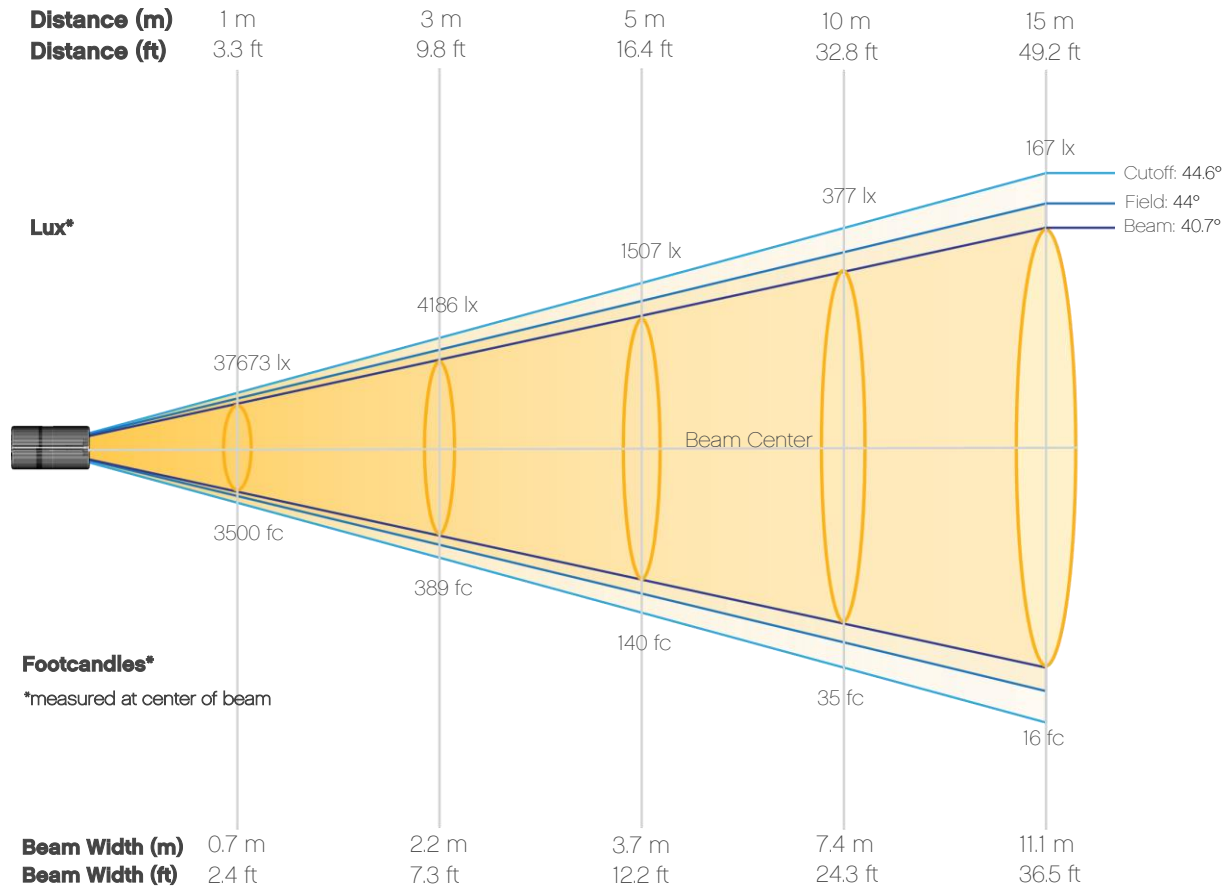
3214 K



Photometric & Chromaticity Report

Ovation Rêve E-3 IP: 25-50 Zoom Lens-50deg - 3200K

Beam Details

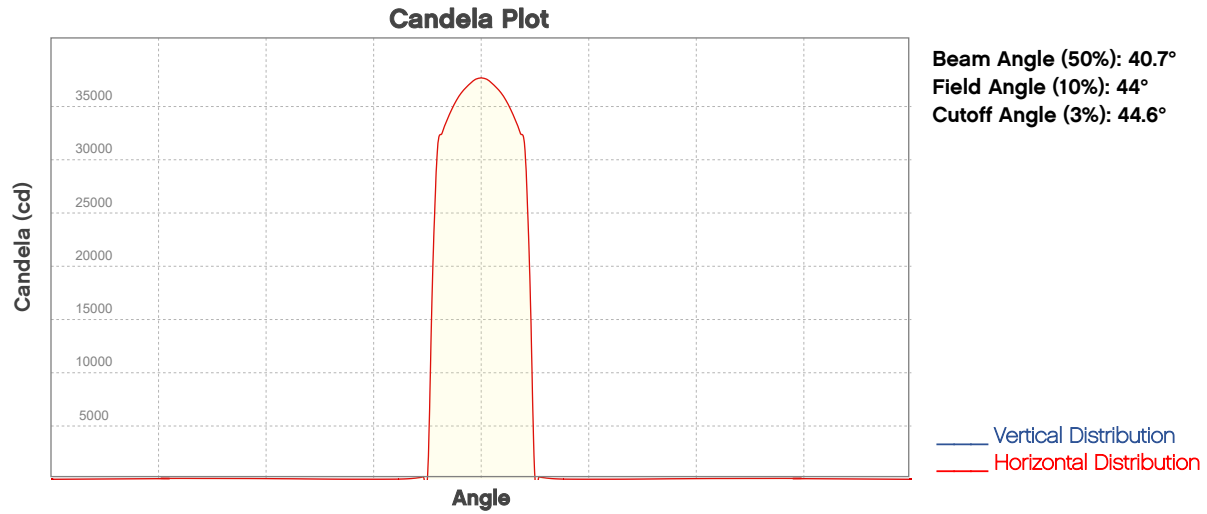


Beam Intensities from 1-20m (3.3-65.6ft)

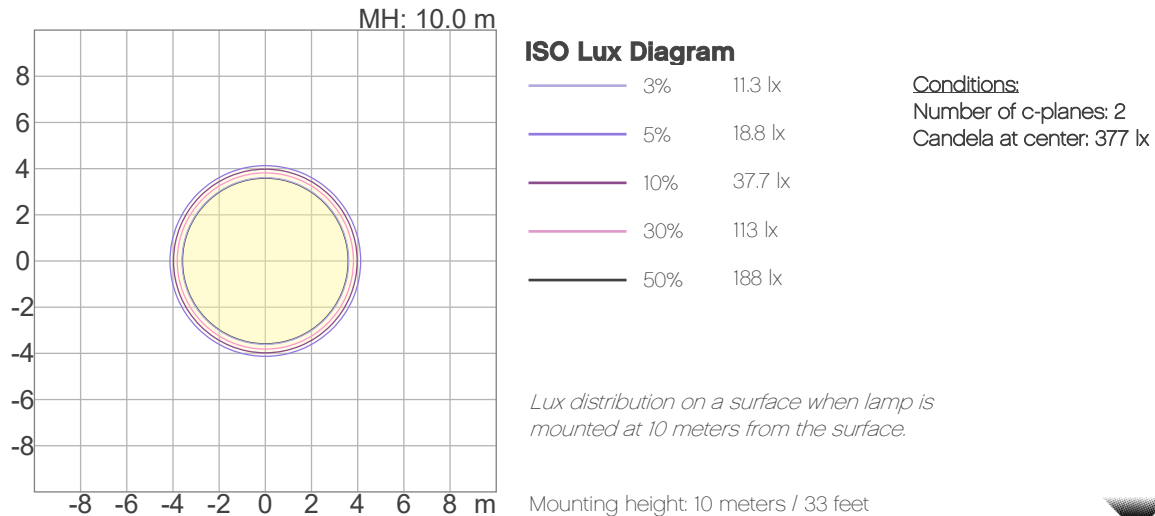
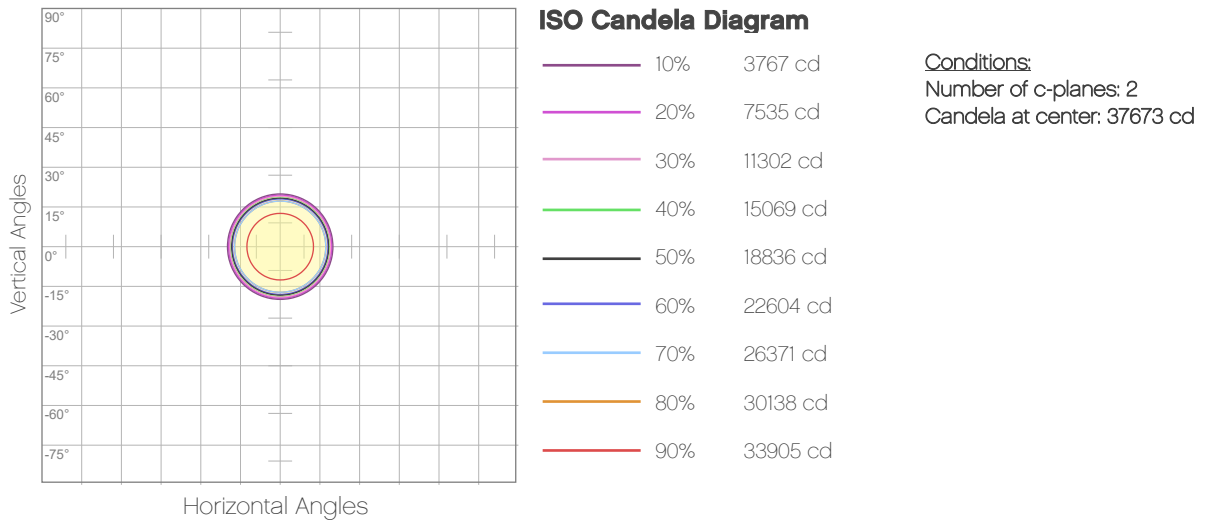
Distance	1m	2m	3m	4m	5m	6m	7m	8m	9m	10m
Lux	37673	9418	4186	2355	1507	1046	769	589	465	377
Distance	11m	12m	13m	14m	15m	16m	17m	18m	19m	20m
Lux	311	262	223	192	167	147	130	116	104	94
Distance	3.3ft	6.6ft	9.8ft	13.1ft	16.4ft	19.7ft	23ft	26.2ft	29.5ft	32.8ft
FC	3500	875	389	219	140	97	71	55	43	35
Distance	36.1ft	39.4ft	42.7ft	45.9ft	49.2ft	52.5ft	55.8ft	59.1ft	62.3ft	65.6ft
FC	29	24	21	18	16	14	12	11	10	9

Photometric & Chromaticity Report

Ovation Rêve E-3 IP: 25-50 Zoom Lens-50deg - 3200K



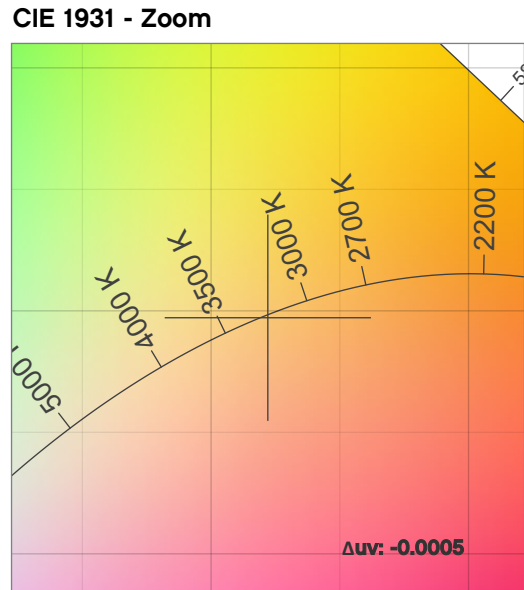
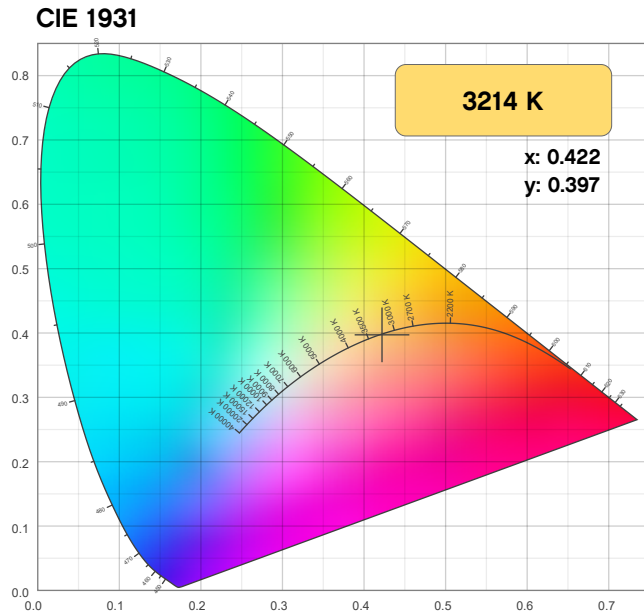
ISO Diagrams



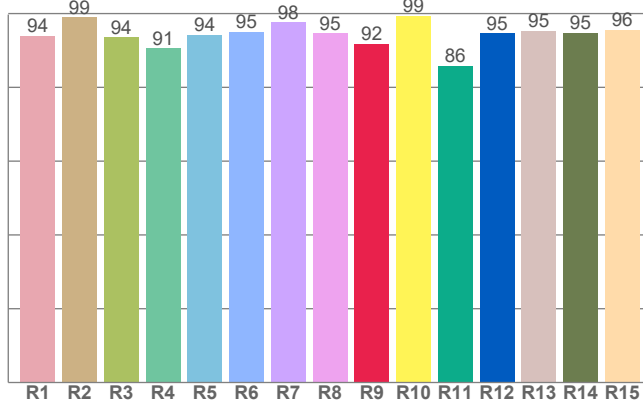
Photometric & Chromaticity Report

Ovation Rêve E-3 IP: 25-50 Zoom Lens-50deg - 3200K

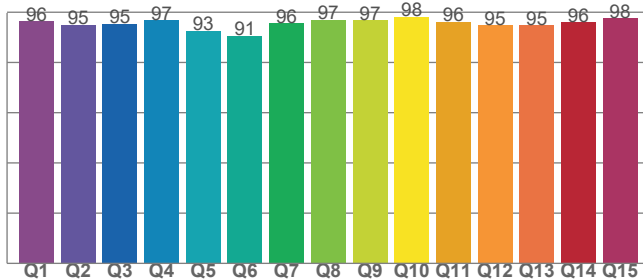
Chromaticity



CRI: 94.8 (R1-R8)



CQS: 95.1



Color Parameters

Color Temperature	Color Coordinate CIE 1931	Color Coordinate CIE 1931
CCT	x	y
3214 K	0.422	0.397

Color Deviation from Black Body Curve	Color Coordinate CIE 1964	Color Coordinate CIE 1964
Δuv	y	u
-0.0005	0.397	0.244

Color Rendering Index	Red Component	Color Quality Scale
CRI	CRI - R9	CQS
94.8	91.7	95.1

Television Lighting Consistency Index	Color Fidelity	Color Gamut
TLCI	TM30 - Rf	TM30 Rg
89	94.3	104.0

Photometric & Chromaticity Report

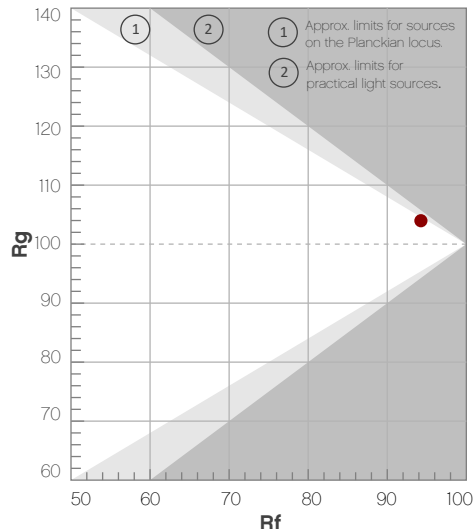
Ovation Rêve E-3 IP: 25-50 Zoom Lens-50deg - 3200K

TM-30 Details

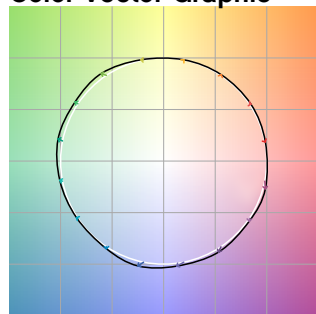
Rf 94.3
Fidelity Index
(R_f)

Rg 104.0
Gammut Index
(R_g)

Hue Bin	R _f	Graphic shifts (%)	
		Chroma	Hue
1	95	0%	-1%
2	96	1%	-1%
3	95	1%	0%
4	98	0%	0%
5	95	1%	2%
6	92	4%	3%
7	95	3%	0%
8	93	5%	-1%
9	95	2%	-1%
10	96	1%	-1%
11	96	2%	1%
12	89	5%	-5%
13	90	2%	-7%
14	92	3%	-5%
15	93	1%	-2%
16	90	2%	-7%



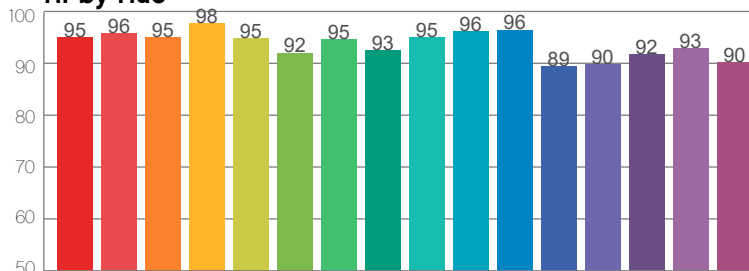
Color Vector Graphic



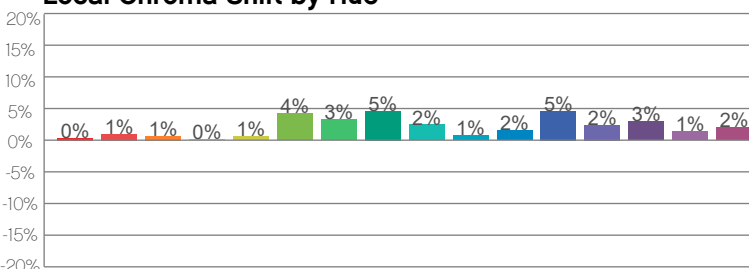
Color Distortion Graphic



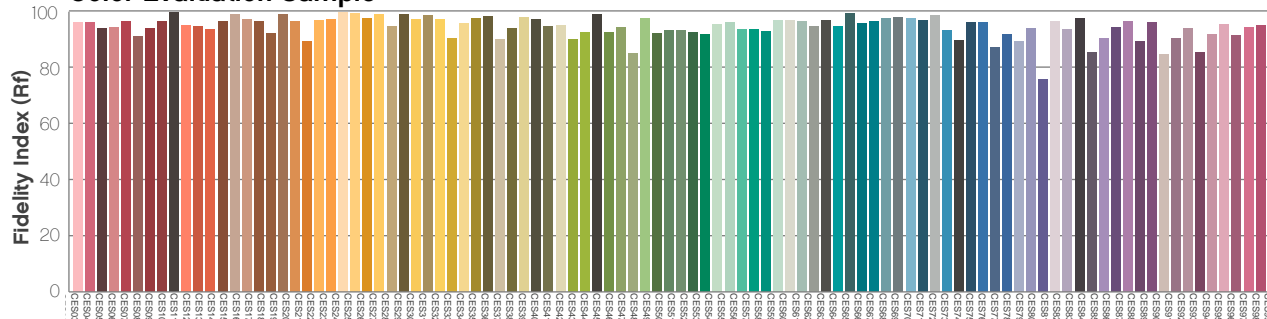
R_f by Hue



Local Chroma Shift by Hue



Color Evaluation Sample



Photometric & Chromaticity Report

Ovation Rêve E-3 IP: 25-50 Zoom Lens-50deg - 4000K

Report Summary

Measurements

Fixture Output: 15696 lm
Fixture Peak: 41472 cd
Fixture Efficacy: 43 lm/W
Intensity @ 5m: 1659 lux
Color Temperature: 4025 K
CRI: 95.9 CRI R9 Value: 96.9
CQS: 96.3
TLCI: 91
TM-30 Rf: 94.2
TM-30 Rg: 103.2
Beam Angle (50%): 40.4°
Field Angle (10%): 45.2°
Cutoff Angle (3%): 47.8°

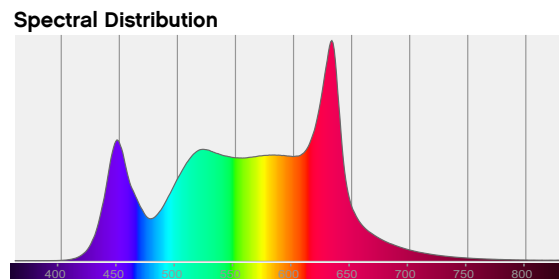
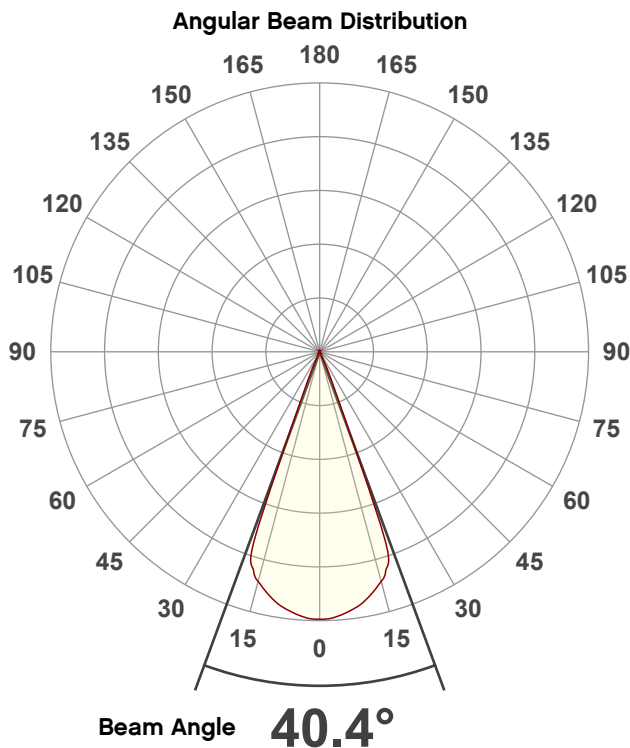


Conditions

AC Supply: 118 V, 60 Hz
Power: 365.01 W
Current: 3.08 A
Power Factor: 1.0

This data sheet conforms to American National Standard E1.9 - 2007 (R2017). All data was measured and calculated by a Viso Systems LabSpion Goniometer at the Chauvet PD Optics Laboratory in Sunrise, FL on 8/1/2022 to LM-63-2002 Standards.


Overall Measurement



Tested Color (CIE 1931):

X: 0.380

Y: 0.379



Light Quality

CRI: 95.9



Color Temperature

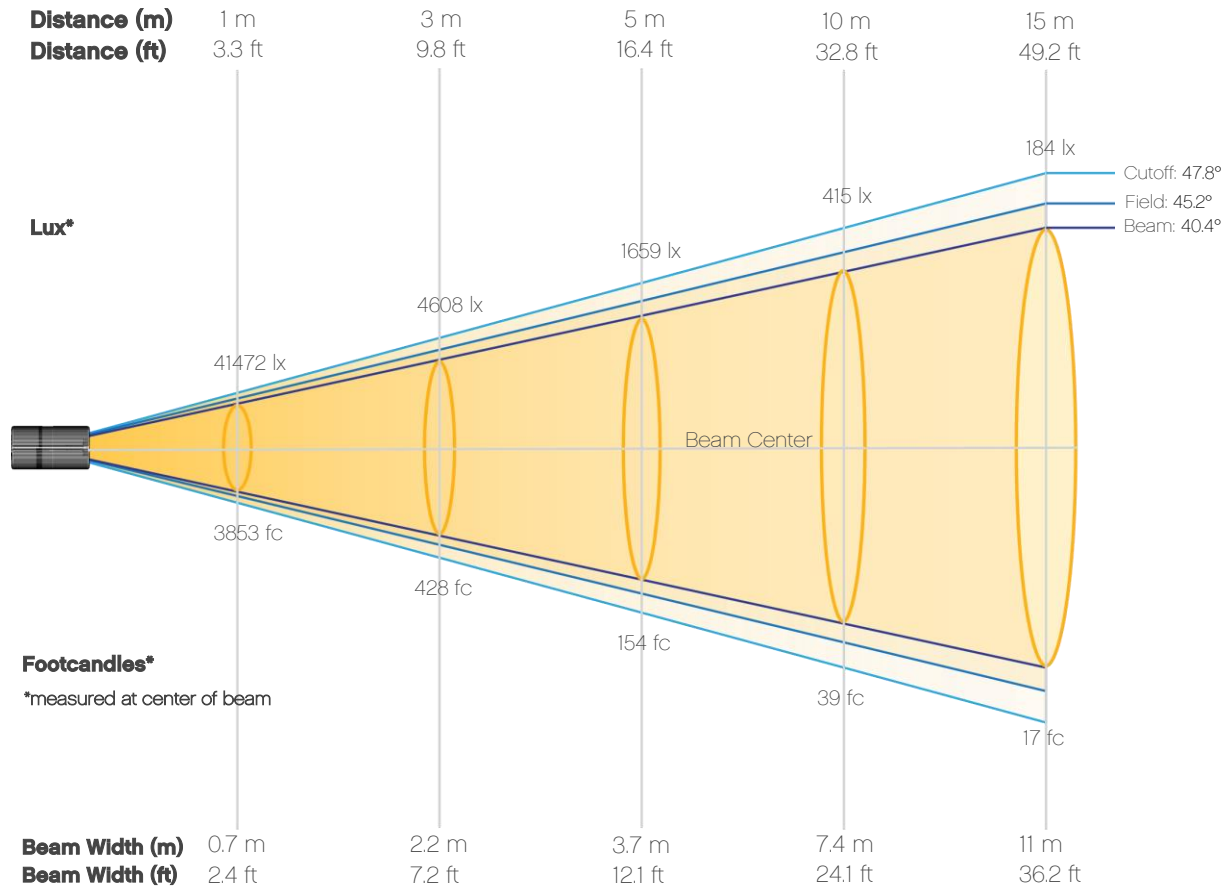
4025 K



Photometric & Chromaticity Report

Ovation Rêve E-3 IP: 25-50 Zoom Lens-50deg - 4000K

Beam Details

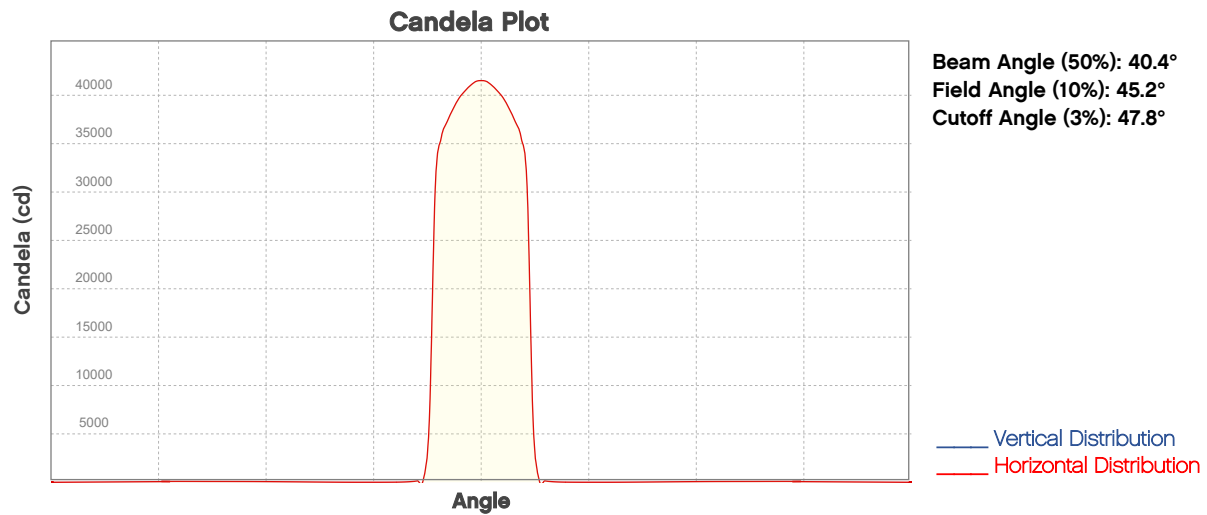


Beam Intensities from 1-20m (3.3-65.6ft)

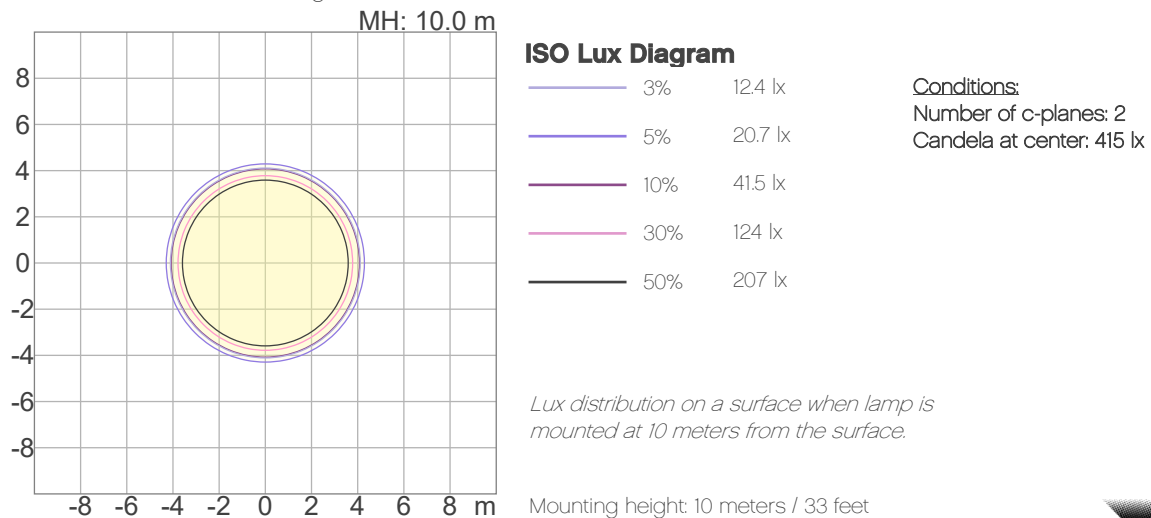
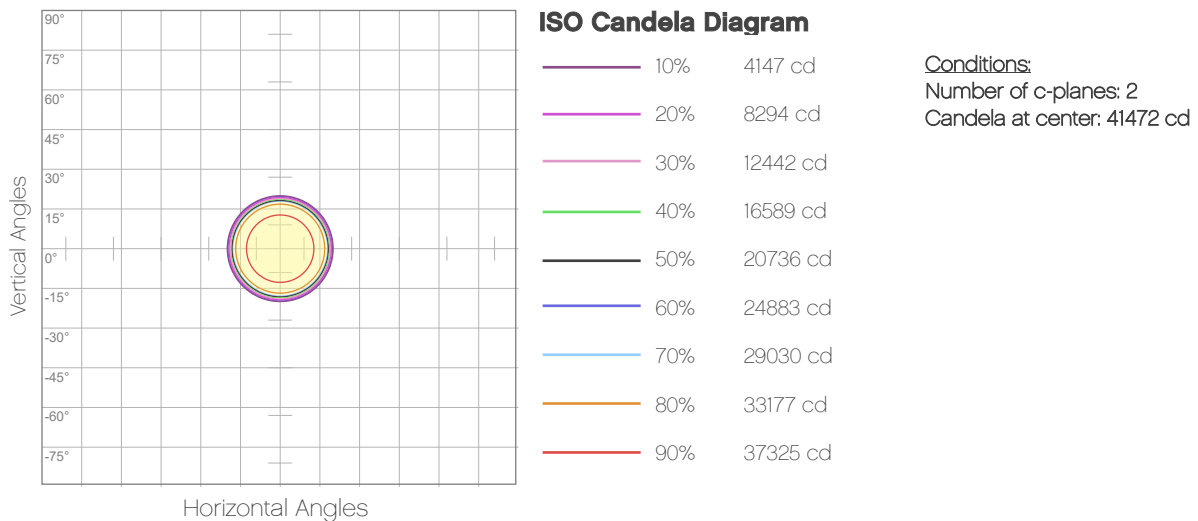
Distance	1m	2m	3m	4m	5m	6m	7m	8m	9m	10m
Lux	41472	10368	4608	2592	1659	1152	846	648	512	415
Distance	11m	12m	13m	14m	15m	16m	17m	18m	19m	20m
Lux	343	288	245	212	184	162	144	128	115	104
Distance	3.3ft	6.6ft	9.8ft	13.1ft	16.4ft	19.7ft	23ft	26.2ft	29.5ft	32.8ft
FC	3853	963	428	241	154	107	79	60	48	39
Distance	36.1ft	39.4ft	42.7ft	45.9ft	49.2ft	52.5ft	55.8ft	59.1ft	62.3ft	65.6ft
FC	32	27	23	20	17	15	13	12	11	10

Photometric & Chromaticity Report

Ovation Rêve E-3 IP: 25-50 Zoom Lens-50deg - 4000K



ISO Diagrams



Chauvet Professional – www.chauvetprofessional.com

© 2022 Chauvet & Sons, LLC. All rights reserved

All product specifications, measurements and dimensions are subject to change without notice

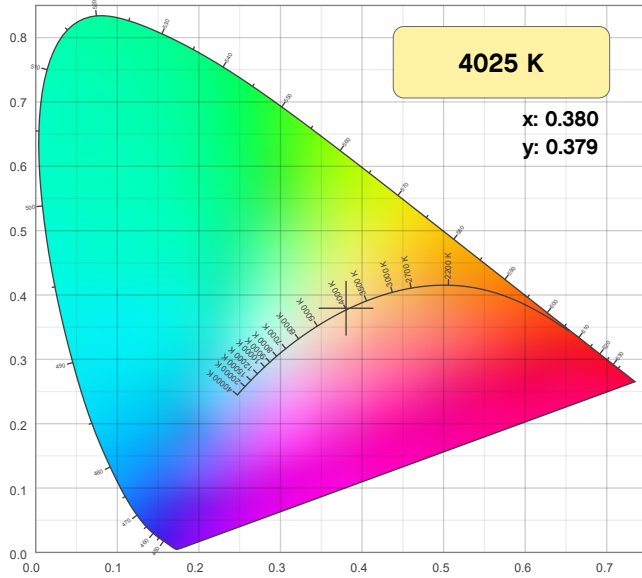


Photometric & Chromaticity Report

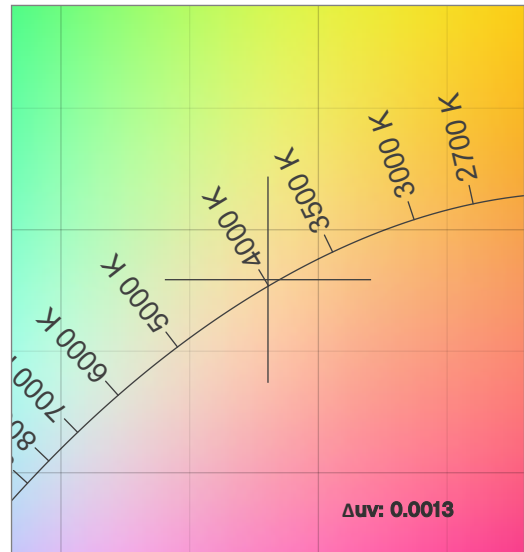
Ovation Rêve E-3 IP: 25-50 Zoom Lens-50deg - 4000K

Chromaticity

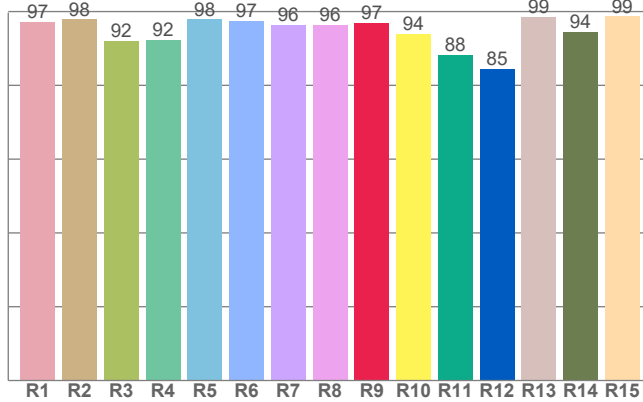
CIE 1931



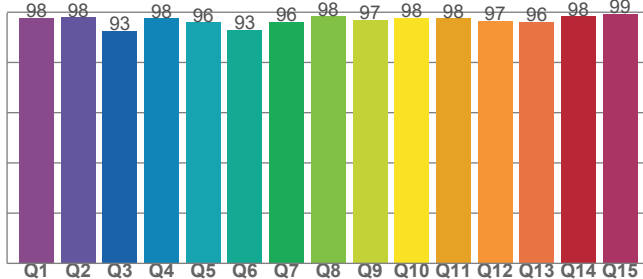
CIE 1931 - Zoom



CRI: 95.9 (R1-R8)



CQS: 96.3



Color Parameters

Color Temperature	Color Coordinate CIE 1931	Color Coordinate CIE 1931
CCT	x	y
4025 K	0.380	0.379

Color Deviation from Black Body Curve	Color Coordinate CIE 1964	Color Coordinate CIE 1964
Δuv	y	u
0.0013	0.379	0.224

Color Rendering Index	Red Component	Color Quality Scale
CRI	CRI - R9	CQS
95.9	96.9	96.3

Television Lighting Consistency Index	Color Fidelity	Color Gamut
TLCI	TM30 - Rf	TM30 Rg
91	94.2	103.2

Photometric & Chromaticity Report

Ovation Rêve E-3 IP: 25-50 Zoom Lens-50deg - 4000K

TM-30 Details

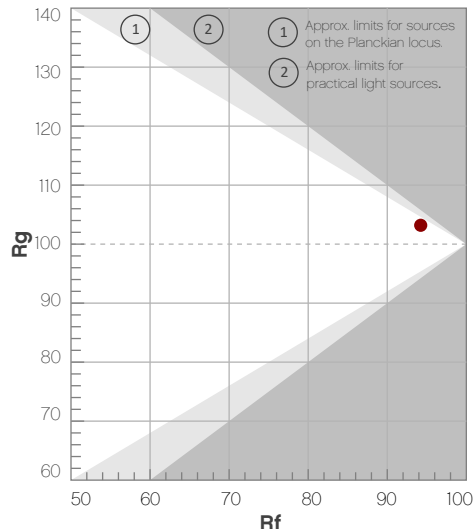
Rf 94.2

Fidelity Index
(R_f)

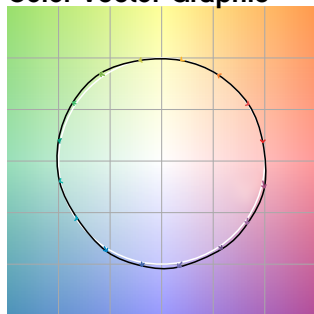
Rg 103.2

Gammut Index
(R_g)

Hue Bin	R _f	Graphic shifts (%)	
		Chroma	Hue
1	96	0%	-1%
2	97	1%	-1%
3	96	0%	1%
4	97	-1%	0%
5	94	0%	2%
6	93	4%	3%
7	95	3%	1%
8	94	2%	0%
9	96	1%	0%
10	97	-1%	1%
11	92	2%	4%
12	90	3%	1%
13	92	4%	-4%
14	95	3%	2%
15	92	3%	-5%
16	90	3%	-6%



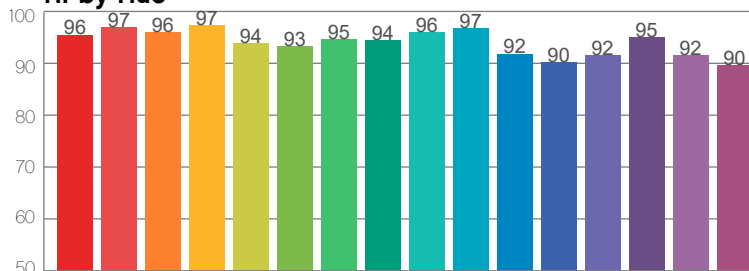
Color Vector Graphic



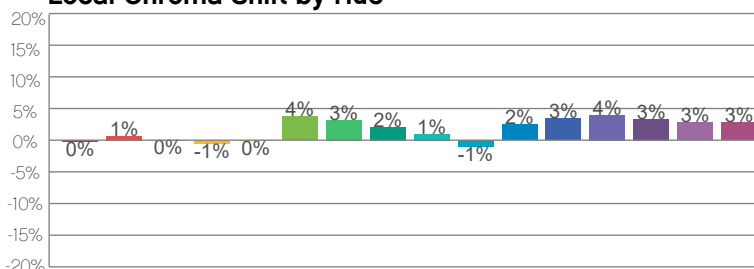
Color Distortion Graphic



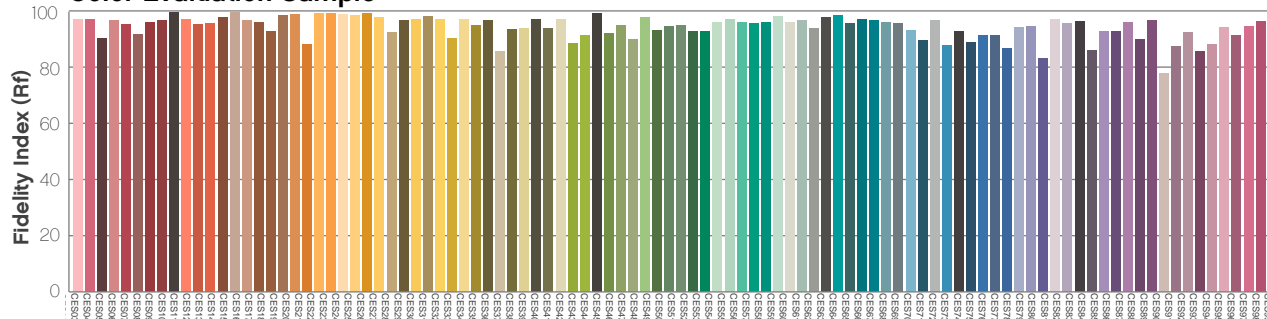
R_f by Hue



Local Chroma Shift by Hue



Color Evaluation Sample



Photometric & Chromaticity Report

Ovation Rêve E-3 IP: 25-50 Zoom Lens-50deg - 5600K

Report Summary

Measurements

Fixture Output: 14976 lm
Fixture Peak: 39312 cd
Fixture Efficacy: 42 lm/W
Intensity @ 5m: 1572 lux
Color Temperature: 5676 K
CRI: 94.6 CRI R9 Value: 95.8
CQS: 93.9
TLCI: 94
TM-30 Rf: 92.3
TM-30 Rg: 104.0
Beam Angle (50%): 41.1°
Field Angle (10%): 44.8°
Cutoff Angle (3%): 45.5°

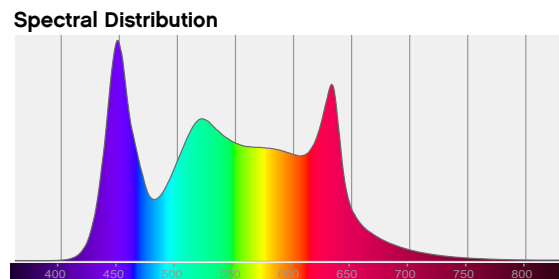
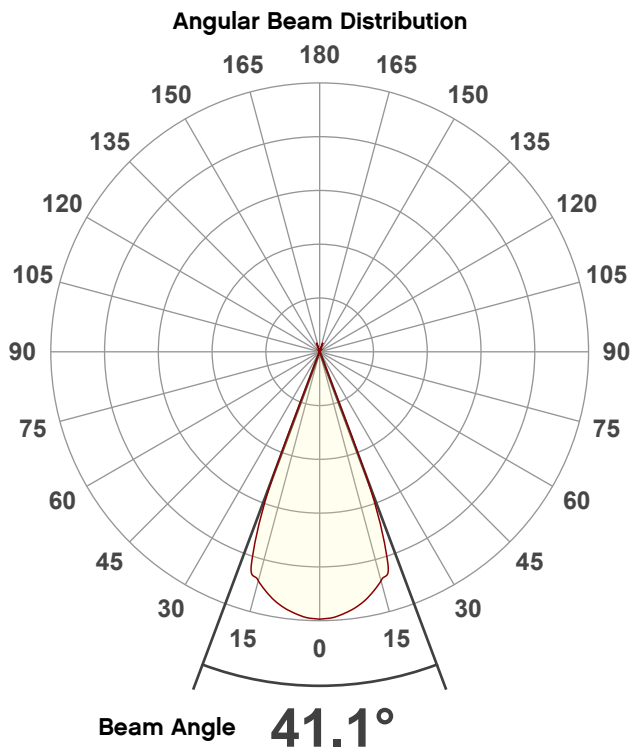


Conditions

AC Supply: 119 V, 60 Hz
Power: 354.43 W
Current: 2.99 A
Power Factor: 0.99

This data sheet conforms to American National Standard E1.9 – 2007 (R2017). All data was measured and calculated by a Viso Systems LabSpion Goniometer at the Chauvet PD Optics Laboratory in Sunrise, FL on 8/1/2022 to LM-63-2002 Standards.

Overall Measurement



Tested Color (CIE 1931):

X: 0.329

Y: 0.339



Light Quality

CRI: 94.6

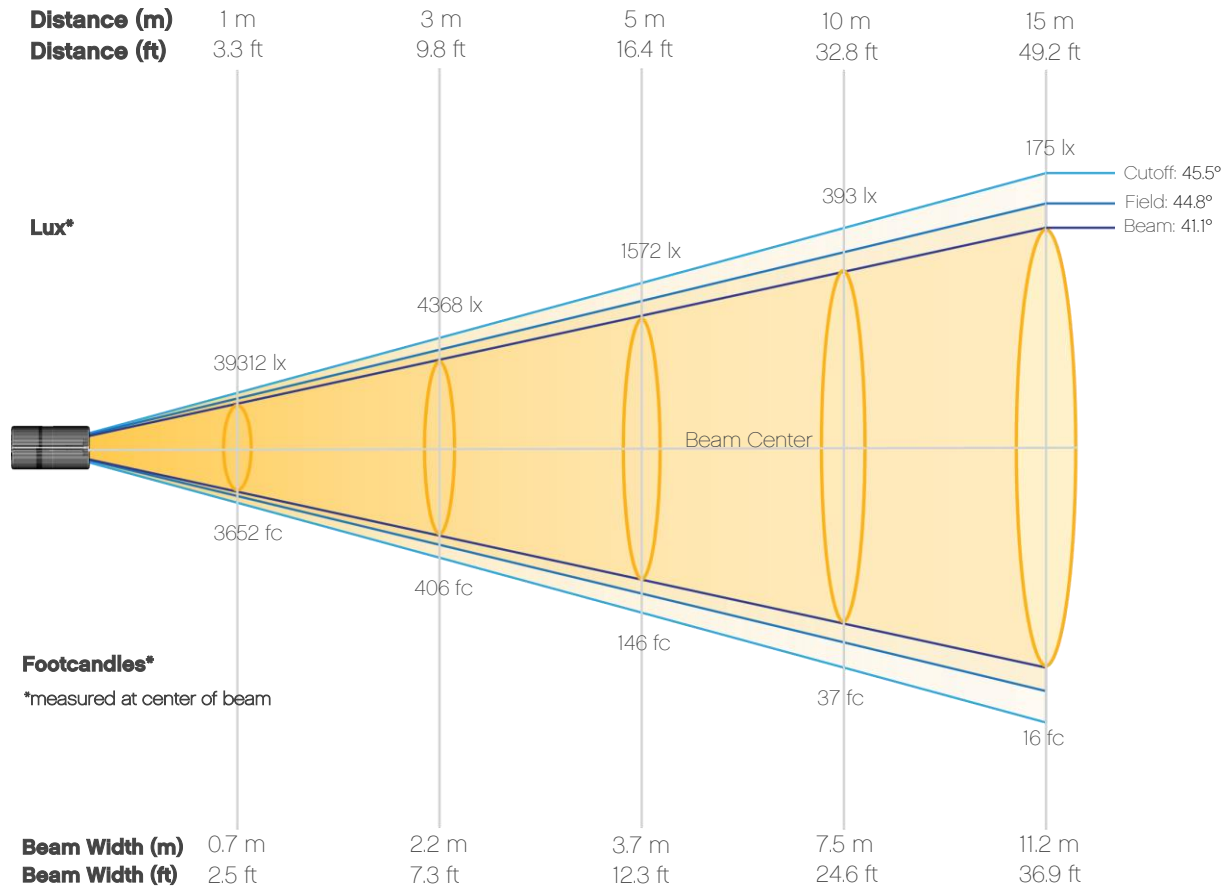
Color Temperature

5676 K

Photometric & Chromaticity Report

Ovation Rêve E-3 IP: 25-50 Zoom Lens-50deg - 5600K

Beam Details

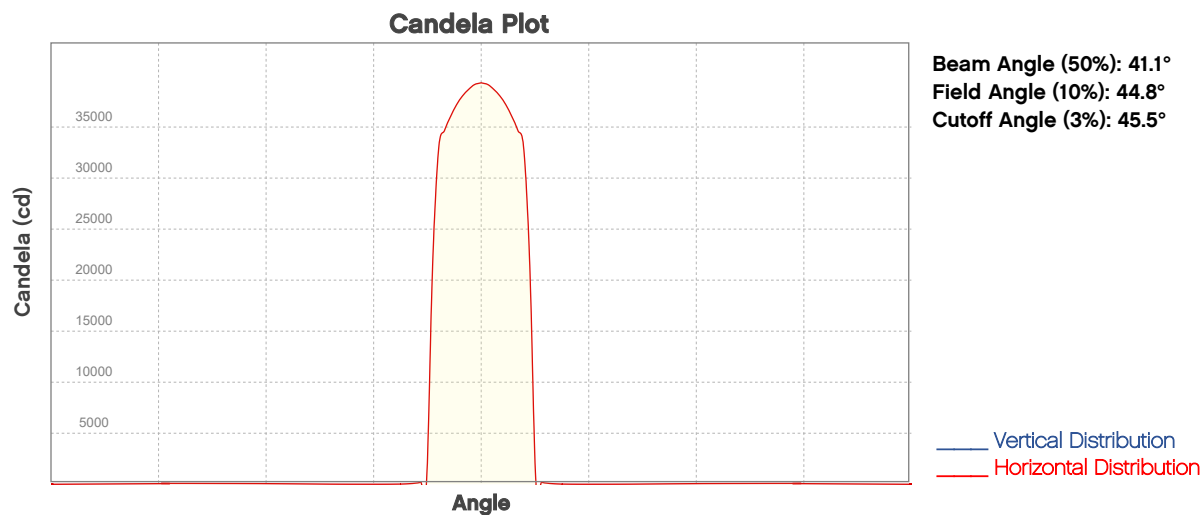


Beam Intensities from 1-20m (3.3-65.6ft)

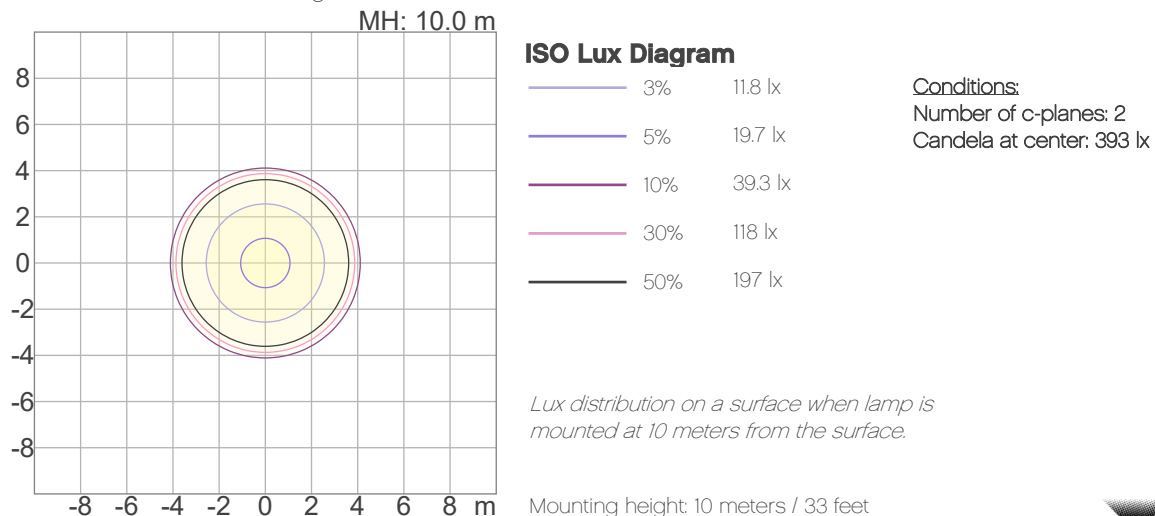
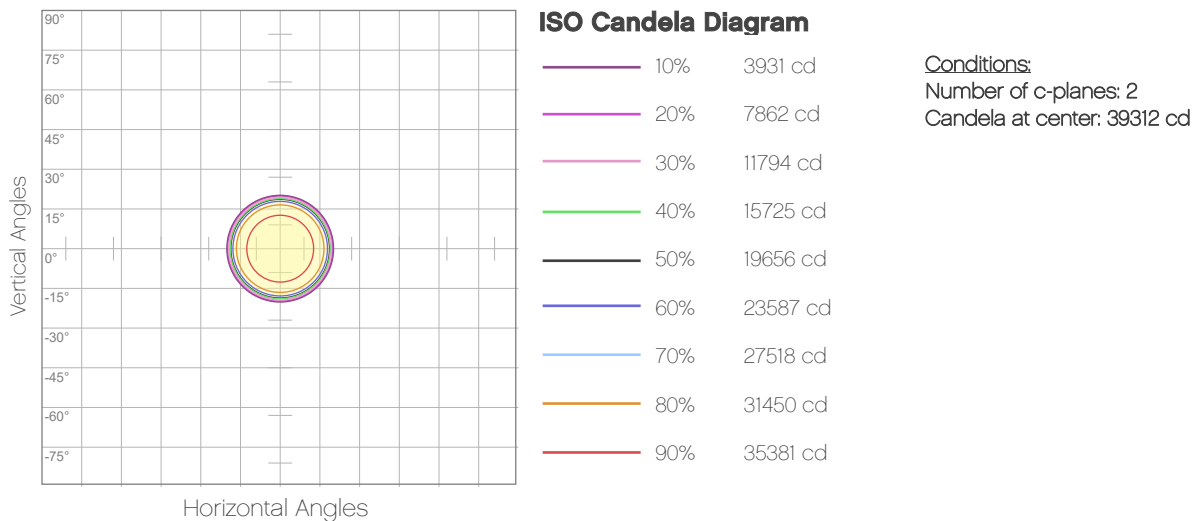
Distance	1m	2m	3m	4m	5m	6m	7m	8m	9m	10m
Lux	39312	9828	4368	2457	1572	1092	802	614	485	393
Distance	11m	12m	13m	14m	15m	16m	17m	18m	19m	20m
Lux	325	273	233	201	175	154	136	121	109	98
Distance	3.3ft	6.6ft	9.8ft	13.1ft	16.4ft	19.7ft	23ft	26.2ft	29.5ft	32.8ft
FC	3652	913	406	228	146	101	75	57	45	37
Distance	36.1ft	39.4ft	42.7ft	45.9ft	49.2ft	52.5ft	55.8ft	59.1ft	62.3ft	65.6ft
FC	30	25	22	19	16	14	13	11	10	9

Photometric & Chromaticity Report

Ovation Rêve E-3 IP: 25-50 Zoom Lens-50deg - 5600K



ISO Diagrams



Chauvet Professional – www.chauvetprofessional.com

© 2022 Chauvet & Sons, LLC. All rights reserved

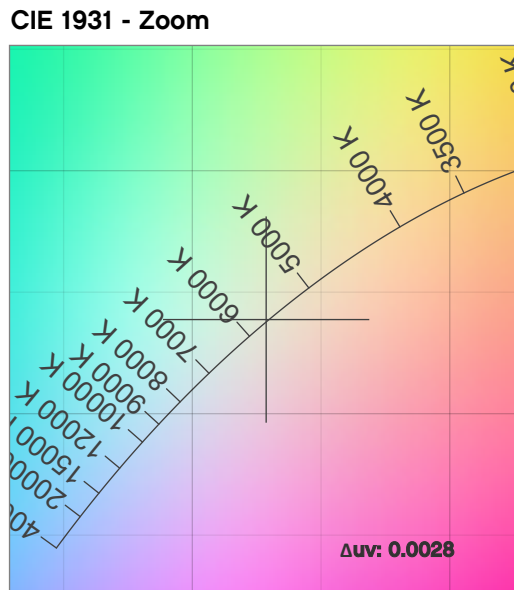
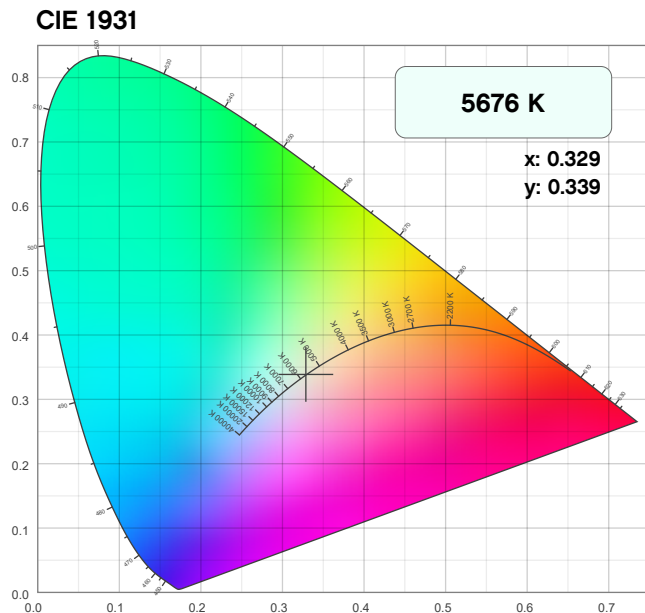
All product specifications, measurements and dimensions are subject to change without notice



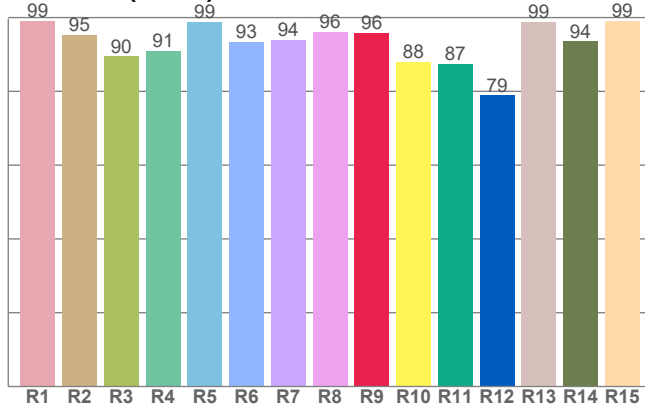
Photometric & Chromaticity Report

Ovation Rêve E-3 IP: 25-50 Zoom Lens-50deg - 5600K

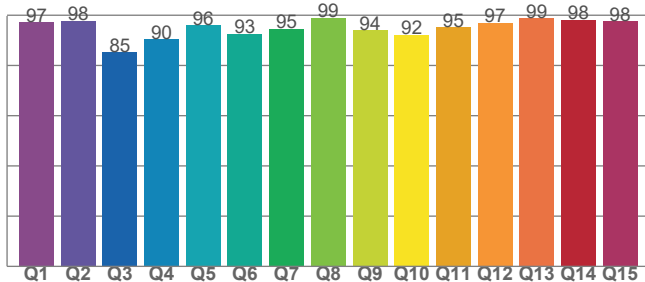
Chromaticity



CRI: 94.6 (R1-R8)



CQS: 93.9



Color Parameters

Color Temperature	Color Coordinate CIE 1931	Color Coordinate CIE 1931
CCT	x	y
5676 K	0.329	0.339

Color Deviation from Black Body Curve	Color Coordinate CIE 1964	Color Coordinate CIE 1964
Δuv	y	u
0.0028	0.339	0.205

Color Rendering Index	Red Component	Color Quality Scale
CRI	CRI - R9	CQS
94.6	95.8	93.9

Television Lighting Consistency Index	Color Fidelity	Color Gamut
TLCI	TM30 - Rf	TM30 Rg
94	92.3	104.0

Photometric & Chromaticity Report

Ovation Rêve E-3 IP: 25-50 Zoom Lens-50deg - 5600K

TM-30 Details

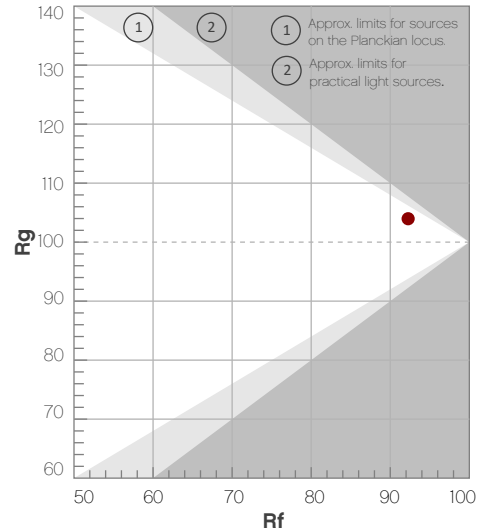
Rf 92.3

Fidelity Index
(R_f)

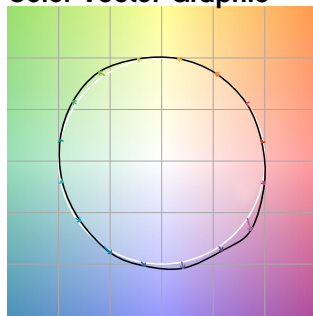
Rg 104.0

Gammut Index
(R_g)

Hue Bin	R _f	Graphic shifts (%)	
		Chroma	Hue
1	95	-1%	-1%
2	98	-1%	1%
3	93	0%	4%
4	93	1%	4%
5	90	2%	4%
6	92	6%	3%
7	94	4%	0%
8	96	1%	-1%
9	96	-2%	2%
10	92	-2%	5%
11	85	2%	9%
12	92	3%	4%
13	92	6%	0%
14	91	5%	1%
15	87	9%	-8%
16	95	2%	-2%



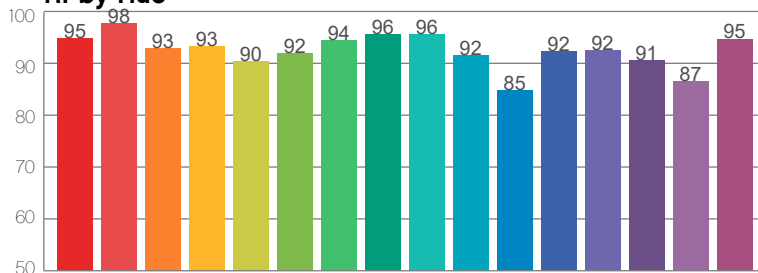
Color Vector Graphic



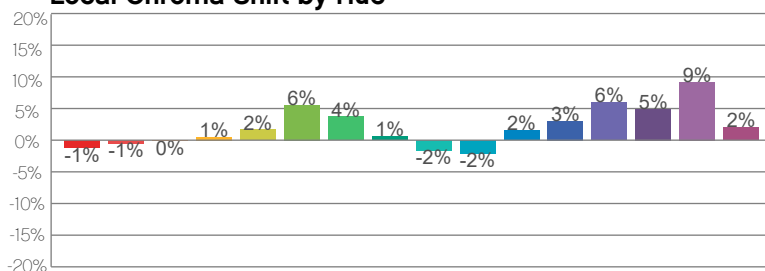
Color Distortion Graphic



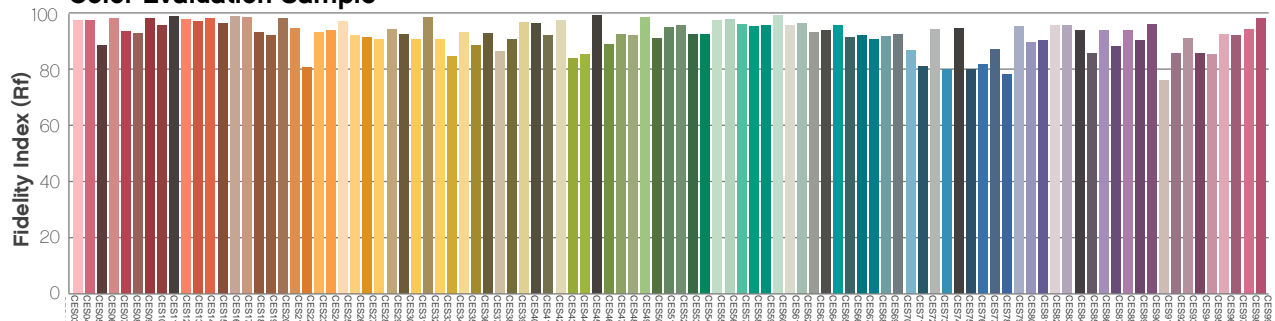
R_f by Hue



Local Chroma Shift by Hue



Color Evaluation Sample



Photometric & Chromaticity Report

Ovation Rêve E-3 IP: 26deg Lens - Full Power

Report Summary

Measurements

Fixture Output: 12178 lm
Fixture Peak: 82501 cd
Fixture Efficacy: 33 lm/W
Intensity @ 5m: 3300 lux
Color Temperature: 6428 K
CRI: 88.0 CRI R9 Value: 52.2
CQS: 93.5
TLCI: 92
TM-30 Rf: 90.6
TM-30 Rg: 108.7
Beam Angle (50%): 26°
Field Angle (10%): 28.2°
Cutoff Angle (3%): 28.6°

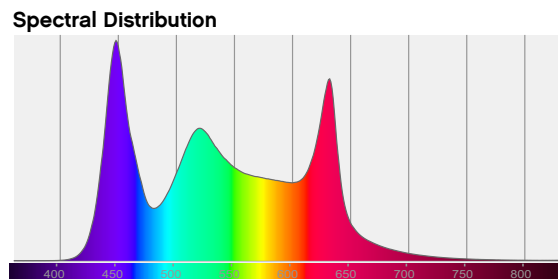
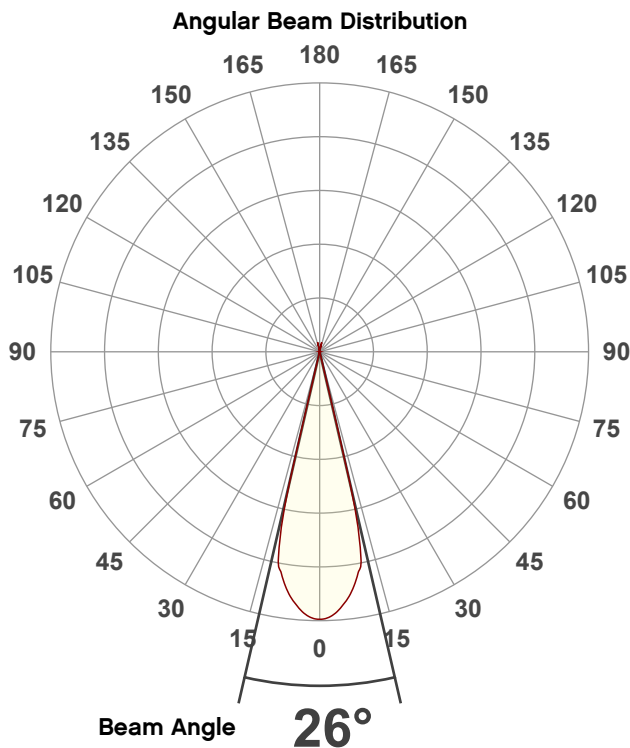


Conditions

AC Supply: 115 V, 60 Hz
Power: 375.8 W
Current: 3.27 A
Power Factor: 1.0

This data sheet conforms to American National Standard E1.9 – 2007 (R2017). All data was measured and calculated by a Viso Systems LabSpion Goniometer at the Chauvet PD Optics Laboratory in Sunrise, FL on 8/1/2022 to LM-63-2002 Standards.


Overall Measurement



Tested Color (CIE 1931):

X: 0.315

Y: 0.320



Light Quality

CRI: 88.0

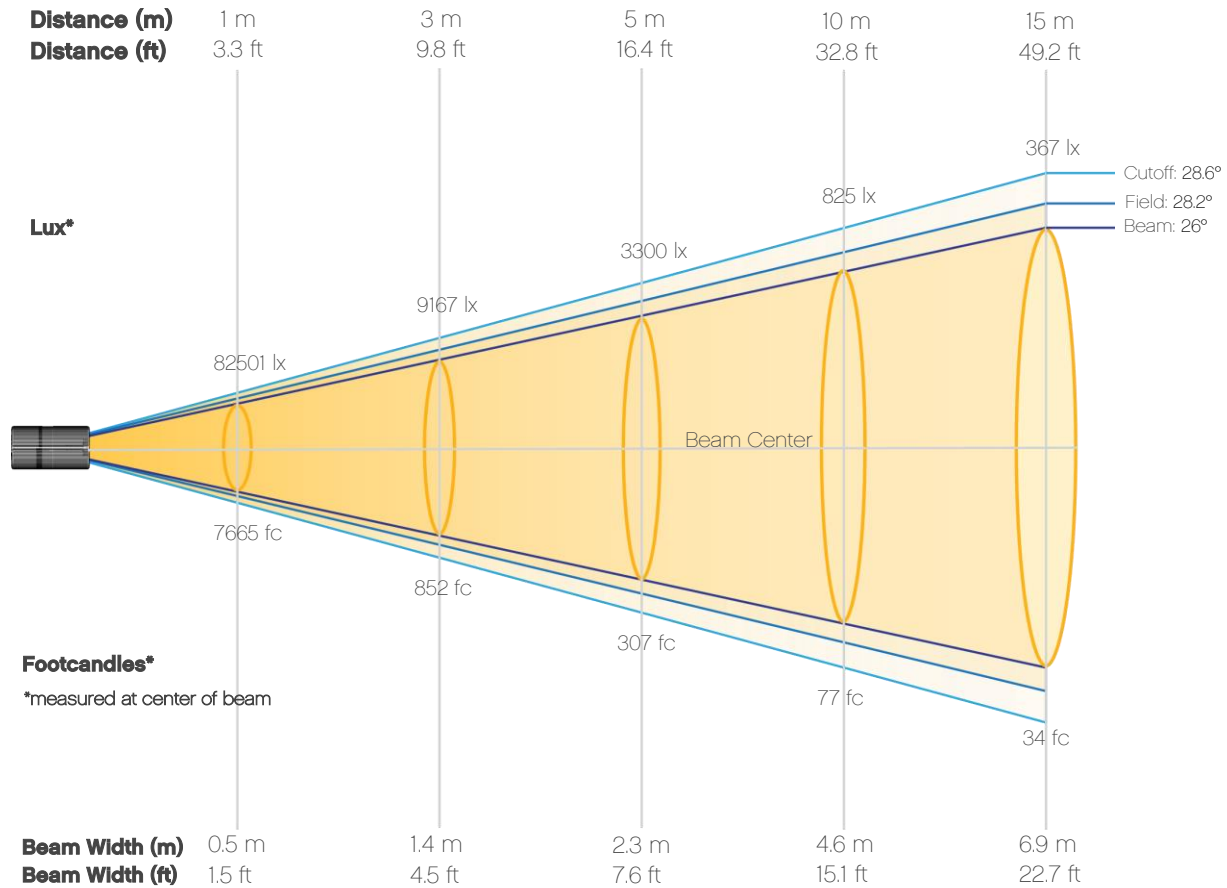
Color Temperature

6428 K

Photometric & Chromaticity Report

Ovation Rêve E-3 IP: 26deg Lens - Full Power

Beam Details

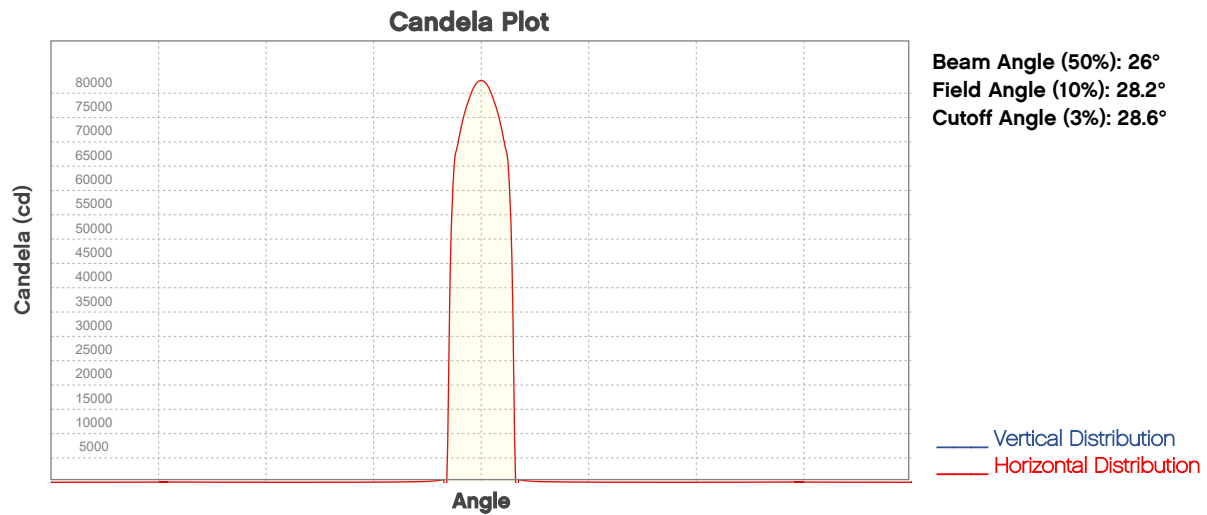


Beam Intensities from 1-20m (3.3-65.6ft)

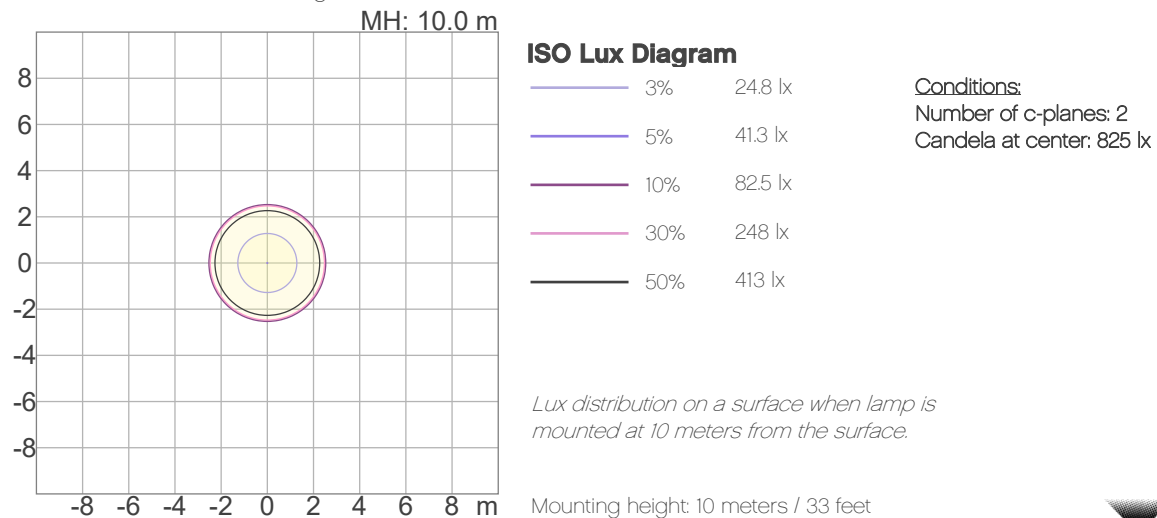
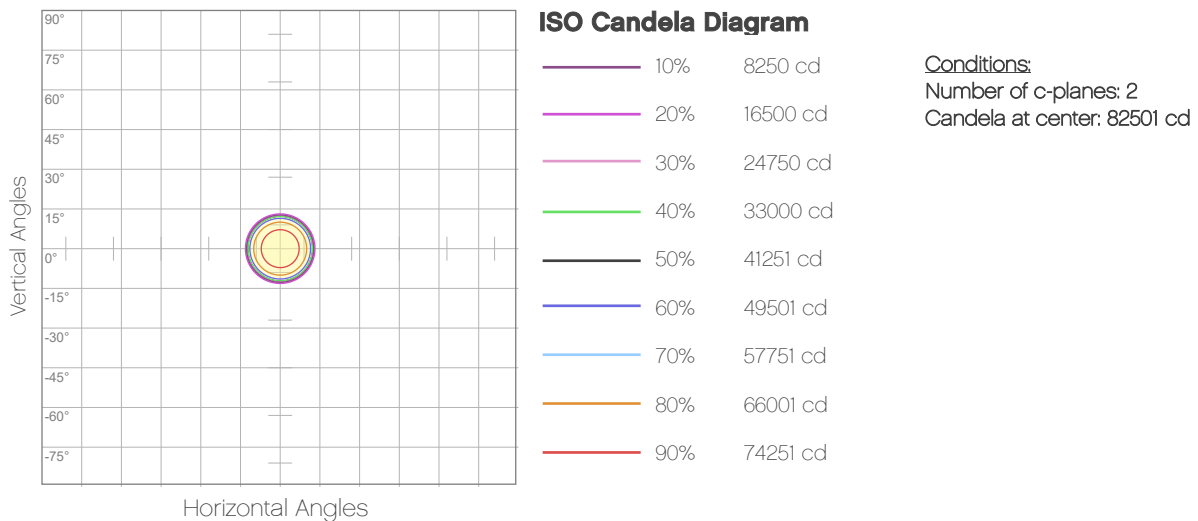
Distance	1m	2m	3m	4m	5m	6m	7m	8m	9m	10m
Lux	82501	20625	9167	5156	3300	2292	1684	1289	1019	825
Distance	11m	12m	13m	14m	15m	16m	17m	18m	19m	20m
Lux	682	573	488	421	367	322	285	255	229	206
Distance	3.3ft	6.6ft	9.8ft	13.1ft	16.4ft	19.7ft	23ft	26.2ft	29.5ft	32.8ft
FC	7665	1916	852	479	307	213	156	120	95	77
Distance	36.1ft	39.4ft	42.7ft	45.9ft	49.2ft	52.5ft	55.8ft	59.1ft	62.3ft	65.6ft
FC	63	53	45	39	34	30	27	24	21	19

Photometric & Chromaticity Report

Ovation Rêve E-3 IP: 26deg Lens - Full Power



ISO Diagrams



Chauvet Professional – www.chauvetprofessional.com

© 2022 Chauvet & Sons, LLC. All rights reserved

All product specifications, measurements and dimensions are subject to change without notice

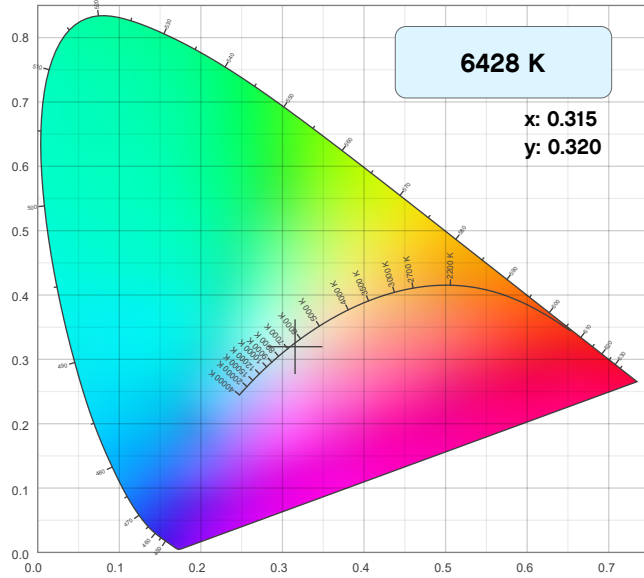


Photometric & Chromaticity Report

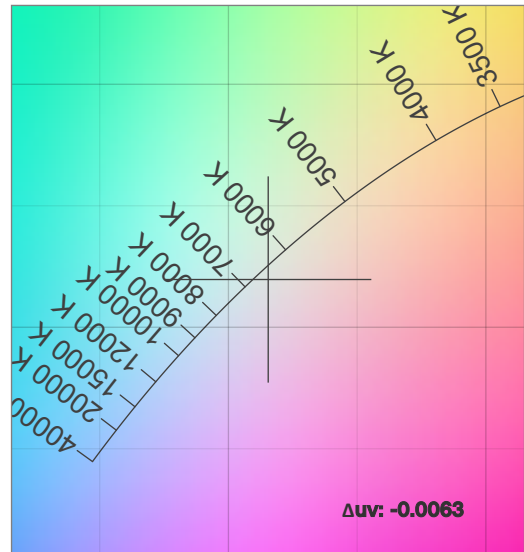
Ovation Rêve E-3 IP: 26deg Lens - Full Power

Chromaticity

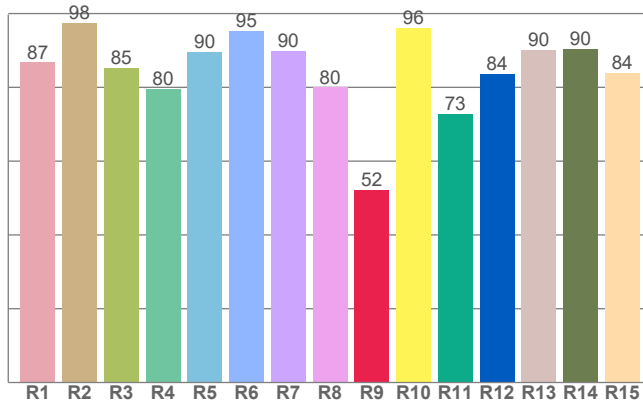
CIE 1931



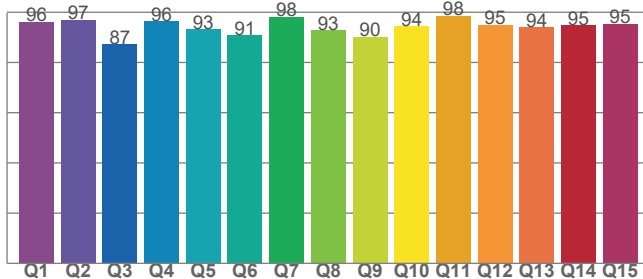
CIE 1931 - Zoom



CRI: 88.0 (R1-R8)



CQS: 93.5



Color Parameters

Color Temperature	Color Coordinate CIE 1931	Color Coordinate CIE 1931
CCT	x	y
6428 K	0.315	0.320

Color Deviation from Black Body Curve	Color Coordinate CIE 1964	Color Coordinate CIE 1964
Δuv	y	u
-0.0063	0.320	0.203

Color Rendering Index	Red Component	Color Quality Scale
CRI	CRI - R9	CQS
88.0	52.2	93.5

Television Lighting Consistency Index	Color Fidelity	Color Gamut
TLCI	TM30 - Rf	TM30 Rg
92	90.6	108.7

Photometric & Chromaticity Report

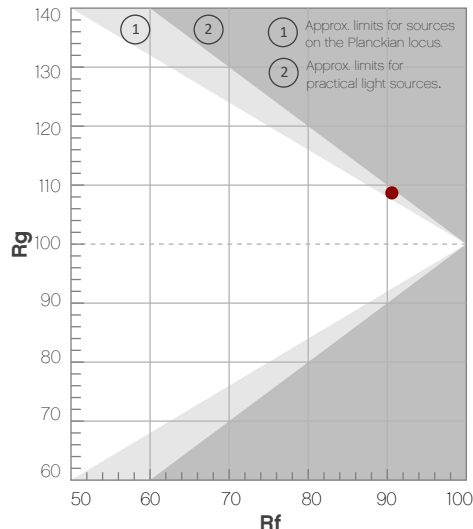
Ovation Rêve E-3 IP: 26deg Lens - Full Power

TM-30 Details

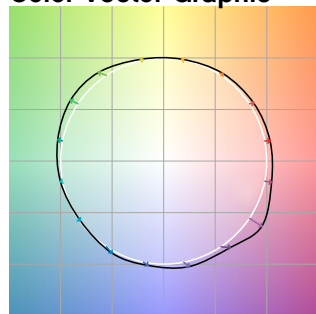
Rf 90.6
Fidelity Index
(R_f)

Rg 108.7
Gammut Index
(R_g)

Hue Bin	R _f	Graphic shifts (%)	
		Chroma	Hue
1	89	5%	-1%
2	93	4%	-2%
3	94	3%	0%
4	95	0%	2%
5	91	1%	3%
6	89	7%	5%
7	88	8%	1%
8	91	5%	0%
9	95	2%	0%
10	94	-1%	3%
11	87	2%	8%
12	92	2%	5%
13	92	5%	4%
14	85	6%	7%
15	84	14%	0%
16	88	7%	0%



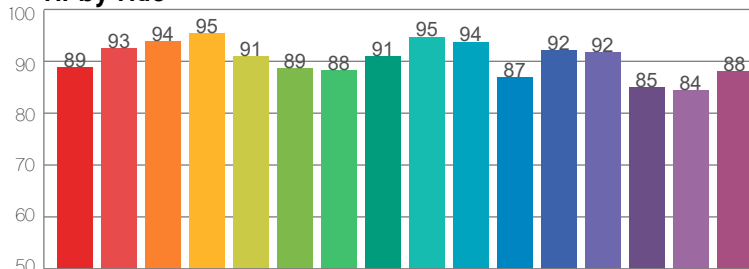
Color Vector Graphic



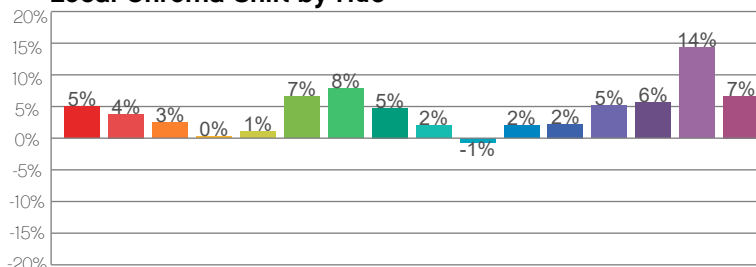
Color Distortion Graphic



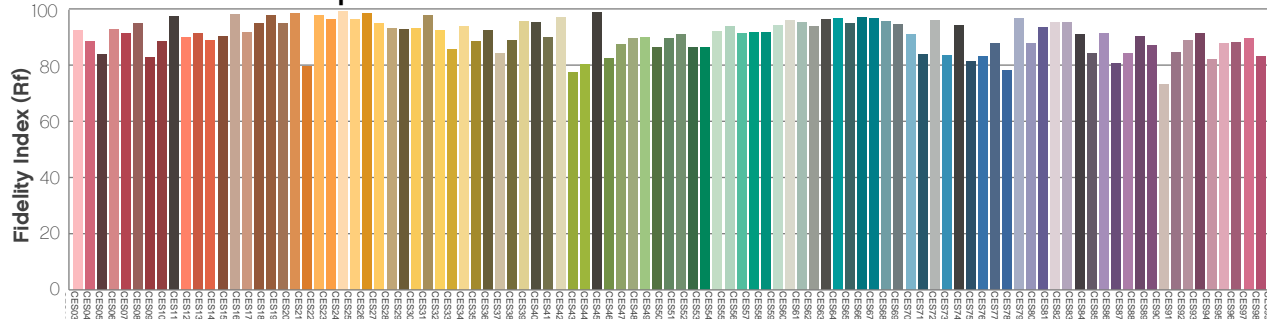
R_f by Hue



Local Chroma Shift by Hue



Color Evaluation Sample



Photometric & Chromaticity Report

Ovation Rêve E-3 IP: 26deg Lens - 3200K

Report Summary

Measurements

Fixture Output: 12346 lm
Fixture Peak: 83867 cd
Fixture Efficacy: 37 lm/W
Intensity @ 5m: 3355 lux
Color Temperature: 3194 K
CRI: 93.5 CRI R9 Value: 87.2
CQS: 94.6
TLCI: 88
TM-30 Rf: 93.7
TM-30 Rg: 104.7
Beam Angle (50%): 25.6°
Field Angle (10%): 28.4°
Cutoff Angle (3%): 30.2°

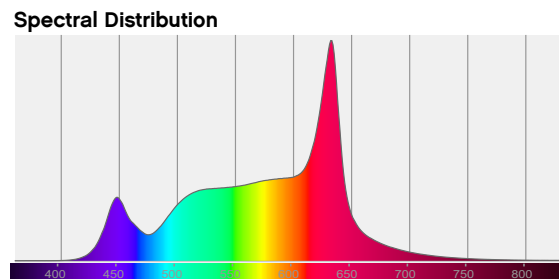
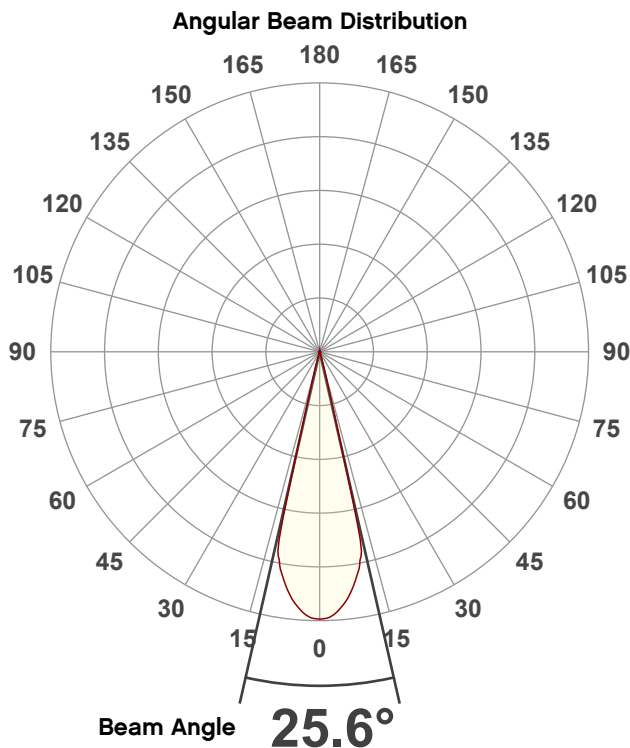


Conditions

AC Supply: 118 V, 60 Hz
Power: 337.85 W
Current: 2.87 A
Power Factor: 0.99

This data sheet conforms to American National Standard E1.9 – 2007 (R2017). All data was measured and calculated by a Viso Systems LabSpion Goniometer at the Chauvet PD Optics Laboratory in Sunrise, FL on 8/1/2022 to LM-63-2002 Standards.

Overall Measurement



Tested Color (CIE 1931):

X: 0.422

Y: 0.394



Light Quality

CRI: 93.5

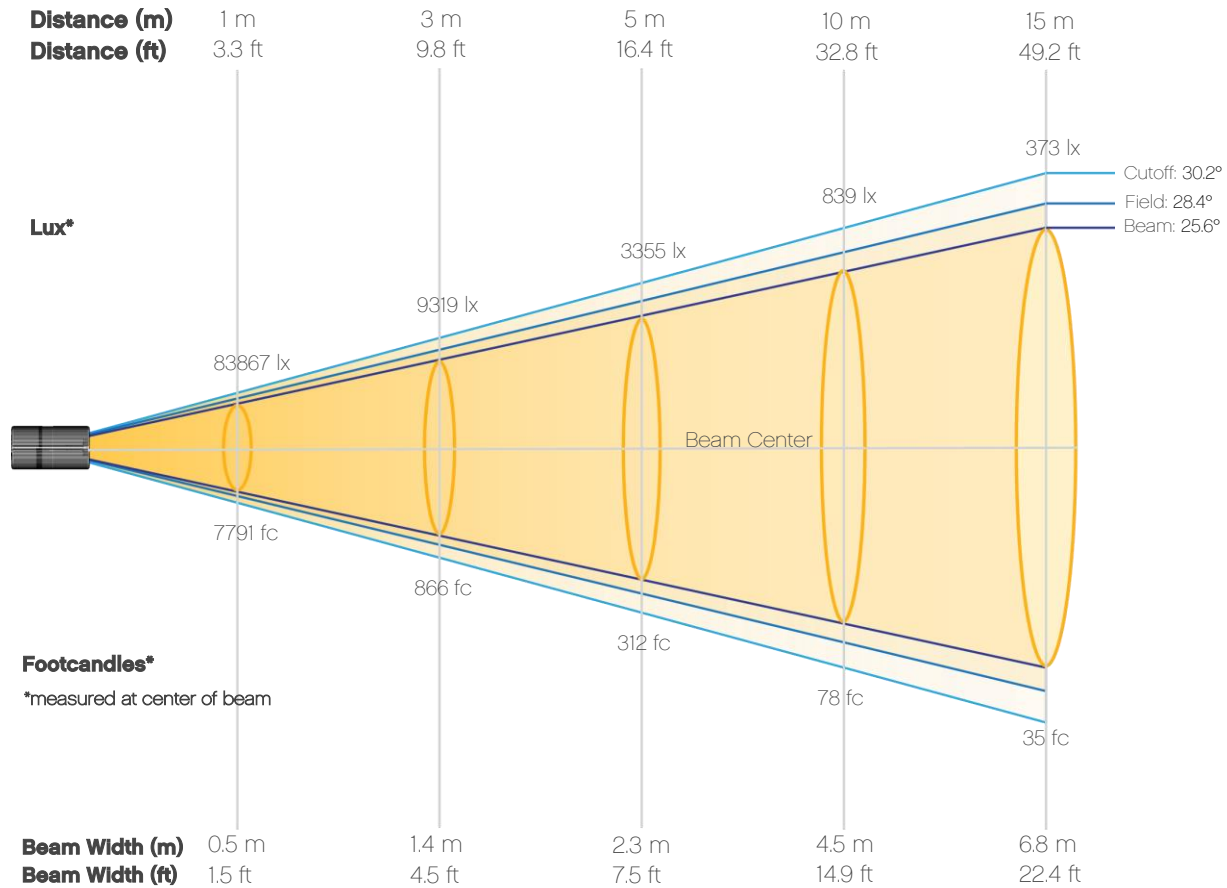
Color Temperature

3194 K

Photometric & Chromaticity Report

Ovation Rêve E-3 IP: 26deg Lens - 3200K

Beam Details

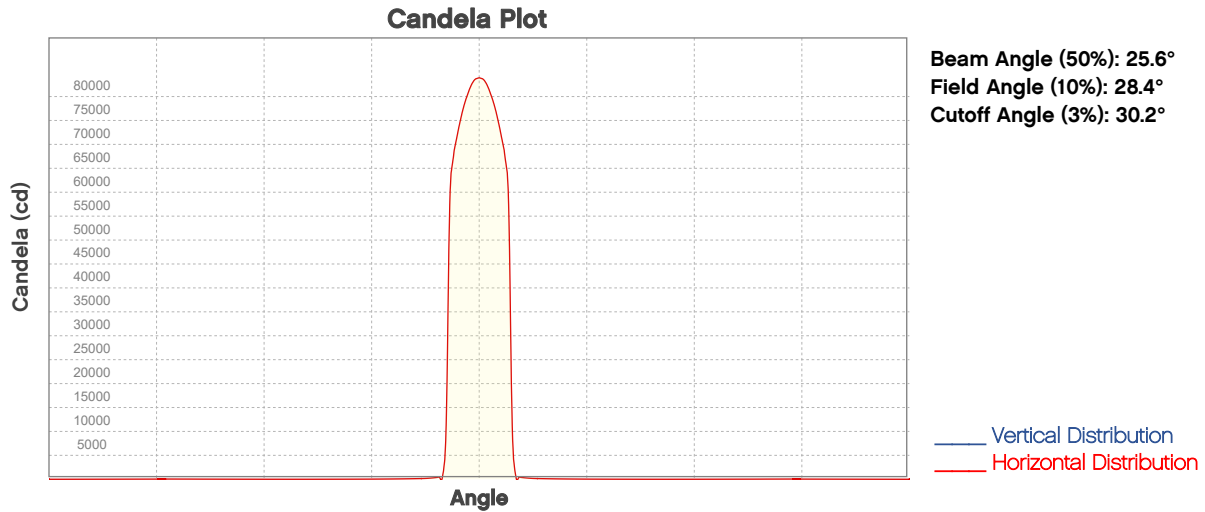


Beam Intensities from 1-20m (3.3-65.6ft)

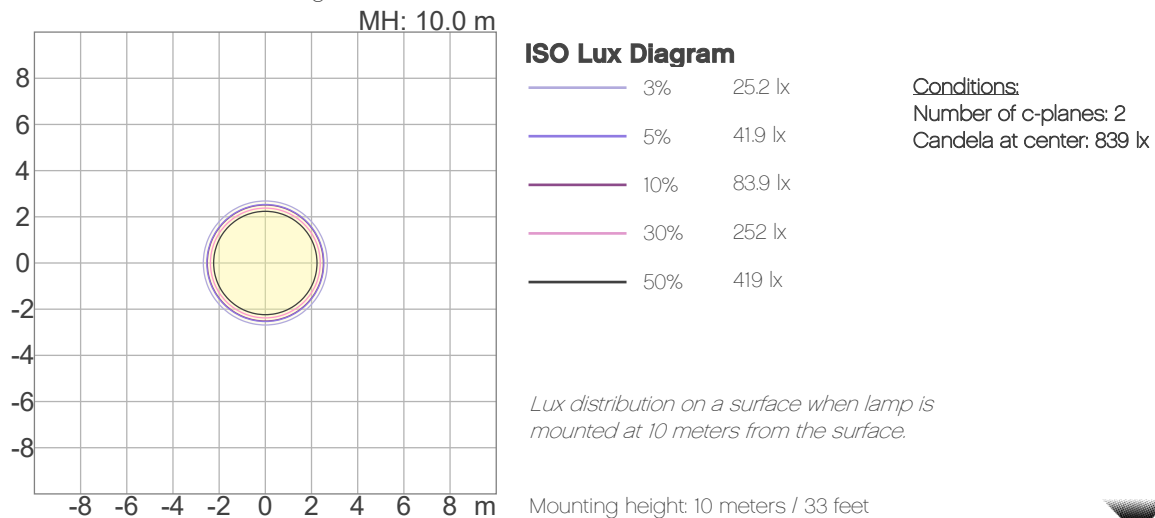
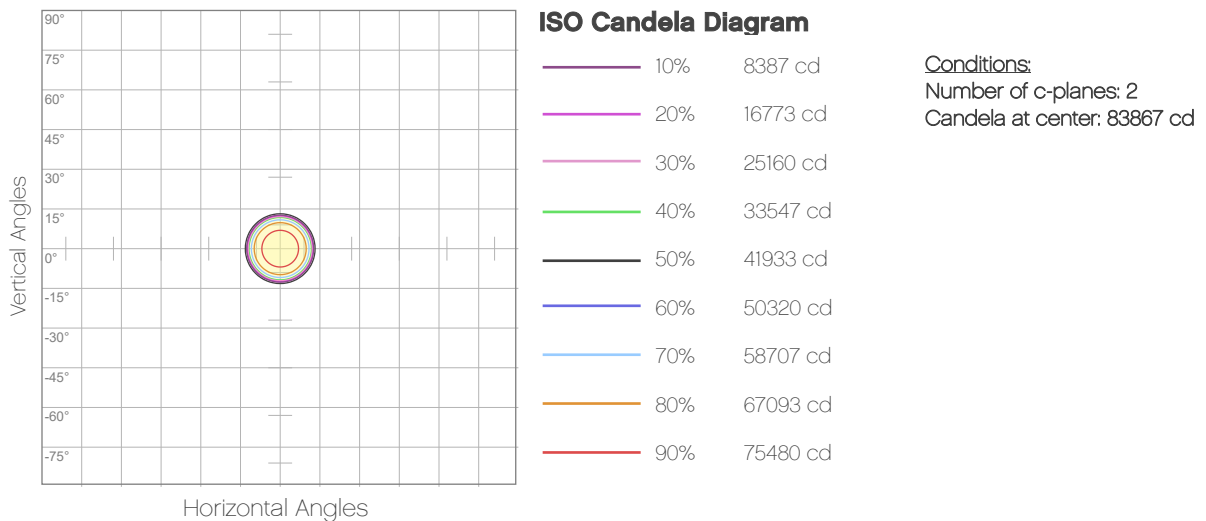
Distance	1m	2m	3m	4m	5m	6m	7m	8m	9m	10m
Lux	83867	20967	9319	5242	3355	2330	1712	1310	1035	839
Distance	11m	12m	13m	14m	15m	16m	17m	18m	19m	20m
Lux	693	582	496	428	373	328	290	259	232	210
Distance	3.3ft	6.6ft	9.8ft	13.1ft	16.4ft	19.7ft	23ft	26.2ft	29.5ft	32.8ft
FC	7791	1948	866	487	312	216	159	122	96	78
Distance	36.1ft	39.4ft	42.7ft	45.9ft	49.2ft	52.5ft	55.8ft	59.1ft	62.3ft	65.6ft
FC	64	54	46	40	35	30	27	24	22	19

Photometric & Chromaticity Report

Ovation Rêve E-3 IP: 26deg Lens - 3200K



ISO Diagrams



Chauvet Professional – www.chauvetprofessional.com

© 2022 Chauvet & Sons, LLC. All rights reserved

All product specifications, measurements and dimensions are subject to change without notice

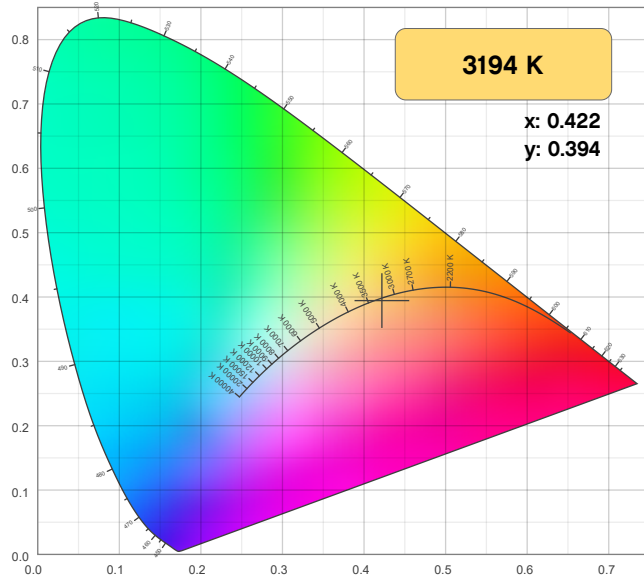


Photometric & Chromaticity Report

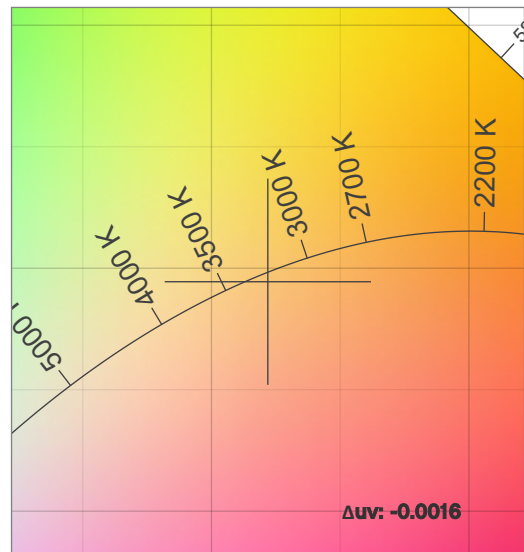
Ovation Rêve E-3 IP: 26deg Lens - 3200K

Chromaticity

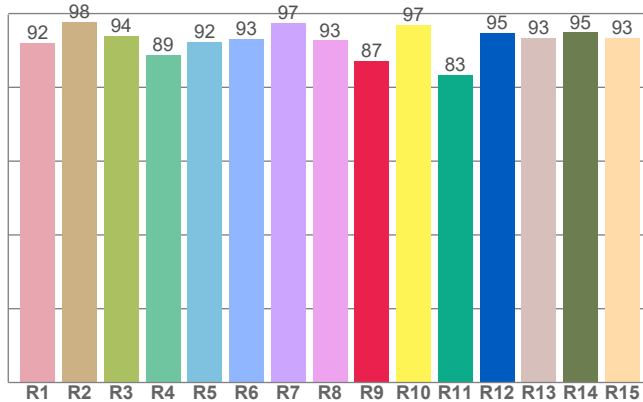
CIE 1931



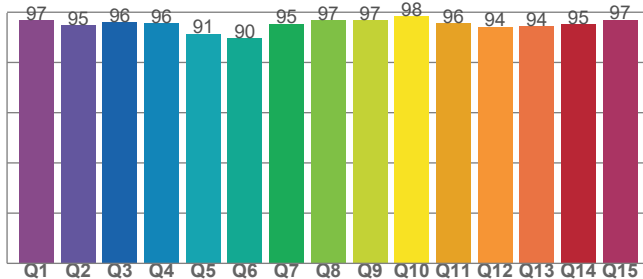
CIE 1931 - Zoom



CRI: 93.5 (R1-R8)



CQS: 94.6



Color Parameters

Color Temperature	Color Coordinate CIE 1931	Color Coordinate CIE 1931
CCT	x	y
3194 K	0.422	0.394

Color Deviation from Black Body Curve	Color Coordinate CIE 1964	Color Coordinate CIE 1964
Δuv	y	u
-0.0016	0.394	0.245

Color Rendering Index	Red Component	Color Quality Scale
CRI	CRI - R9	CQS
93.5	87.2	94.6

Television Lighting Consistency Index	Color Fidelity	Color Gamut
TLCI	TM30 - Rf	TM30 Rg
88	93.7	104.7

Photometric & Chromaticity Report

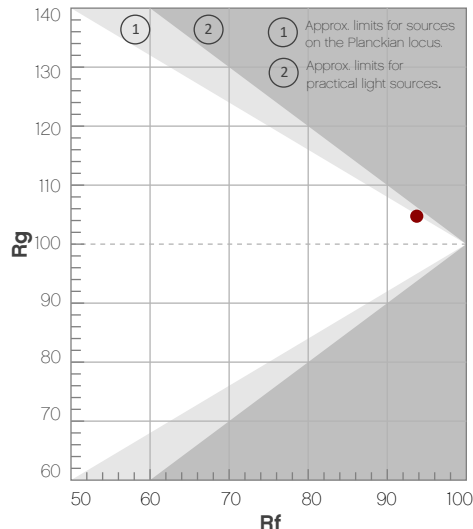
Ovation Rêve E-3 IP: 26deg Lens - 3200K

TM-30 Details

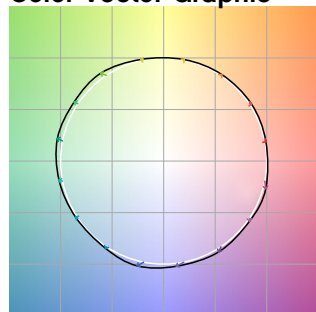
Rf 93.7
Fidelity Index
(Rg)

Rg 104.7
Gammut Index
(Rg)

		Graphic shifts (%)		
Hue Bin	Rf	Chroma	Hue	
1	95	1%	-1%	
2	95	2%	-1%	
3	94	1%	0%	
4	97	0%	0%	
5	95	1%	2%	
6	91	5%	3%	
7	93	4%	0%	
8	91	5%	-1%	
9	94	3%	-2%	
10	95	1%	-2%	
11	96	2%	0%	
12	89	5%	-5%	
13	89	2%	-8%	
14	92	3%	-5%	
15	93	2%	-2%	
16	90	2%	-7%	



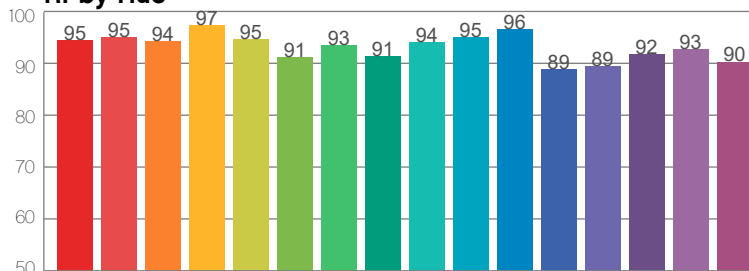
Color Vector Graphic



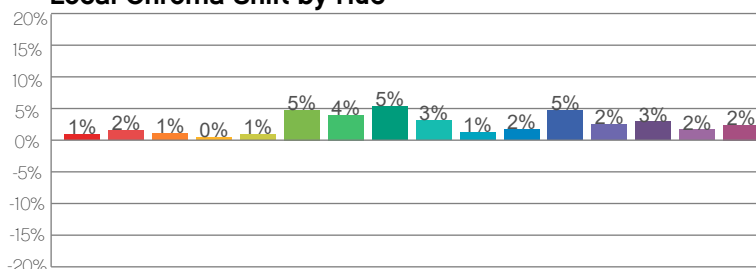
Color Distortion Graphic



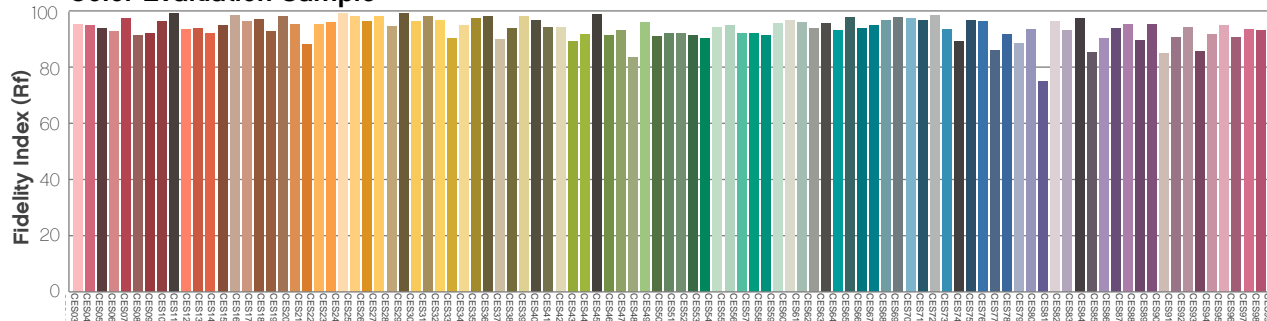
Rf by Hue



Local Chroma Shift by Hue



Color Evaluation Sample



Photometric & Chromaticity Report

Ovation Rêve E-3 IP: 26deg Lens - 4000K

Report Summary

Measurements

Fixture Output: 13640 lm
Fixture Peak: 92524 cd
Fixture Efficacy: 37 lm/W
Intensity @ 5m: 3701 lux
Color Temperature: 4048 K
CRI: 95.4 CRI R9 Value: 92.8
CQS: 96.3
TLCI: 91
TM-30 Rf: 94.2
TM-30 Rg: 103.5
Beam Angle (50%): 26°
Field Angle (10%): 28.2°
Cutoff Angle (3%): 28.7°

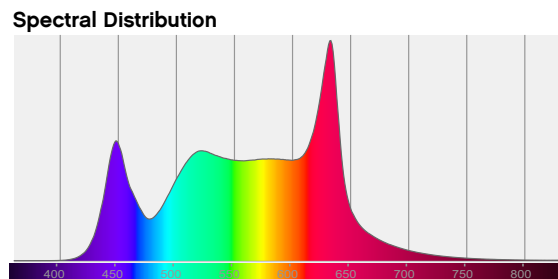
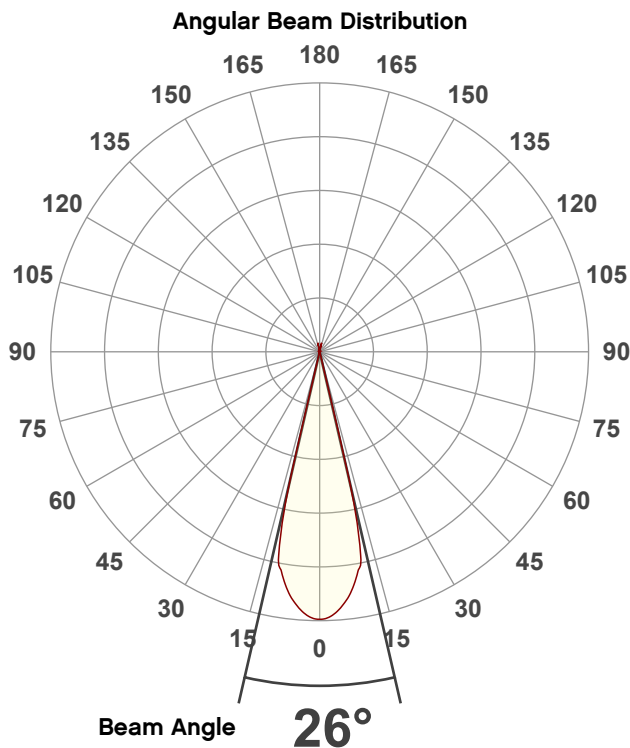


Conditions

AC Supply: 117 V, 60 Hz
Power: 368.94 W
Current: 3.15 A
Power Factor: 1.0

This data sheet conforms to American National Standard E1.9 – 2007 (R2017). All data was measured and calculated by a Viso Systems LabSpion Goniometer at the Chauvet PD Optics Laboratory in Sunrise, FL on 8/1/2022 to LM-63-2002 Standards.


Overall Measurement



Tested Color (CIE 1931):

X: 0.379

Y: 0.379



Light Quality

CRI: 95.4

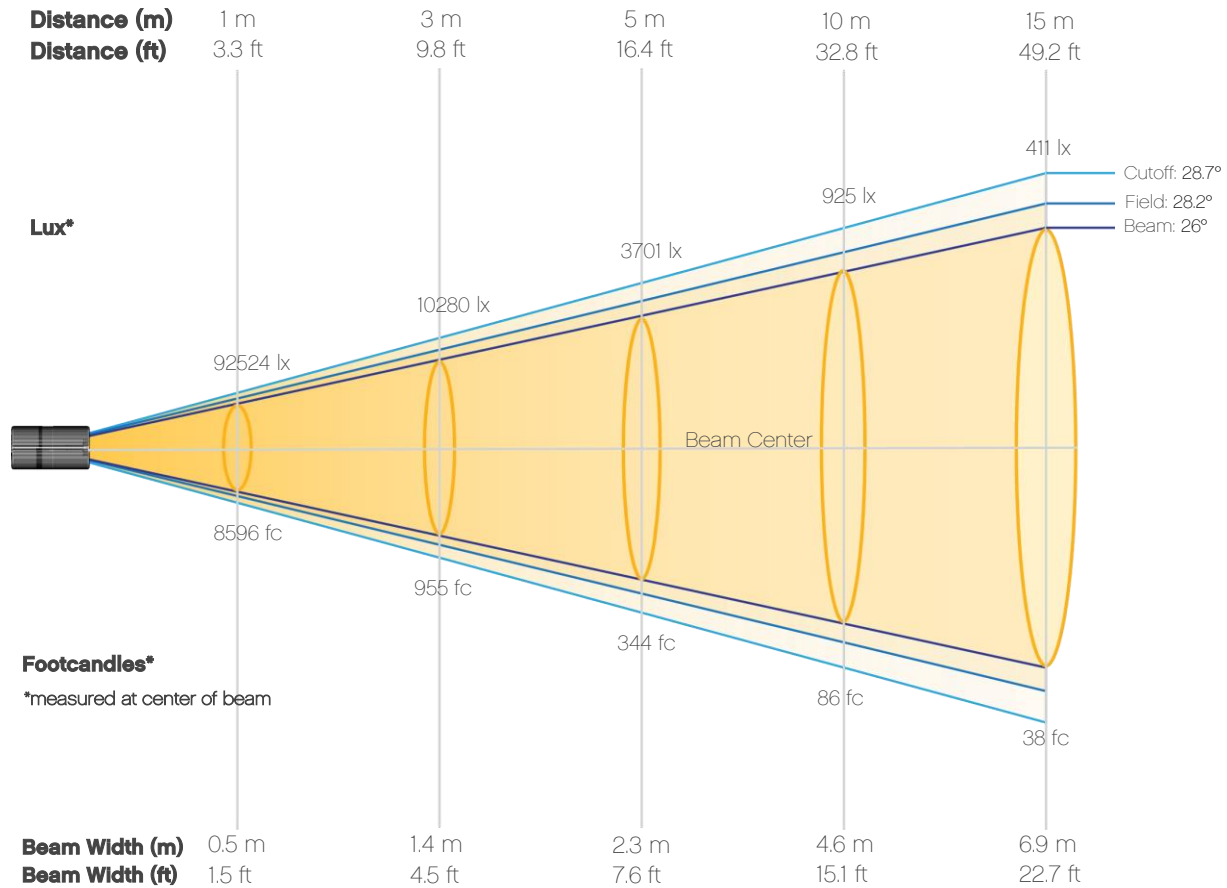
Color Temperature

4048 K

Photometric & Chromaticity Report

Ovation Rêve E-3 IP: 26deg Lens - 4000K

Beam Details

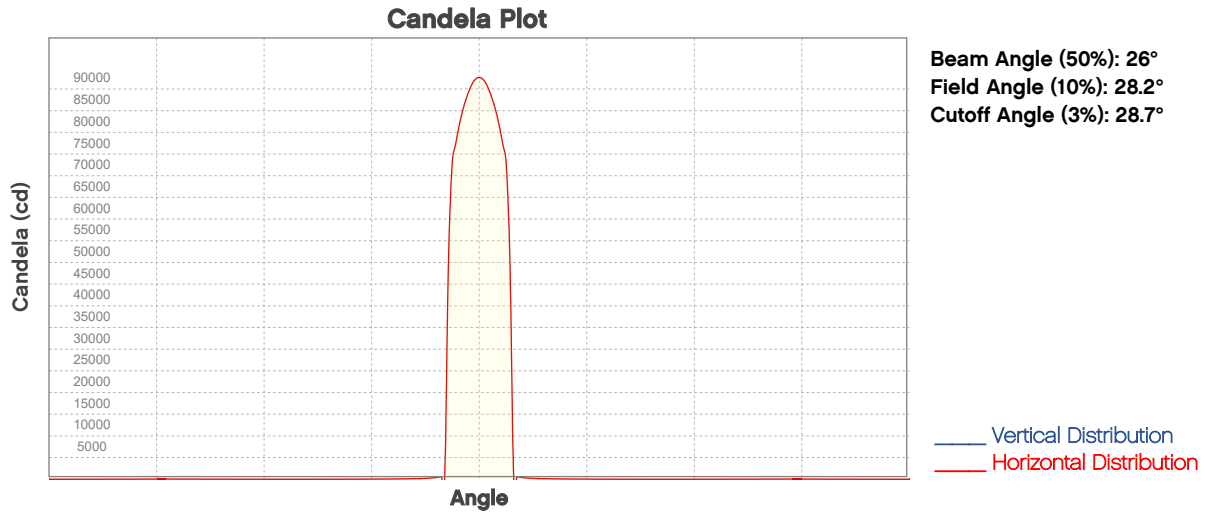


Beam Intensities from 1-20m (3.3-65.6ft)

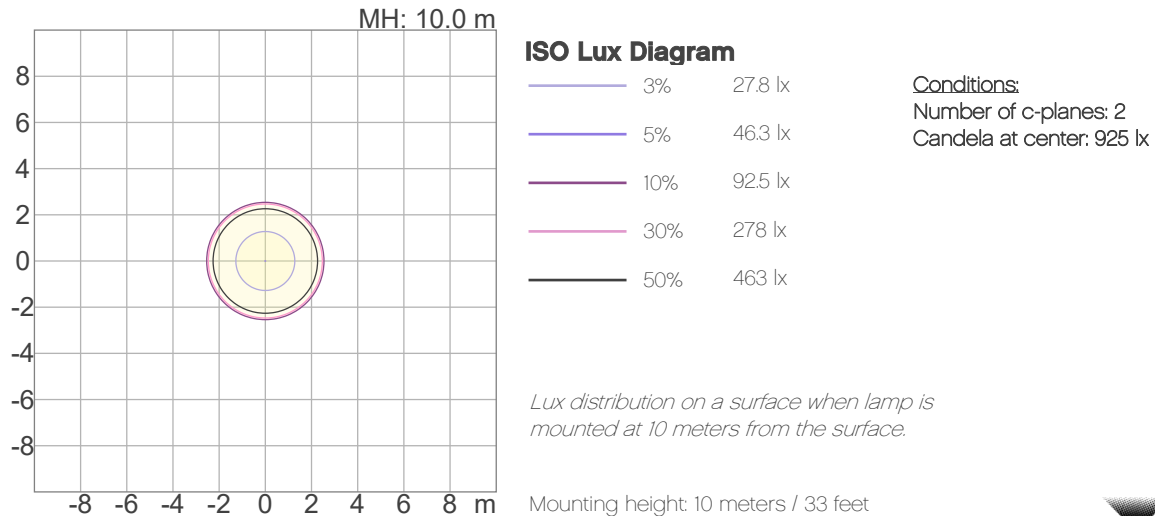
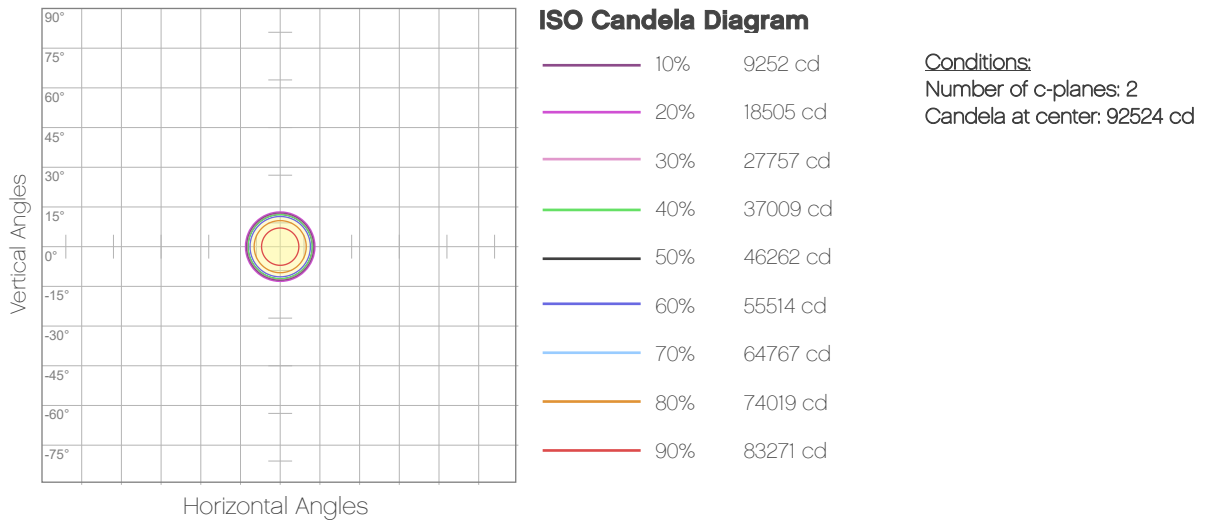
Distance	1m	2m	3m	4m	5m	6m	7m	8m	9m	10m
Lux	92524	23131	10280	5783	3701	2570	1888	1446	1142	925
Distance	11m	12m	13m	14m	15m	16m	17m	18m	19m	20m
Lux	765	643	547	472	411	361	320	286	256	231
Distance	3.3ft	6.6ft	9.8ft	13.1ft	16.4ft	19.7ft	23ft	26.2ft	29.5ft	32.8ft
FC	8596	2149	955	537	344	239	175	134	106	86
Distance	36.1ft	39.4ft	42.7ft	45.9ft	49.2ft	52.5ft	55.8ft	59.1ft	62.3ft	65.6ft
FC	71	60	51	44	38	34	30	27	24	21

Photometric & Chromaticity Report

Ovation Rêve E-3 IP: 26deg Lens - 4000K



ISO Diagrams



Chauvet Professional – www.chauvetprofessional.com

© 2022 Chauvet & Sons, LLC. All rights reserved

All product specifications, measurements and dimensions are subject to change without notice

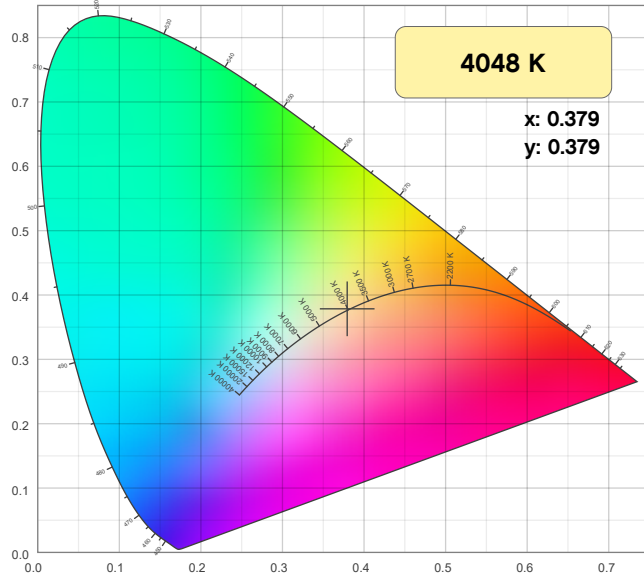


Photometric & Chromaticity Report

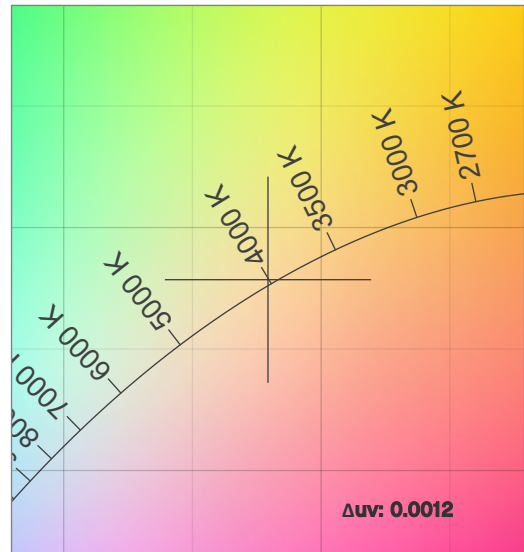
Ovation Rêve E-3 IP: 26deg Lens - 4000K

Chromaticity

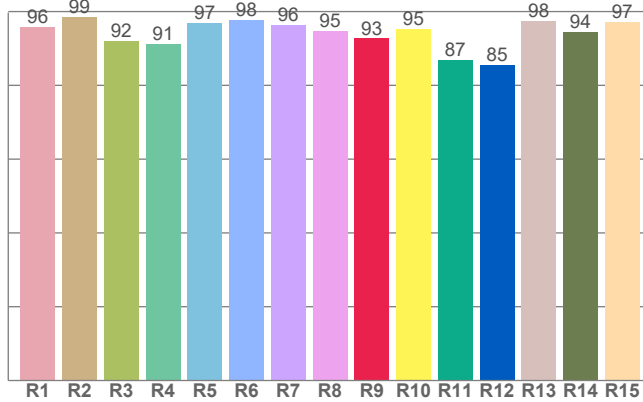
CIE 1931



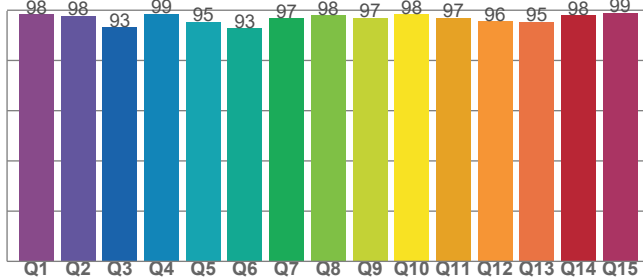
CIE 1931 - Zoom



CRI: 95.4 (R1-R8)



CQS: 96.3



Color Parameters

Color Temperature	Color Coordinate CIE 1931	Color Coordinate CIE 1931
CCT	x	y
4048 K	0.379	0.379

Color Deviation from Black Body Curve	Color Coordinate CIE 1964	Color Coordinate CIE 1964
Δuv	y	u
0.0012	0.379	0.224

Color Rendering Index	Red Component	Color Quality Scale
CRI	CRI - R9	CQS
95.4	92.8	96.3

Television Lighting Consistency Index	Color Fidelity	Color Gamut
TLCI	TM30 - Rf	TM30 Rg
91	94.2	103.5

Photometric & Chromaticity Report

Ovation Rêve E-3 IP: 26deg Lens - 4000K

TM-30 Details

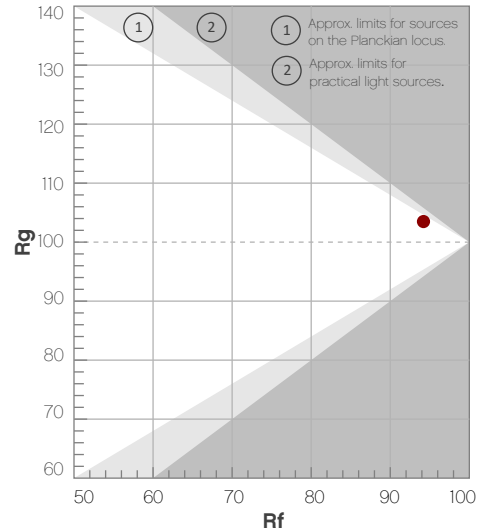
Rf 94.2

Fidelity Index
(R_f)

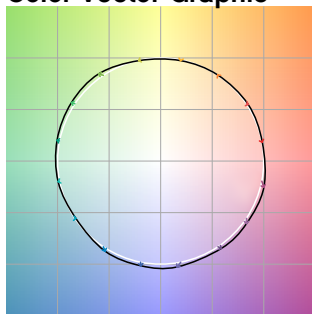
Rg 103.5

Gammut Index
(R_g)

Hue Bin	R _f	Graphic shifts (%)	
		Chroma	Hue
1	95	0%	-1%
2	96	1%	-2%
3	96	0%	0%
4	98	-1%	0%
5	94	0%	2%
6	93	4%	3%
7	94	3%	1%
8	94	2%	0%
9	96	1%	0%
10	97	-1%	1%
11	92	3%	4%
12	90	3%	1%
13	92	4%	-4%
14	95	3%	2%
15	92	3%	-4%
16	90	3%	-5%



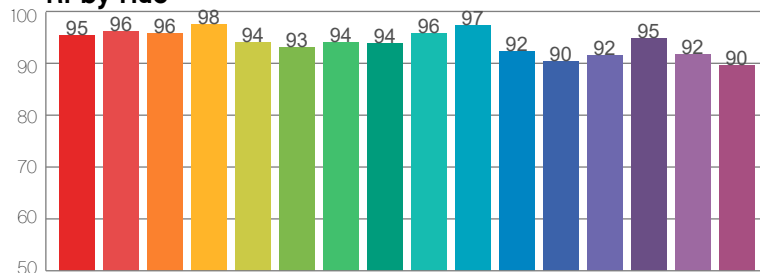
Color Vector Graphic



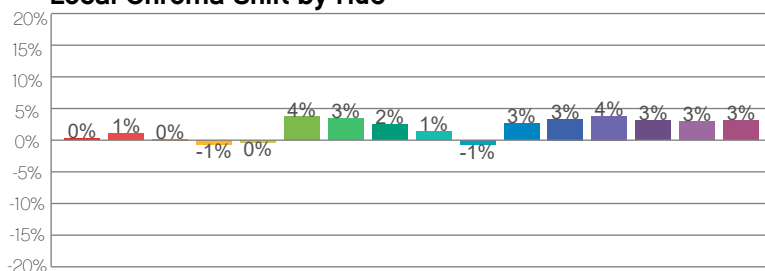
Color Distortion Graphic



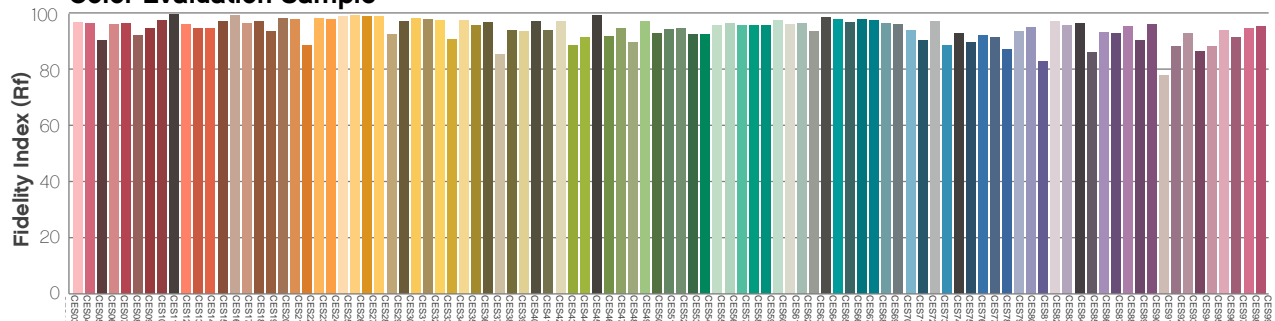
R_f by Hue



Local Chroma Shift by Hue



Color Evaluation Sample



Photometric & Chromaticity Report

Ovation Rêve E-3 IP: 26deg Lens - 5600K

Report Summary

Measurements

Fixture Output: 12910 lm
Fixture Peak: 87500 cd
Fixture Efficacy: 36 lm/W
Intensity @ 5m: 3500 lux
Color Temperature: 5646 K
CRI: 94.5 CRI R9 Value: 97.8
CQS: 94.4
TLCI: 93
TM-30 Rf: 92.5
TM-30 Rg: 104.3
Beam Angle (50%): 25.9°
Field Angle (10%): 28°
Cutoff Angle (3%): 28.4°

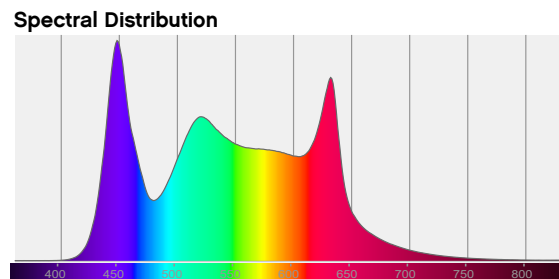
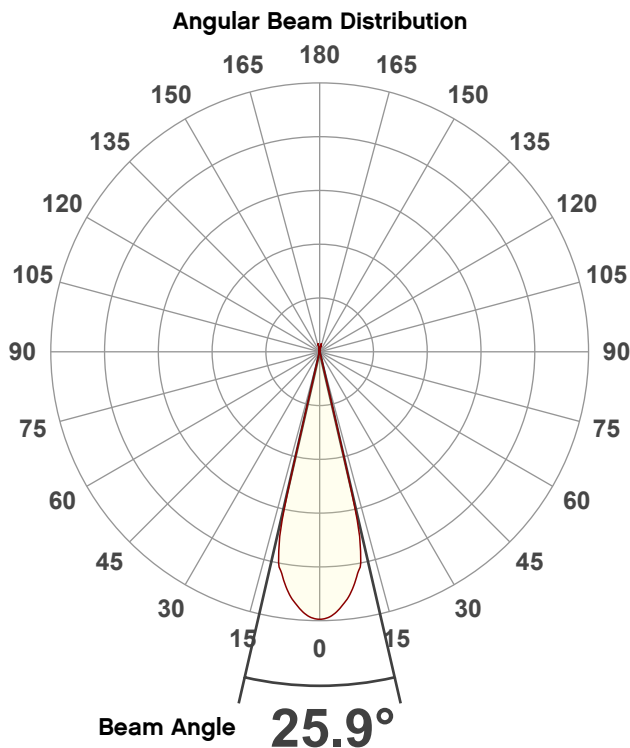


Conditions

AC Supply: 117 V, 60 Hz
Power: 361.97 W
Current: 3.09 A
Power Factor: 1.0

This data sheet conforms to American National Standard E1.9 - 2007 (R2017). All data was measured and calculated by a Viso Systems LabSpion Goniometer at the Chauvet PD Optics Laboratory in Sunrise, FL on 8/1/2022 to LM-63-2002 Standards.


Overall Measurement



Tested Color (CIE 1931):

X: 0.329

Y: 0.340



Light Quality

CRI: 94.5

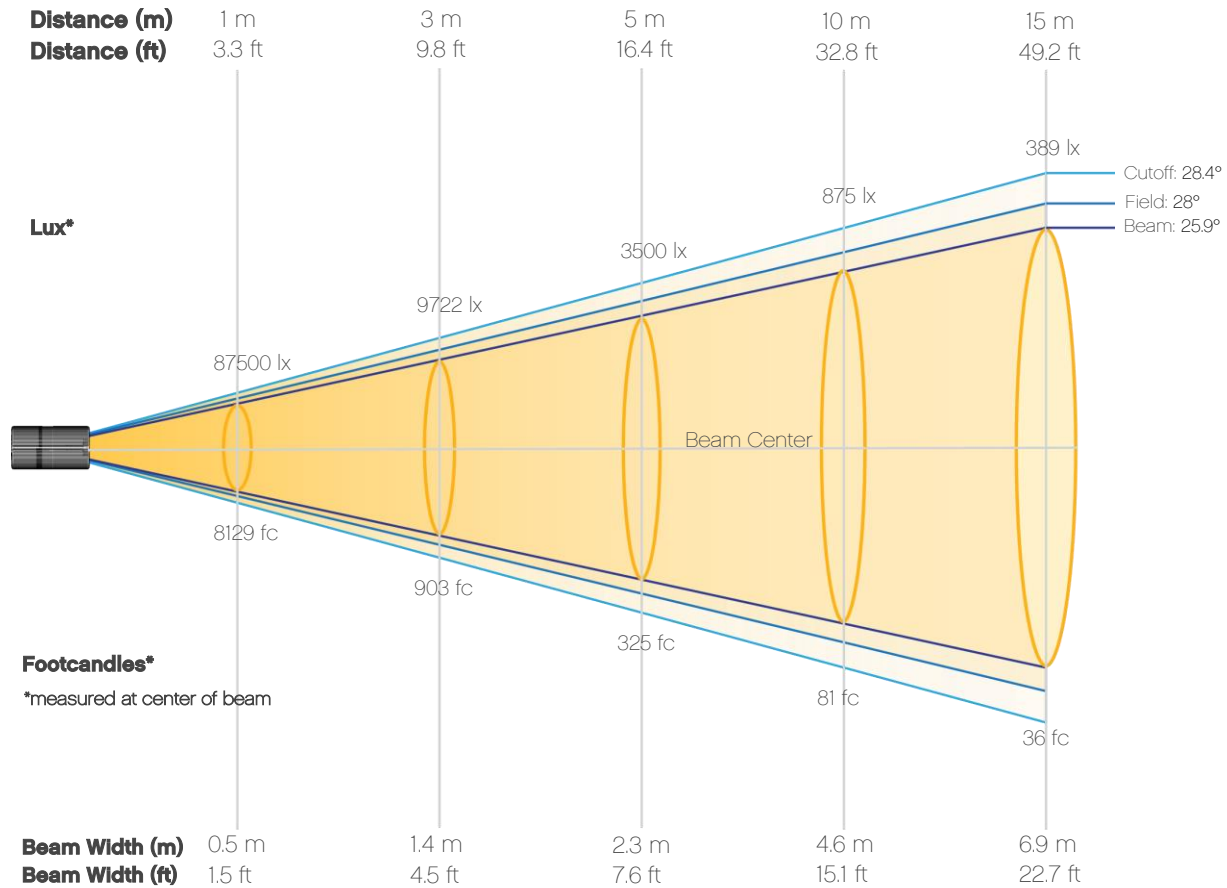
Color Temperature

5646 K

Photometric & Chromaticity Report

Ovation Rêve E-3 IP: 26deg Lens - 5600K

Beam Details

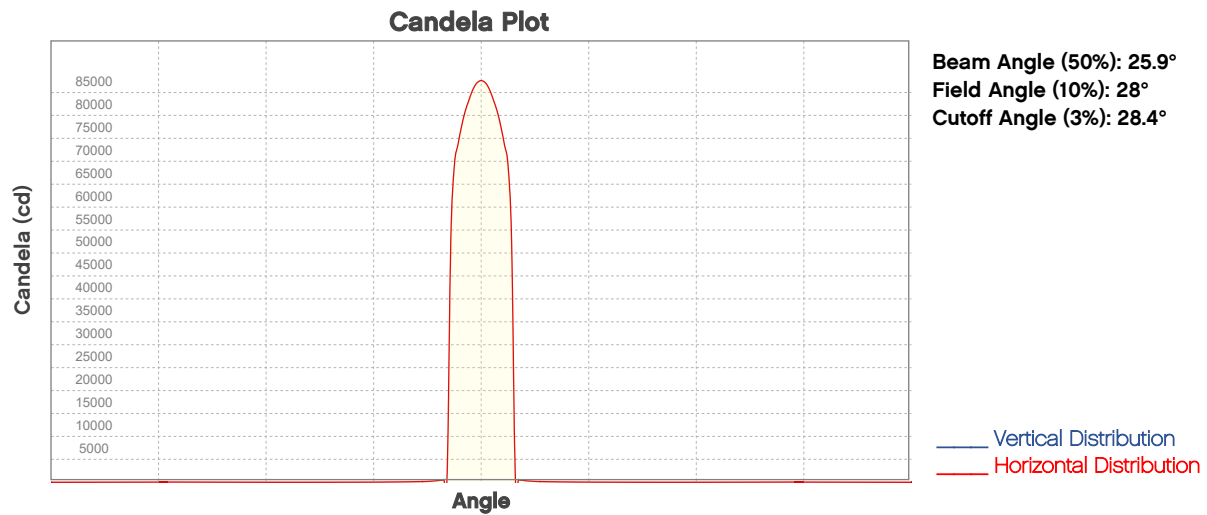


Beam Intensities from 1-20m (3.3-65.6ft)

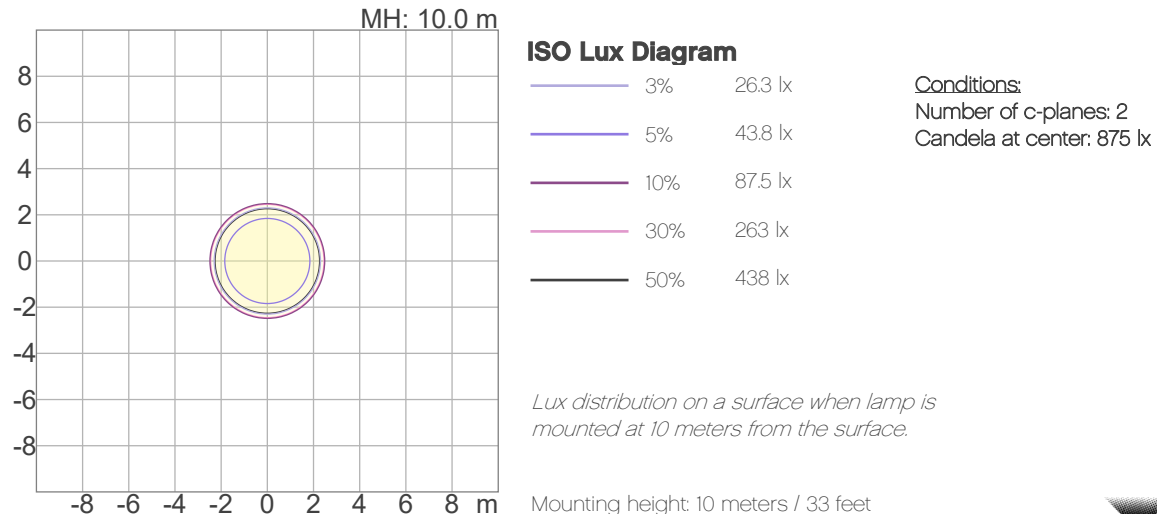
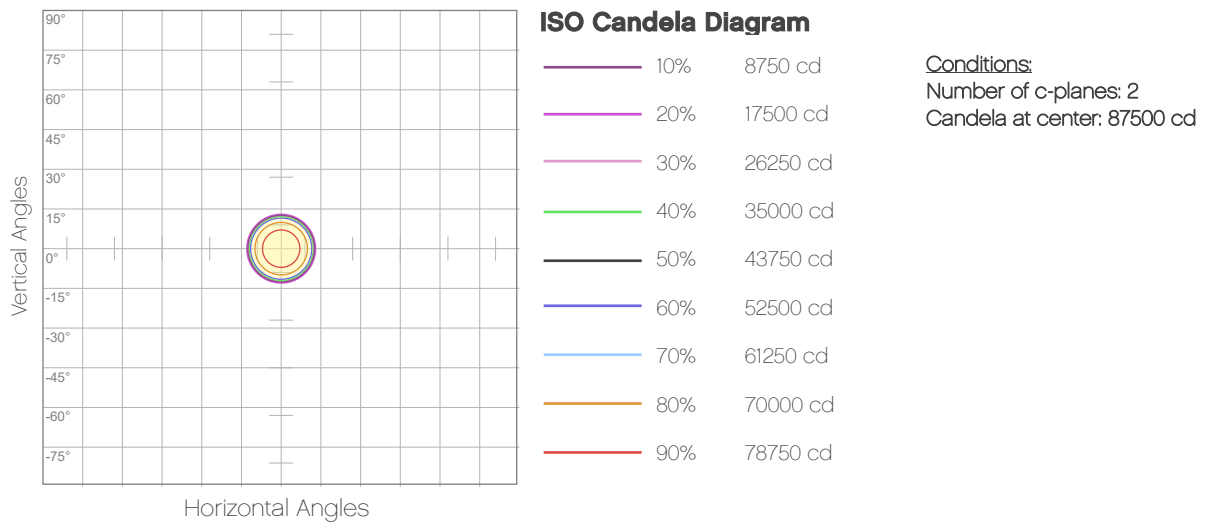
Distance	1m	2m	3m	4m	5m	6m	7m	8m	9m	10m
Lux	87500	21875	9722	5469	3500	2431	1786	1367	1080	875
Distance	11m	12m	13m	14m	15m	16m	17m	18m	19m	20m
Lux	723	608	518	446	389	342	303	270	242	219
Distance	3.3ft	6.6ft	9.8ft	13.1ft	16.4ft	19.7ft	23ft	26.2ft	29.5ft	32.8ft
FC	8129	2032	903	508	325	226	166	127	100	81
Distance	36.1ft	39.4ft	42.7ft	45.9ft	49.2ft	52.5ft	55.8ft	59.1ft	62.3ft	65.6ft
FC	67	56	48	41	36	32	28	25	23	20

Photometric & Chromaticity Report

Ovation Rêve E-3 IP: 26deg Lens - 5600K



ISO Diagrams



Chauvet Professional – www.chauvetprofessional.com

© 2022 Chauvet & Sons, LLC. All rights reserved

All product specifications, measurements and dimensions are subject to change without notice

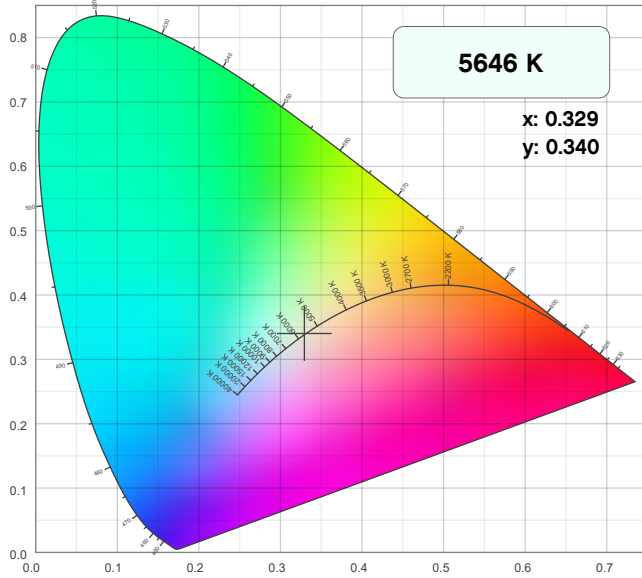


Photometric & Chromaticity Report

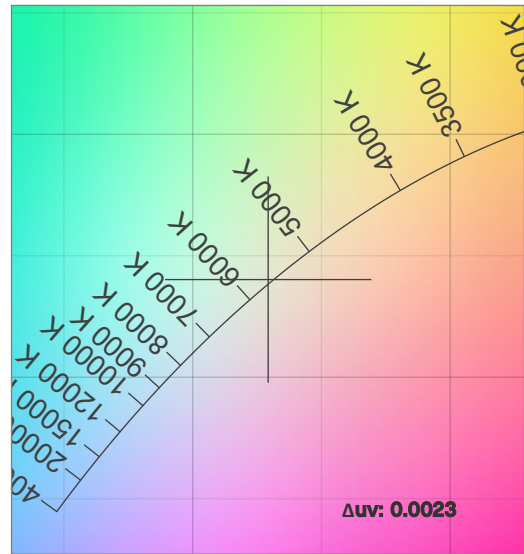
Ovation Rêve E-3 IP: 26deg Lens - 5600K

Chromaticity

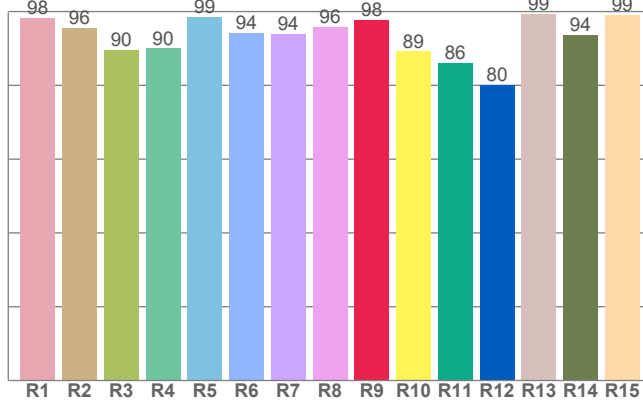
CIE 1931



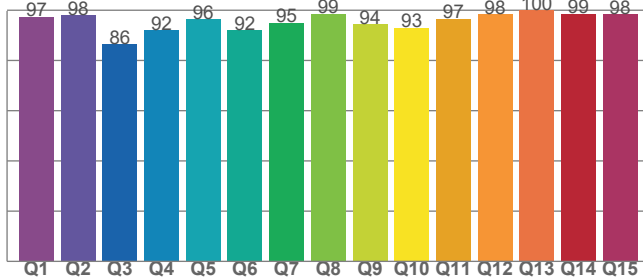
CIE 1931 - Zoom



CRI: 94.5 (R1-R8)



CQS: 94.4



Color Parameters

Color Temperature	Color Coordinate CIE 1931	Color Coordinate CIE 1931
CCT	x	y
5646 K	0.329	0.340

Color Deviation from Black Body Curve	Color Coordinate CIE 1964	Color Coordinate CIE 1964
Δuv	y	u
0.0023	0.340	0.205

Color Rendering Index	Red Component	Color Quality Scale
CRI	CRI - R9	CQS
94.5	97.8	94.4

Television Lighting Consistency Index	Color Fidelity	Color Gamut
TLCI	TM30 - Rf	TM30 Rg
93	92.5	104.3

Photometric & Chromaticity Report

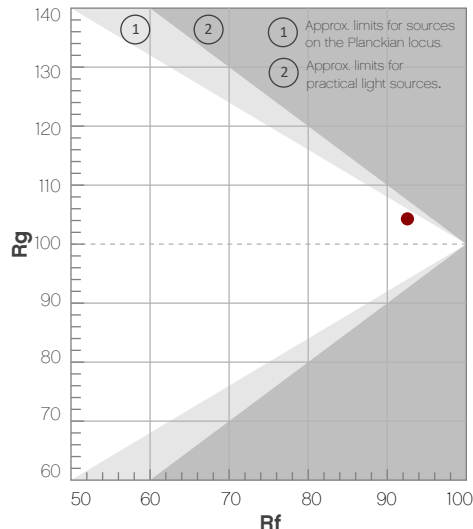
Ovation Rêve E-3 IP: 26deg Lens - 5600K

TM-30 Details

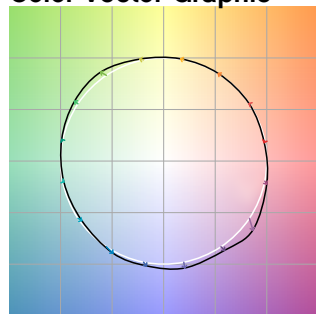
Rf 92.5
Fidelity Index
(R_f)

Rg 104.3
Gammut Index
(R_g)

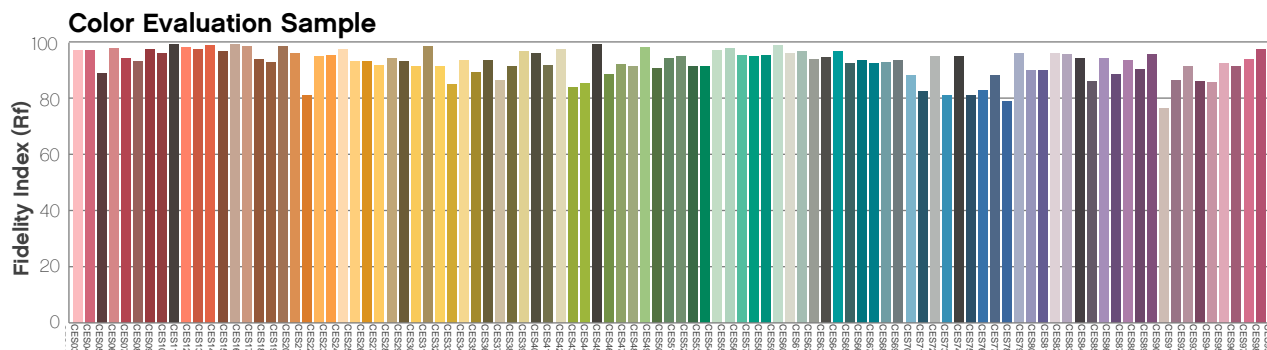
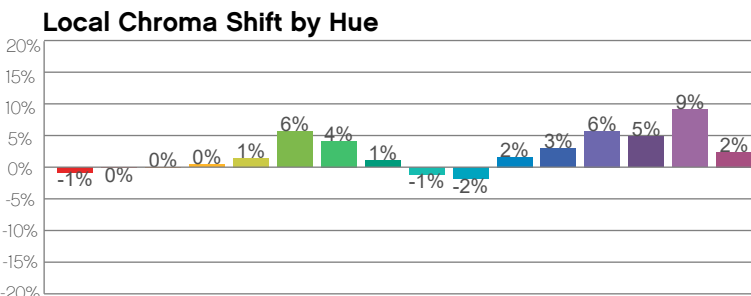
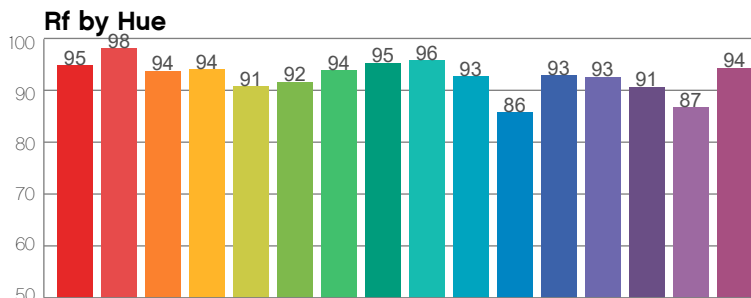
Hue Bin	R _f	Graphic shifts (%)	
		Chroma	Hue
1	95	-1%	-1%
2	98	0%	0%
3	94	0%	3%
4	94	0%	3%
5	91	1%	3%
6	92	6%	3%
7	94	4%	0%
8	95	1%	-1%
9	96	-1%	1%
10	93	-2%	4%
11	86	2%	9%
12	93	3%	3%
13	93	6%	0%
14	91	5%	1%
15	87	9%	-8%
16	94	2%	-2%



Color Vector Graphic



Color Distortion Graphic



Photometric & Chromaticity Report

Ovation Rêve E-3 IP: 36deg Lens - Full Power

Report Summary

Measurements

Fixture Output: 11888 lm
Fixture Peak: 49431 cd
Fixture Efficacy: 33 lm/W
Intensity @ 5m: 1977 lux
Color Temperature: 6484 K
CRI: 88.3 CRI R9 Value: 54.0
CQS: 93.5
TLCI: 92
TM-30 Rf: 90.6
TM-30 Rg: 108.6
Beam Angle (50%): 32.8°
Field Angle (10%): 37°
Cutoff Angle (3%): 40.1°

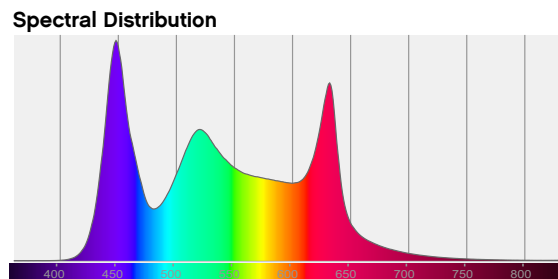
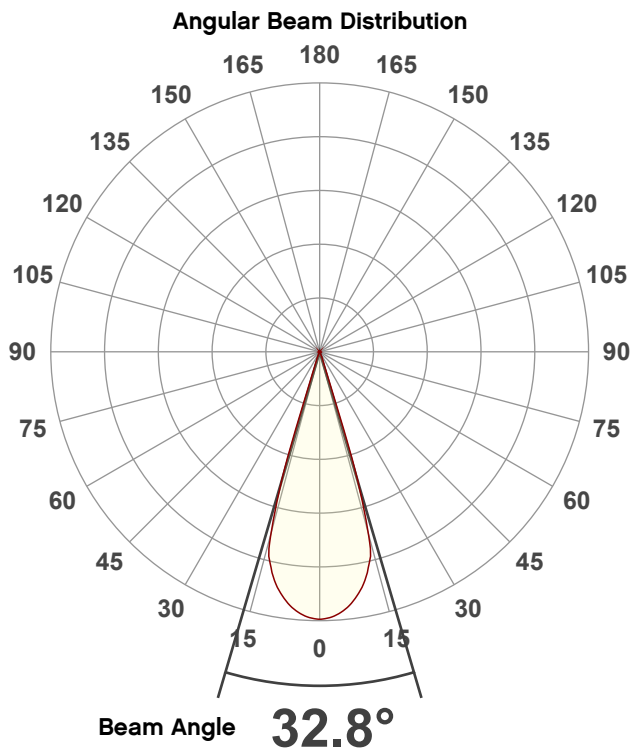


Conditions

AC Supply: 117 V, 60 Hz
Power: 358.01 W
Current: 3.07 A
Power Factor: 1.0

This data sheet conforms to American National Standard E1.9 – 2007 (R2017). All data was measured and calculated by a Viso Systems LabSpion Goniometer at the Chauvet PD Optics Laboratory in Sunrise, FL on 8/1/2022 to LM-63-2002 Standards.

Overall Measurement



Tested Color (CIE 1931):
X: 0.315
Y: 0.319

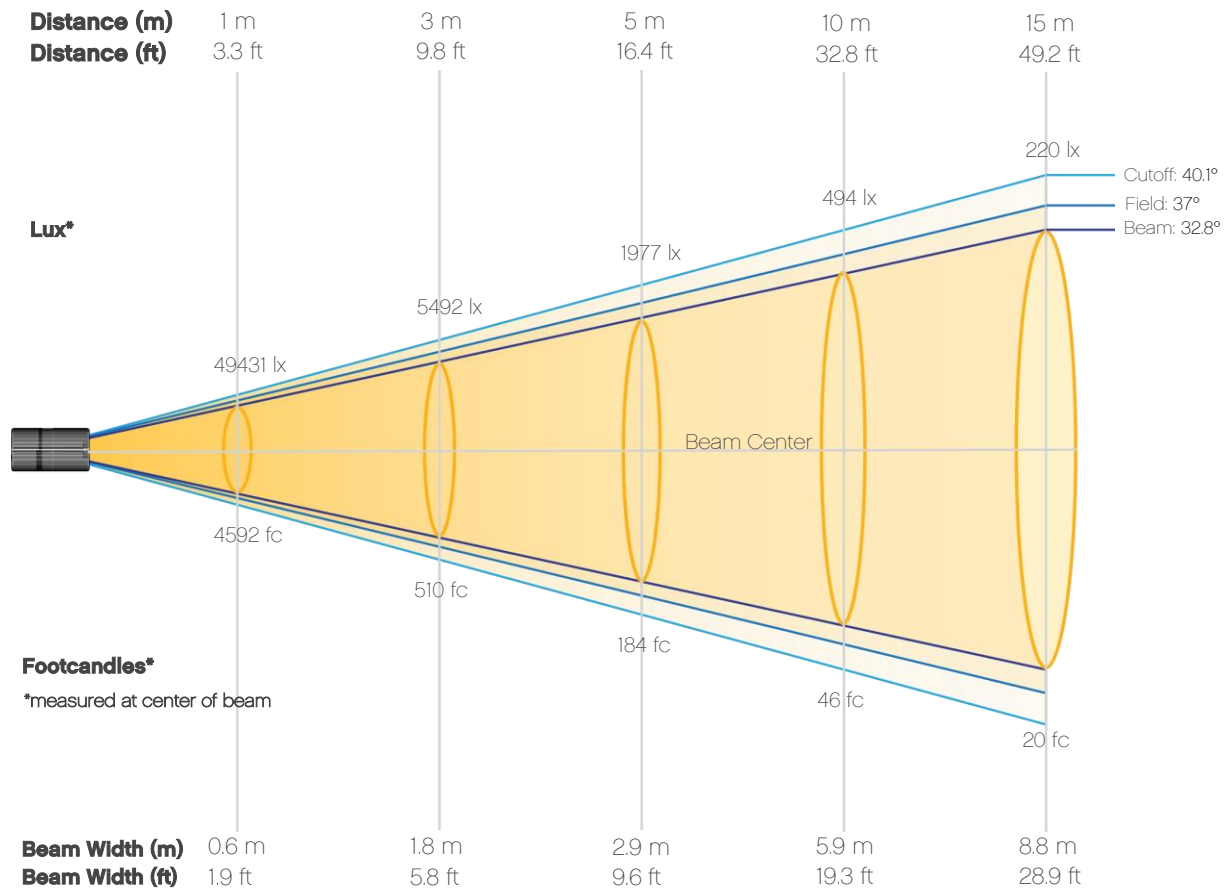
Light Quality
CRI: 88.3

Color Temperature
6484 K

Photometric & Chromaticity Report

Ovation Rêve E-3 IP: 36deg Lens - Full Power

Beam Details

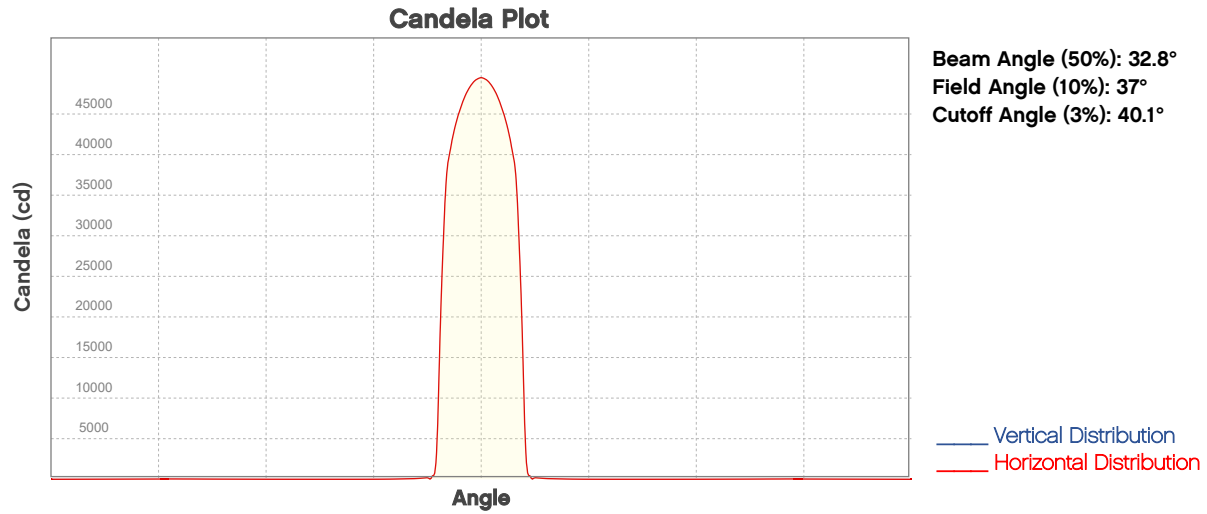


Beam Intensities from 1-20m (3.3-65.6ft)

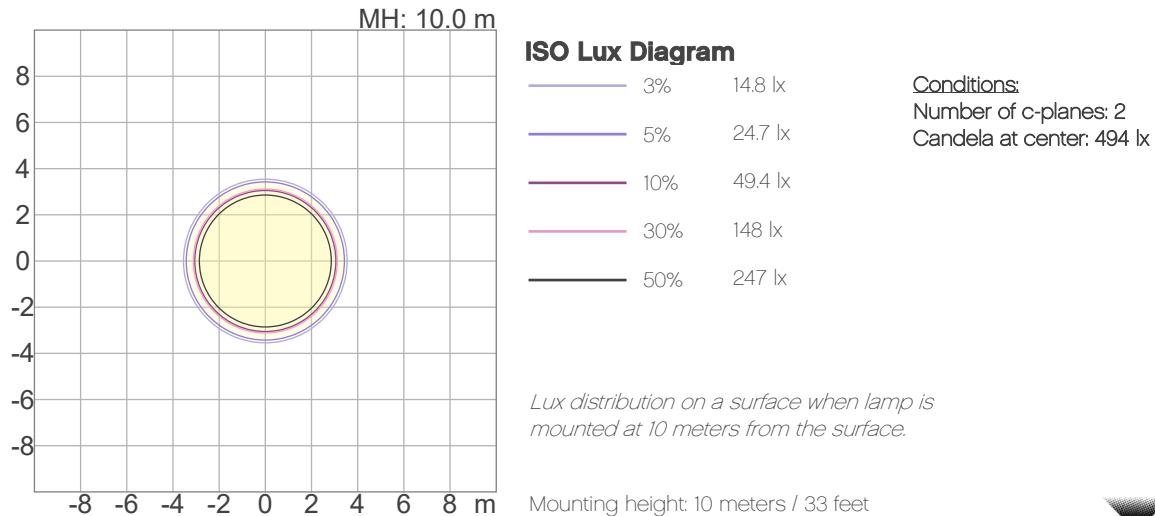
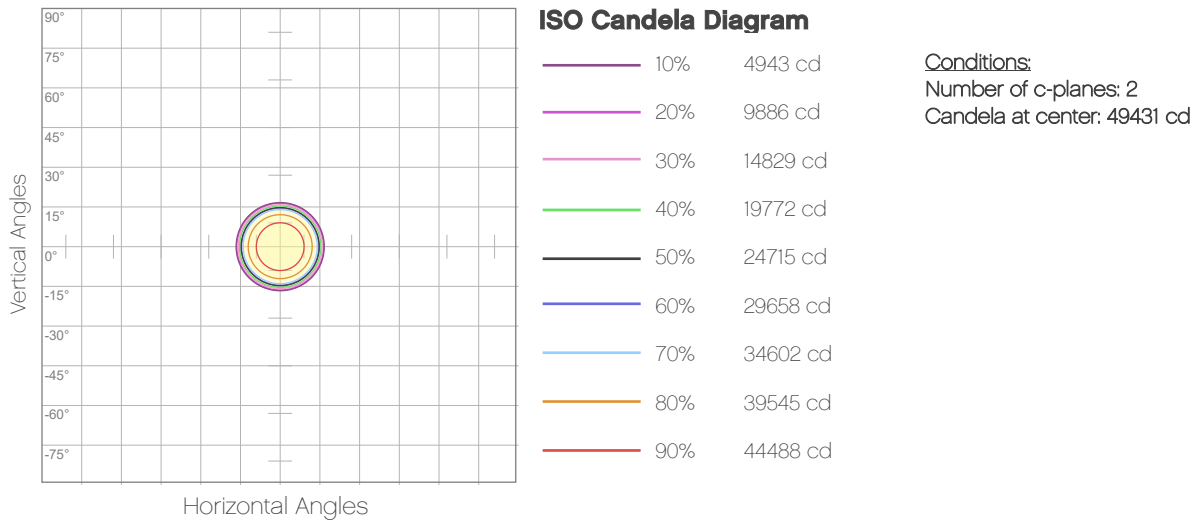
Distance	1m	2m	3m	4m	5m	6m	7m	8m	9m	10m
Lux	49431	12358	5492	3089	1977	1373	1009	772	610	494
Distance	11m	12m	13m	14m	15m	16m	17m	18m	19m	20m
Lux	409	343	292	252	220	193	171	153	137	124
Distance	3.3ft	6.6ft	9.8ft	13.1ft	16.4ft	19.7ft	23ft	26.2ft	29.5ft	32.8ft
FC	4592	1148	510	287	184	128	94	72	57	46
Distance	36.1ft	39.4ft	42.7ft	45.9ft	49.2ft	52.5ft	55.8ft	59.1ft	62.3ft	65.6ft
FC	38	32	27	23	20	18	16	14	13	11

Photometric & Chromaticity Report

Ovation Rêve E-3 IP: 36deg Lens - Full Power



ISO Diagrams



Chauvet Professional – www.chauvetprofessional.com

© 2022 Chauvet & Sons, LLC. All rights reserved

All product specifications, measurements and dimensions are subject to change without notice

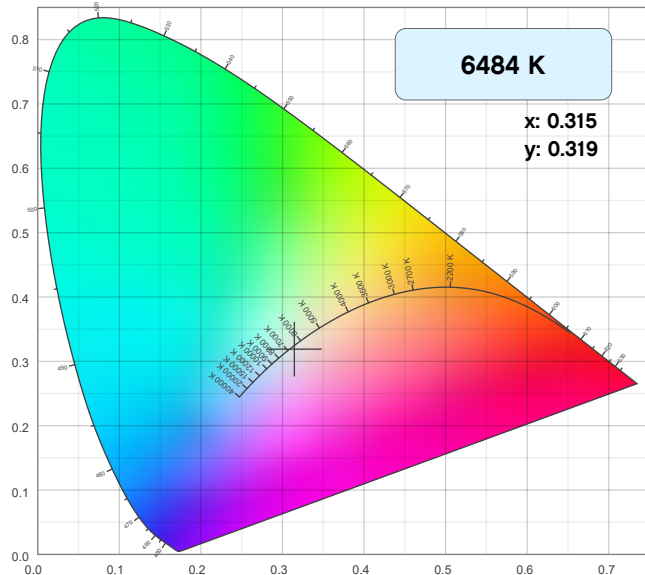


Photometric & Chromaticity Report

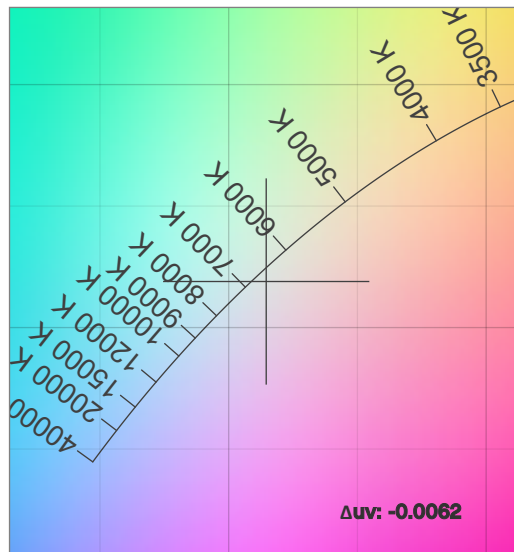
Ovation Rêve E-3 IP: 36deg Lens - Full Power

Chromaticity

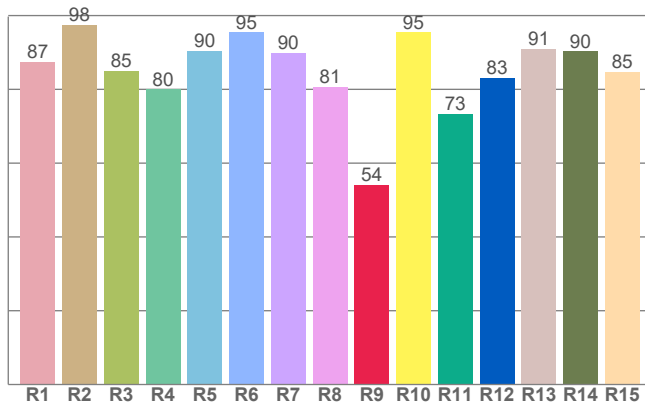
CIE 1931



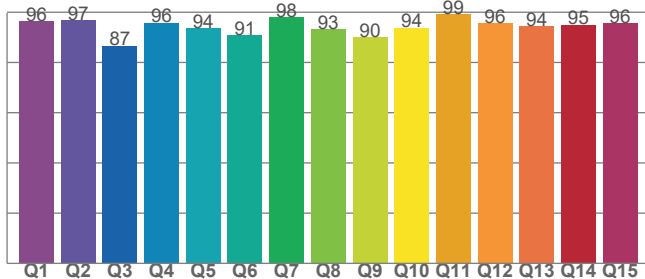
CIE 1931 - Zoom



CRI: 88.3 (R1-R8)



CQS: 93.5



Color Parameters

Color Temperature	Color Coordinate CIE 1931	Color Coordinate CIE 1931
CCT	x	y
6484 K	0.315	0.319

Color Deviation from Black Body Curve	Color Coordinate CIE 1964	Color Coordinate CIE 1964
Δuv	y	u
-0.0062	0.319	0.203

Color Rendering Index	Red Component	Color Quality Scale
CRI	CRI - R9	CQS
88.3	54.0	93.5

Television Lighting Consistency Index	Color Fidelity	Color Gamut
TLCI	TM30 - Rf	TM30 Rg
92	90.6	108.6

Photometric & Chromaticity Report

Ovation Rêve E-3 IP: 36deg Lens - Full Power

TM-30 Details

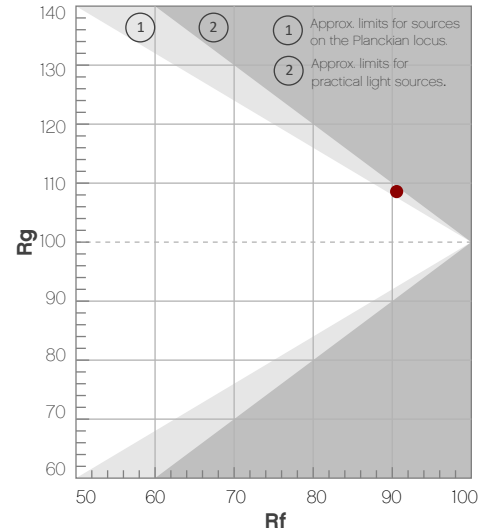
Rf 90.6

Fidelity Index
(R_f)

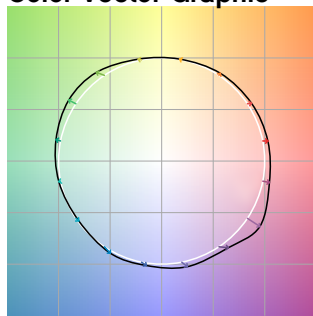
Rg 108.6

Gammut Index
(R_g)

Hue Bin	R _f	Graphic shifts (%)	
		Chroma	Hue
1	89	5%	-1%
2	93	4%	-2%
3	94	2%	0%
4	95	0%	2%
5	91	1%	3%
6	89	7%	5%
7	88	8%	1%
8	91	5%	0%
9	95	2%	0%
10	93	-1%	4%
11	86	2%	8%
12	92	2%	5%
13	92	5%	4%
14	85	6%	7%
15	84	14%	0%
16	88	7%	0%



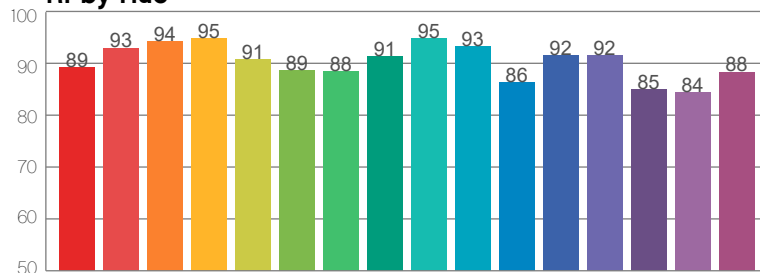
Color Vector Graphic



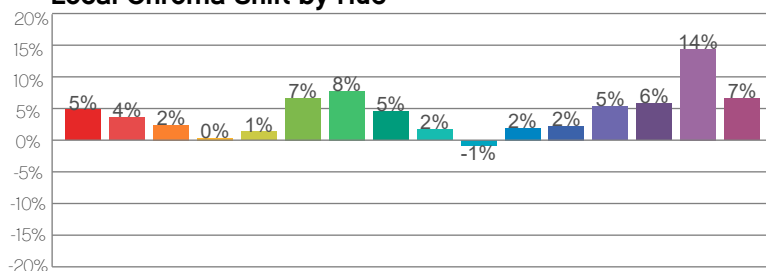
Color Distortion Graphic



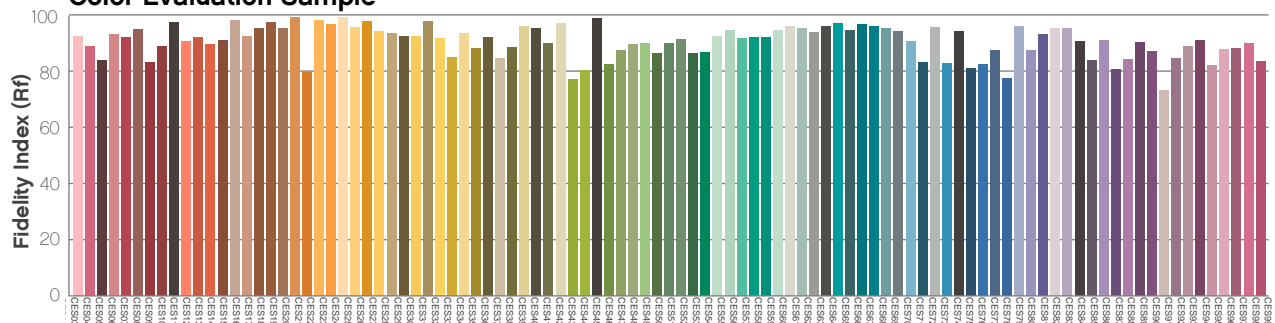
R_f by Hue



Local Chroma Shift by Hue



Color Evaluation Sample



Photometric & Chromaticity Report

Ovation Rêve E-3 IP: 36deg Lens - 3200K

Report Summary

Measurements

Fixture Output: 12121 lm
Fixture Peak: 50710 cd
Fixture Efficacy: 36 lm/W
Intensity @ 5m: 2028 lux
Color Temperature: 3208 K
CRI: 93.9 CRI R9 Value: 88.9
CQS: 94.7
TLCI: 88
TM-30 Rf: 93.8
TM-30 Rg: 104.6
Beam Angle (50%): 32.7°
Field Angle (10%): 37°
Cutoff Angle (3%): 37.8°

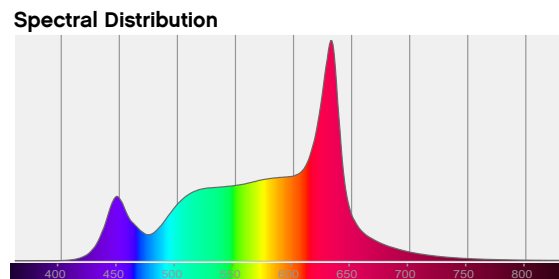
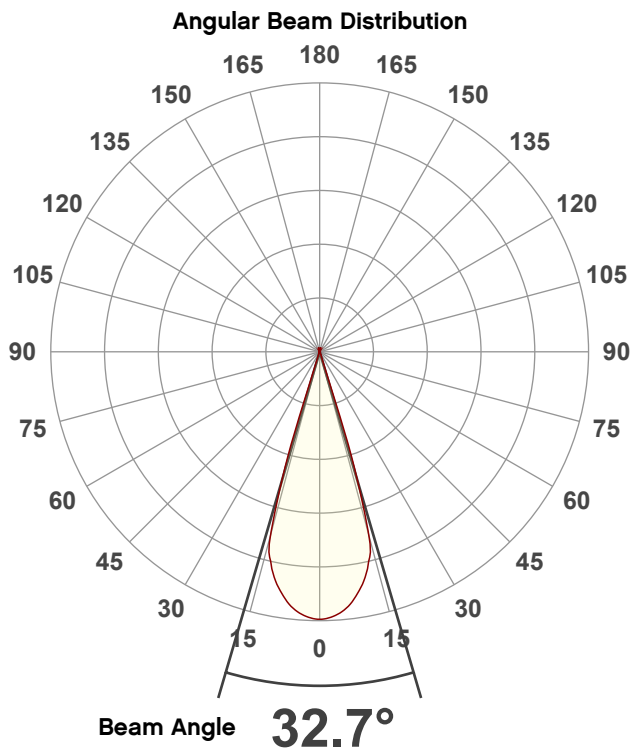


Conditions

AC Supply: 116 V, 60 Hz
Power: 336.45 W
Current: 2.89 A
Power Factor: 0.99

This data sheet conforms to American National Standard E1.9 – 2007 (R2017). All data was measured and calculated by a Viso Systems LabSpion Goniometer at the Chauvet PD Optics Laboratory in Sunrise, FL on 8/1/2022 to LM-63-2002 Standards.

Overall Measurement



Tested Color (CIE 1931):

X: 0.421

Y: 0.395



Light Quality

CRI: 93.9

Color Temperature

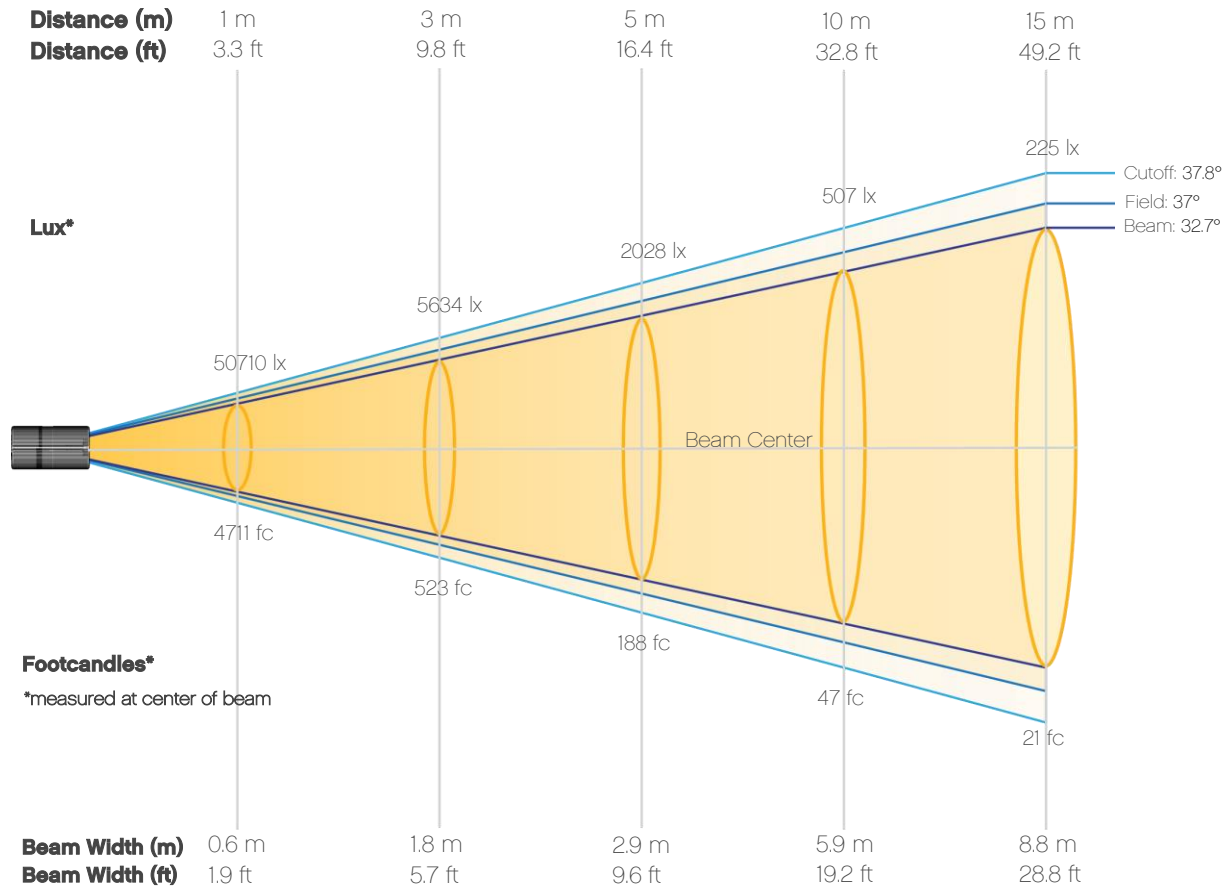
3208 K



Photometric & Chromaticity Report

Ovation Rêve E-3 IP: 36deg Lens - 3200K

Beam Details

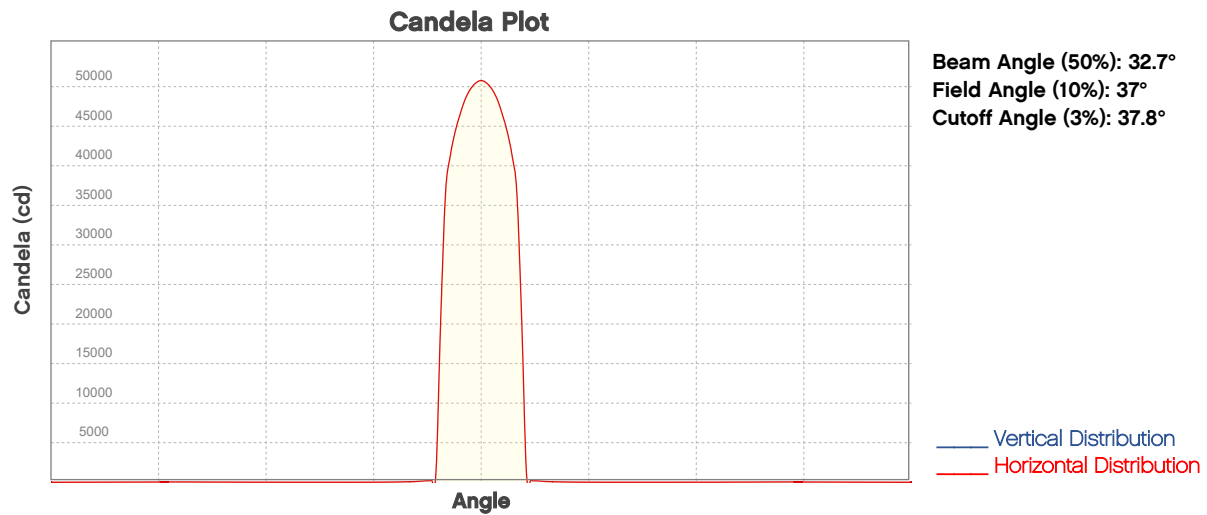


Beam Intensities from 1-20m (3.3-65.6ft)

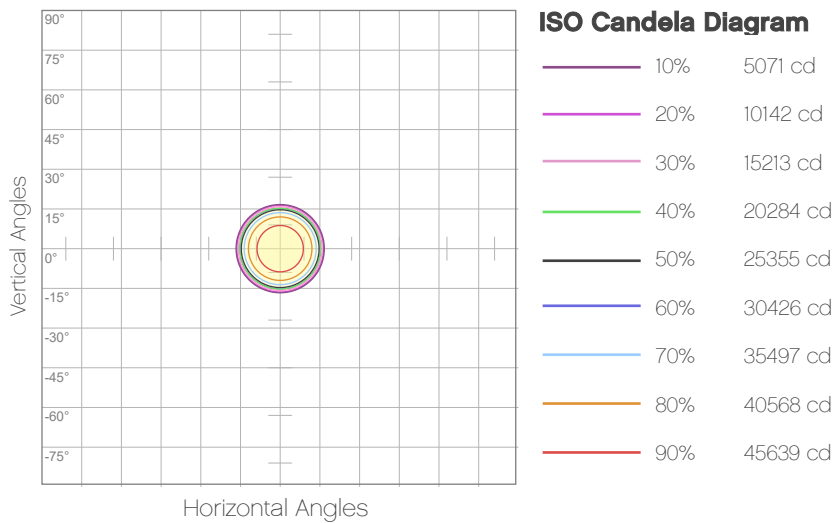
Distance	1m	2m	3m	4m	5m	6m	7m	8m	9m	10m
Lux	50710	12677	5634	3169	2028	1409	1035	792	626	507
Distance	11m	12m	13m	14m	15m	16m	17m	18m	19m	20m
Lux	419	352	300	259	225	198	175	157	140	127
Distance	3.3ft	6.6ft	9.8ft	13.1ft	16.4ft	19.7ft	23ft	26.2ft	29.5ft	32.8ft
FC	4711	1178	523	294	188	131	96	74	58	47
Distance	36.1ft	39.4ft	42.7ft	45.9ft	49.2ft	52.5ft	55.8ft	59.1ft	62.3ft	65.6ft
FC	39	33	28	24	21	18	16	15	13	12

Photometric & Chromaticity Report

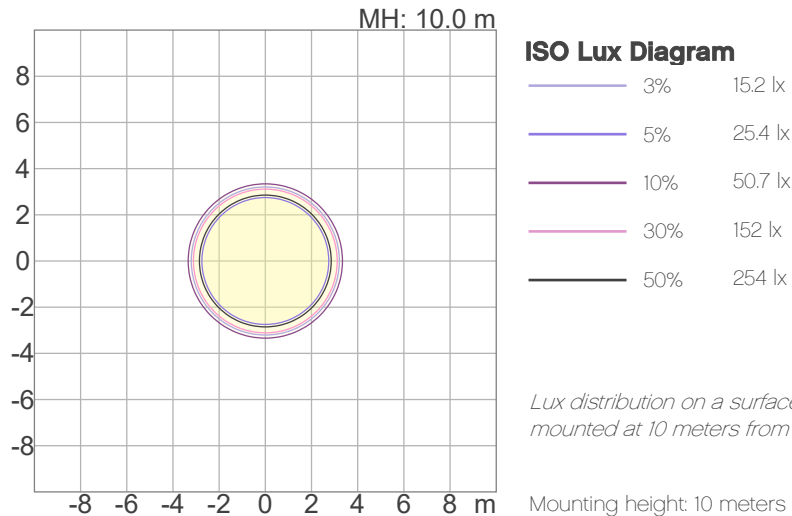
Ovation Rêve E-3 IP: 36deg Lens - 3200K



ISO Diagrams



Conditions:
 Number of c-planes: 2
 Candela at center: 50710 cd



Conditions:
 Number of c-planes: 2
 Candela at center: 507 lx

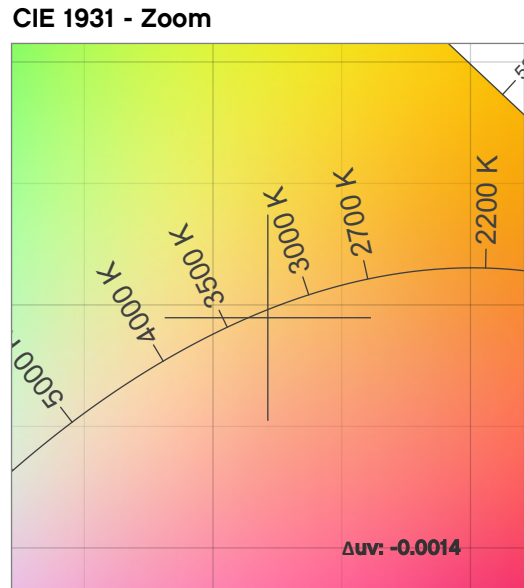
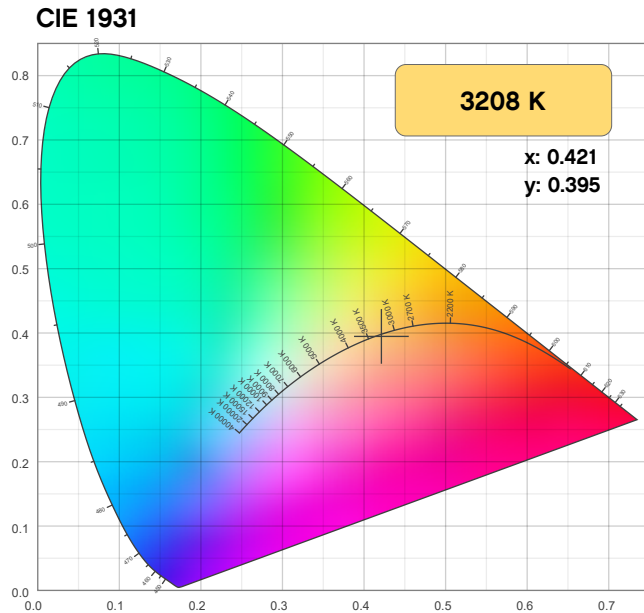
Lux distribution on a surface when lamp is mounted at 10 meters from the surface.

Mounting height: 10 meters / 33 feet

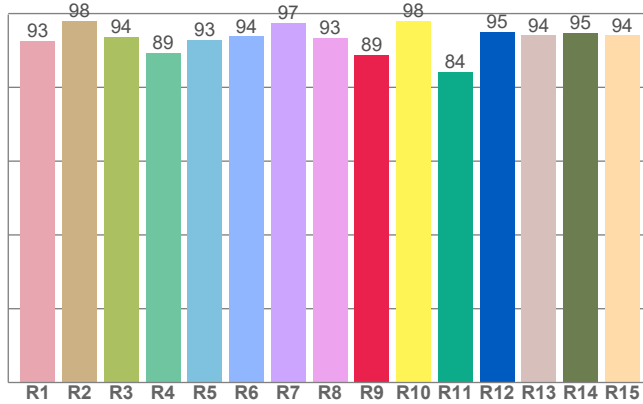
Photometric & Chromaticity Report

Ovation Rêve E-3 IP: 36deg Lens - 3200K

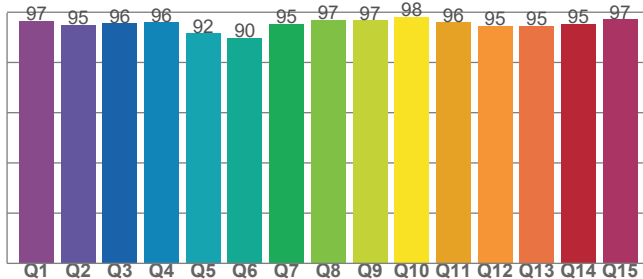
Chromaticity



CRI: 93.9 (R1-R8)



CQS: 94.7



Color Parameters

Color Temperature	Color Coordinate CIE 1931	Color Coordinate CIE 1931
CCT	x	y
3208 K	0.421	0.395

Color Deviation from Black Body Curve	Color Coordinate CIE 1964	Color Coordinate CIE 1964
Δuv	y	u
-0.0014	0.395	0.244

Color Rendering Index	Red Component	Color Quality Scale
CRI	CRI - R9	CQS
93.9	88.9	94.7

Television Lighting Consistency Index	Color Fidelity	Color Gamut
TLCI	TM30 - Rf	TM30 Rg
88	93.8	104.6

Photometric & Chromaticity Report

Ovation Rêve E-3 IP: 36deg Lens - 3200K

TM-30 Details

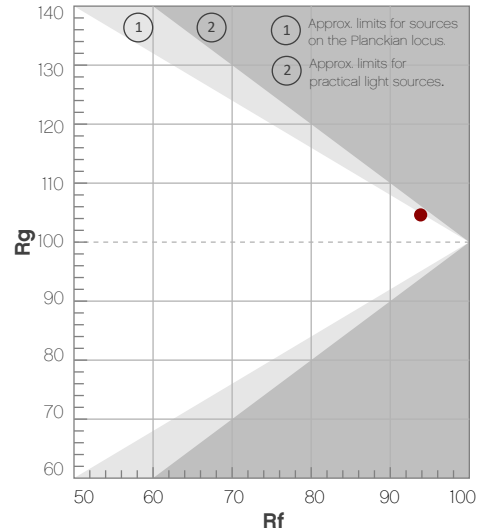
Rf 93.8

Fidelity Index
(R_f)

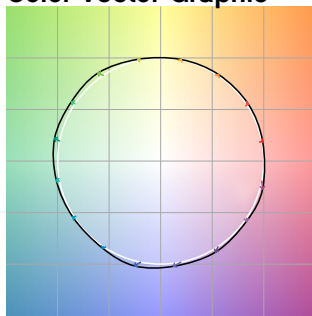
Rg 104.6

Gammut Index
(R_g)

Hue Bin	R _f	Graphic shifts (%)	
		Chroma	Hue
1	95	1%	-1%
2	95	1%	-1%
3	94	1%	0%
4	97	0%	0%
5	95	1%	3%
6	91	5%	3%
7	94	4%	0%
8	92	5%	-1%
9	94	3%	-2%
10	95	1%	-2%
11	97	2%	1%
12	89	5%	-5%
13	90	3%	-8%
14	92	3%	-5%
15	93	2%	-2%
16	90	2%	-7%



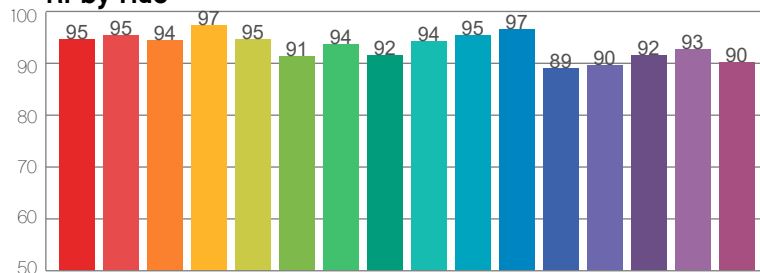
Color Vector Graphic



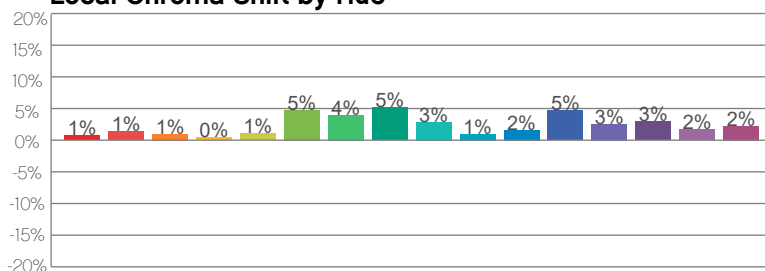
Color Distortion Graphic



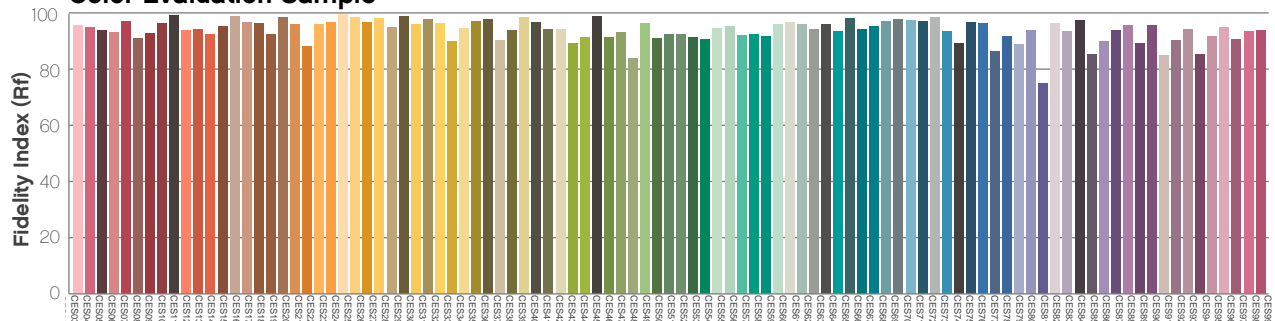
R_f by Hue



Local Chroma Shift by Hue



Color Evaluation Sample



Photometric & Chromaticity Report

Ovation Rêve E-3 IP: 36deg Lens - 4000K

Report Summary

Measurements

Fixture Output: 13224 lm
Fixture Peak: 55055 cd
Fixture Efficacy: 36 lm/W
Intensity @ 5m: 2202 lux
Color Temperature: 4061 K
CRI: 95.6 CRI R9 Value: 94.5
CQS: 96.3
TLCI: 91
TM-30 Rf: 94.2
TM-30 Rg: 103.4
Beam Angle (50%): 33°
Field Angle (10%): 37°
Cutoff Angle (3%): 39.7°

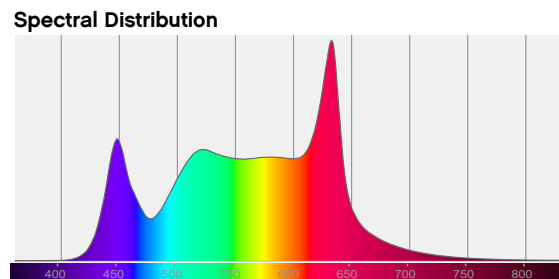
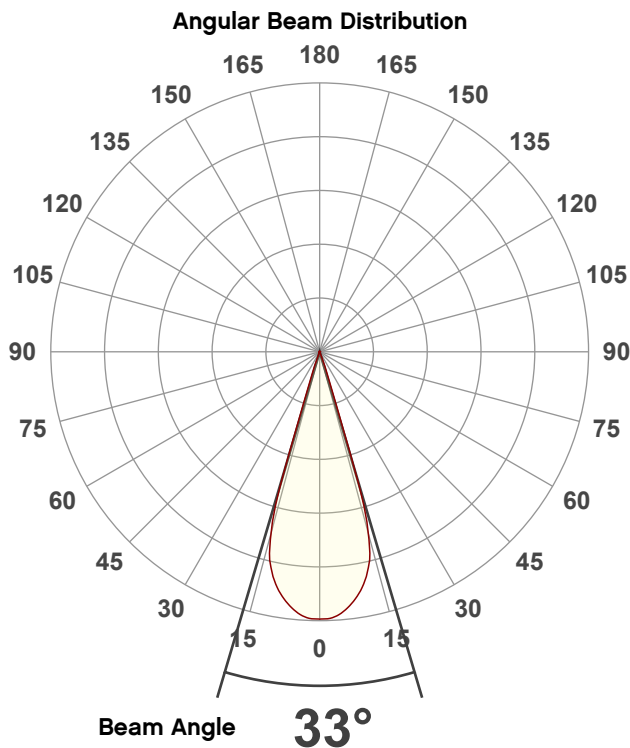


Conditions

AC Supply: 116 V, 60.1 Hz
Power: 366.52 W
Current: 3.16 A
Power Factor: 1.0

This data sheet conforms to American National Standard E1.9 – 2007 (R2017). All data was measured and calculated by a Viso Systems LabSpion Goniometer at the Chauvet PD Optics Laboratory in Sunrise, FL on 8/1/2022 to LM-63-2002 Standards.


Overall Measurement



Tested Color (CIE 1931):

X: 0.379

Y: 0.379



Light Quality

CRI: 95.6

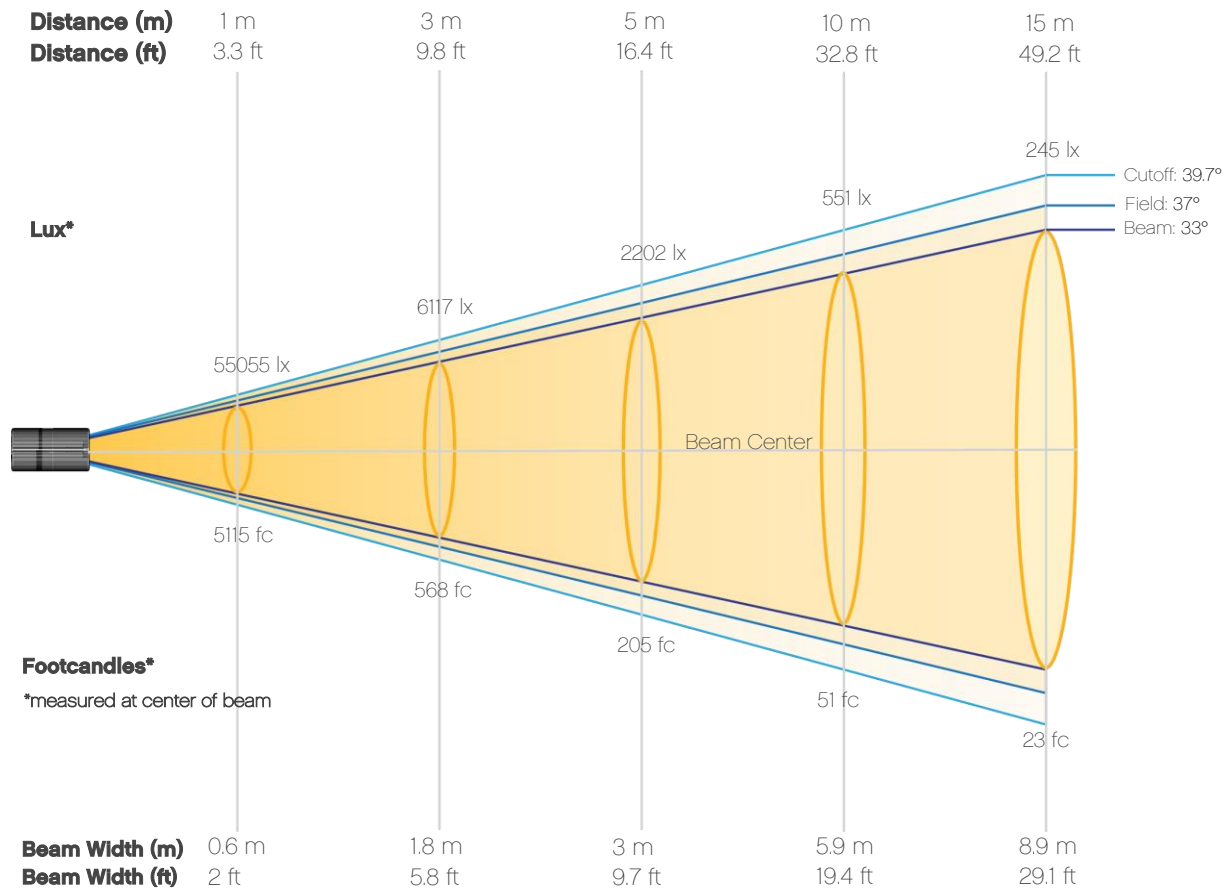
Color Temperature

4061 K

Photometric & Chromaticity Report

Ovation Rêve E-3 IP: 36deg Lens - 4000K

Beam Details

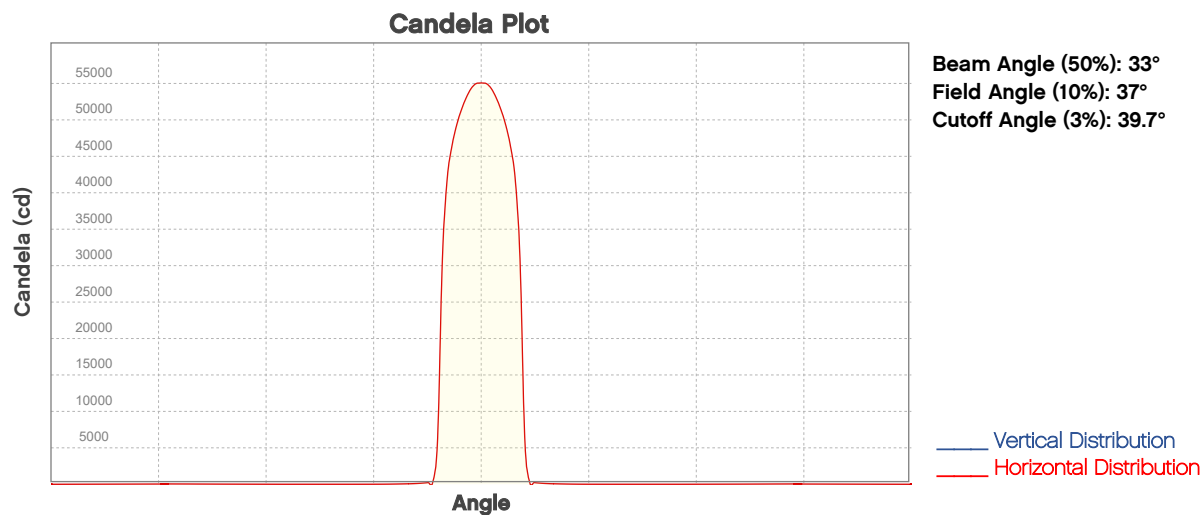


Beam Intensities from 1-20m (3.3-65.6ft)

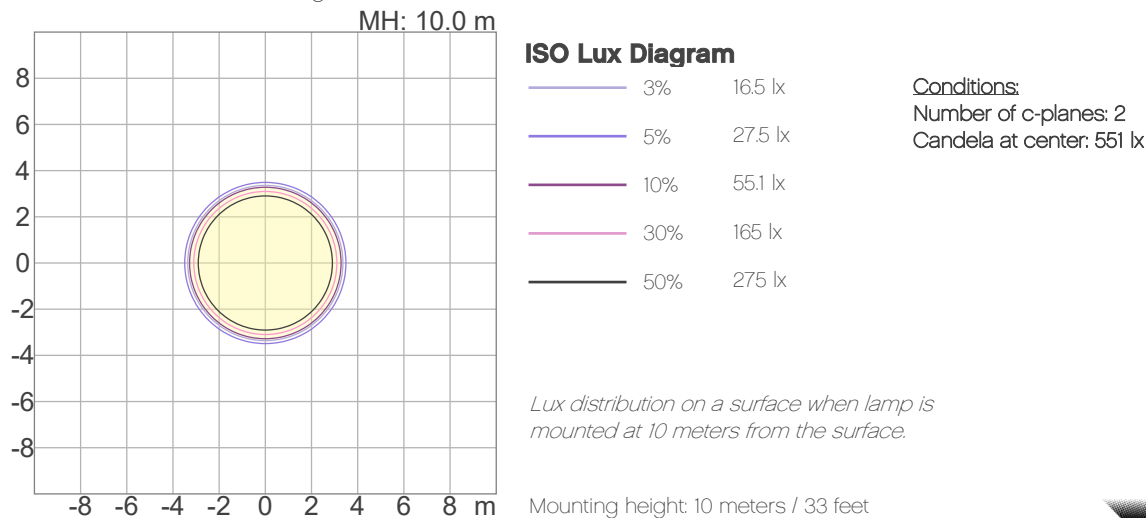
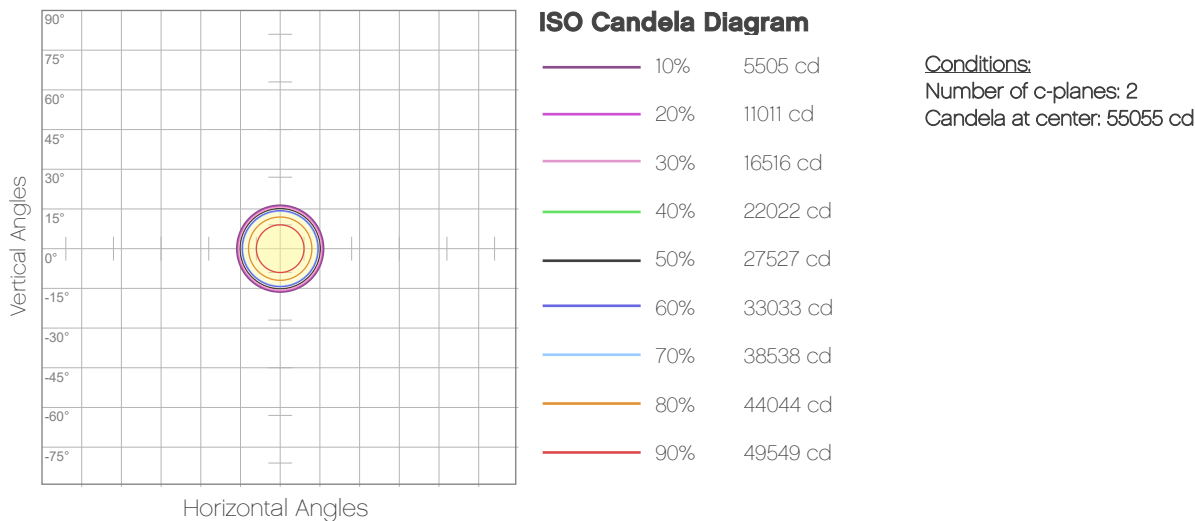
Distance	1m	2m	3m	4m	5m	6m	7m	8m	9m	10m
Lux	55055	13764	6117	3441	2202	1529	1124	860	680	551
Distance	11m	12m	13m	14m	15m	16m	17m	18m	19m	20m
Lux	455	382	326	281	245	215	191	170	153	138
Distance	3.3ft	6.6ft	9.8ft	13.1ft	16.4ft	19.7ft	23ft	26.2ft	29.5ft	32.8ft
FC	5115	1279	568	320	205	142	104	80	63	51
Distance	36.1ft	39.4ft	42.7ft	45.9ft	49.2ft	52.5ft	55.8ft	59.1ft	62.3ft	65.6ft
FC	42	36	30	26	23	20	18	16	14	13

Photometric & Chromaticity Report

Ovation Rêve E-3 IP: 36deg Lens - 4000K



ISO Diagrams



Chauvet Professional – www.chauvetprofessional.com

© 2022 Chauvet & Sons, LLC. All rights reserved

All product specifications, measurements and dimensions are subject to change without notice

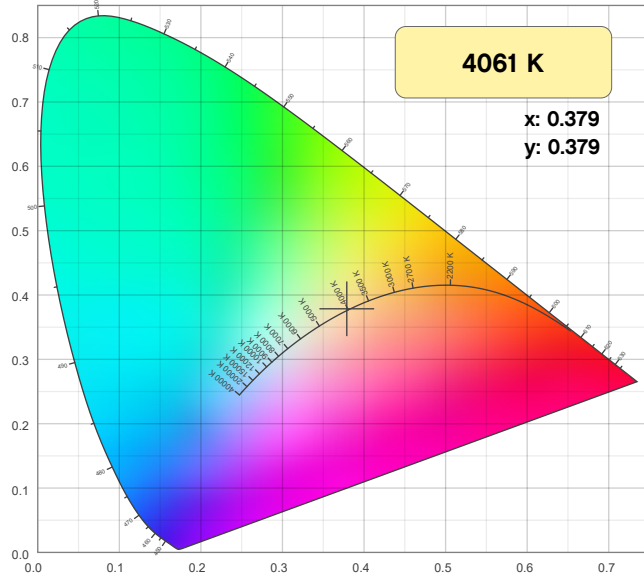


Photometric & Chromaticity Report

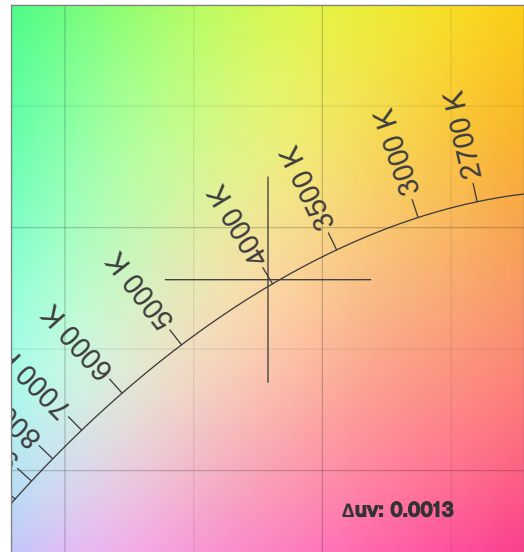
Ovation Rêve E-3 IP: 36deg Lens - 4000K

Chromaticity

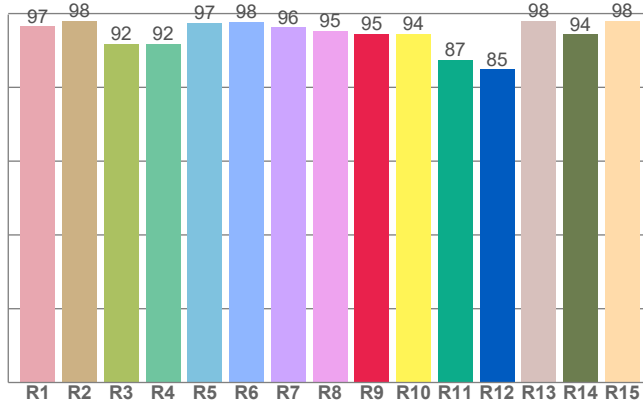
CIE 1931



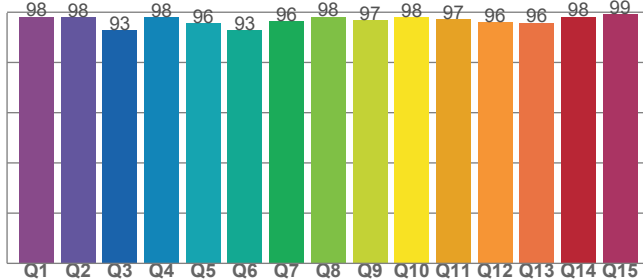
CIE 1931 - Zoom



CRI: 95.6 (R1-R8)



CQS: 96.3



Color Parameters

Color Temperature	Color Coordinate CIE 1931	Color Coordinate CIE 1931
CCT	x	y
4061 K	0.379	0.379

Color Deviation from Black Body Curve	Color Coordinate CIE 1964	Color Coordinate CIE 1964
Δuv	y	u
0.0013	0.379	0.223

Color Rendering Index	Red Component	Color Quality Scale
CRI	CRI - R9	CQS
95.6	94.5	96.3

Television Lighting Consistency Index	Color Fidelity	Color Gamut
TLCI	TM30 - Rf	TM30 Rg
91	94.2	103.4

Photometric & Chromaticity Report

Ovation Rêve E-3 IP: 36deg Lens - 4000K

TM-30 Details

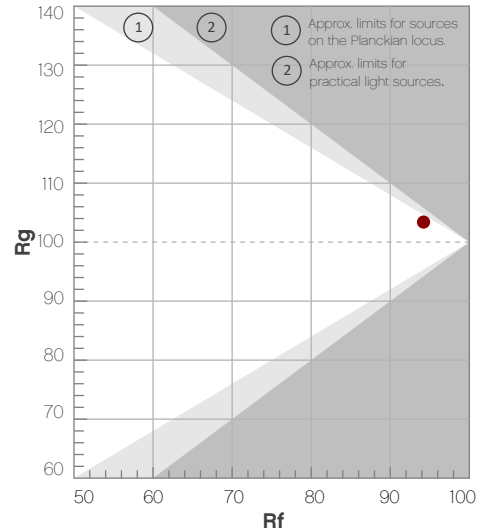
Rf 94.2

Fidelity Index
(R_f)

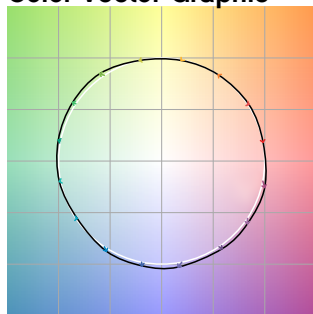
Rg 103.4

Gammut Index
(R_g)

Hue Bin	R _f	Graphic shifts (%)	
		Chroma	Hue
1	95	0%	-1%
2	97	1%	-1%
3	96	0%	1%
4	97	-1%	0%
5	94	0%	2%
6	93	4%	3%
7	94	3%	1%
8	94	2%	0%
9	96	1%	0%
10	97	-1%	1%
11	92	2%	4%
12	90	3%	1%
13	92	4%	-4%
14	95	3%	2%
15	92	3%	-4%
16	90	3%	-6%



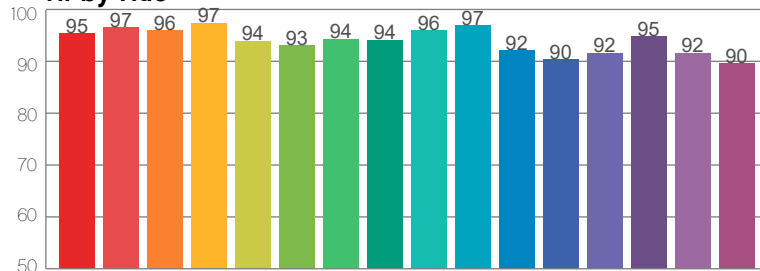
Color Vector Graphic



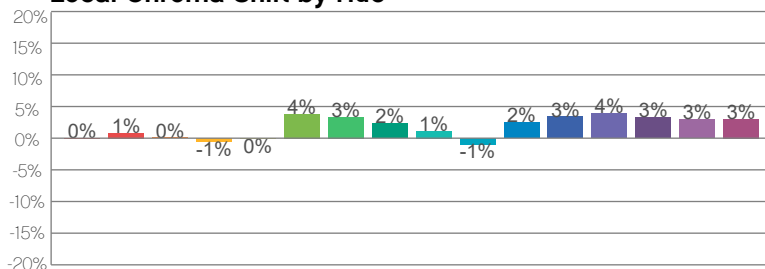
Color Distortion Graphic



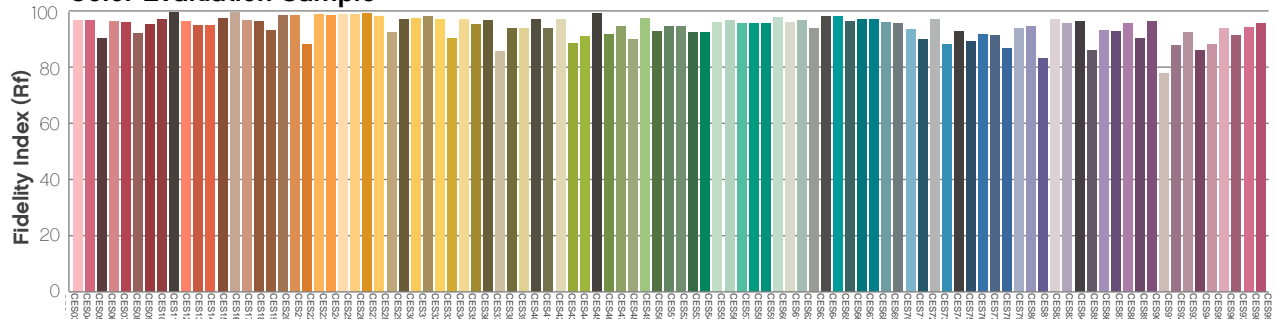
R_f by Hue



Local Chroma Shift by Hue



Color Evaluation Sample



Photometric & Chromaticity Report

Ovation Rêve E-3 IP: 36deg Lens - 5600K

Report Summary

Measurements

Fixture Output: 12660 lm
Fixture Peak: 52938 cd
Fixture Efficacy: 35 lm/W
Intensity @ 5m: 2118 lux
Color Temperature: 5660 K
CRI: 94.5 CRI R9 Value: 96.5
CQS: 94.2
TLCI: 93
TM-30 Rf: 92.4
TM-30 Rg: 104.2
Beam Angle (50%): 32.7°
Field Angle (10%): 37°
Cutoff Angle (3%): 39.5°

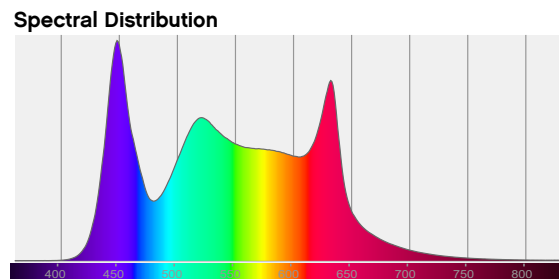
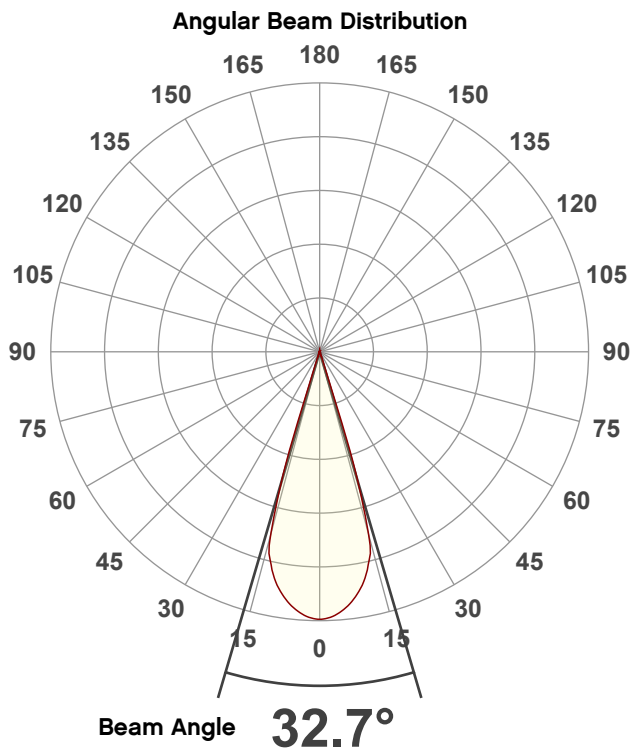


Conditions

AC Supply: 117 V, 60 Hz
Power: 359.31 W
Current: 3.08 A
Power Factor: 1.0

This data sheet conforms to American National Standard E1.9 – 2007 (R2017). All data was measured and calculated by a Viso Systems LabSpion Goniometer at the Chauvet PD Optics Laboratory in Sunrise, FL on 8/1/2022 to LM-63-2002 Standards.

Overall Measurement



Tested Color (CIE 1931):

X: 0.329

Y: 0.340



Light Quality

CRI: 94.5

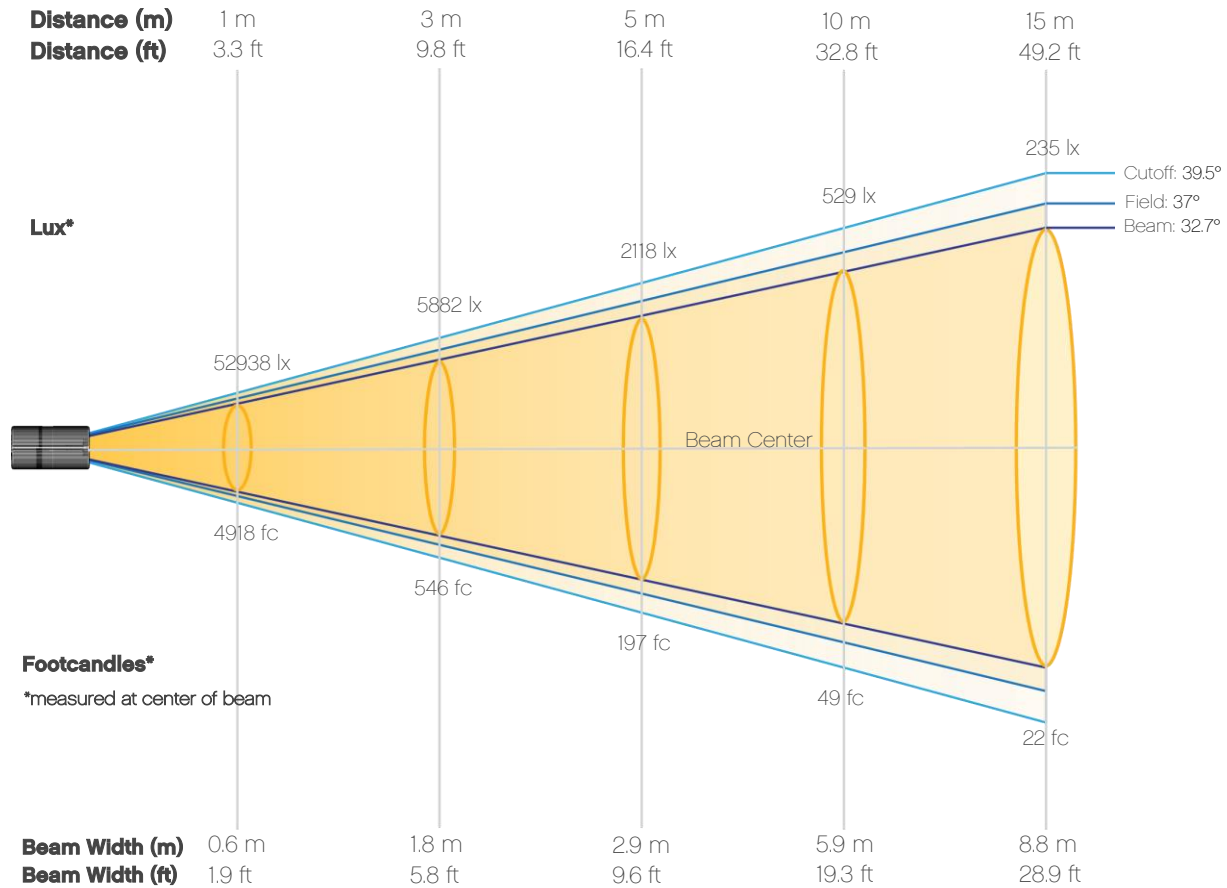
Color Temperature

5660 K

Photometric & Chromaticity Report

Ovation Rêve E-3 IP: 36deg Lens - 5600K

Beam Details

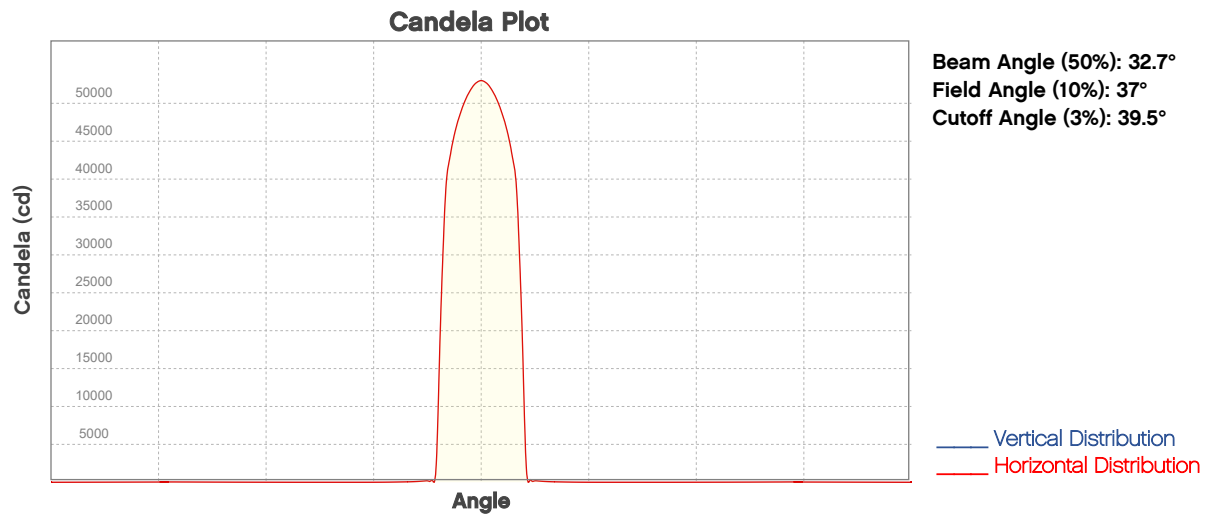


Beam Intensities from 1-20m (3.3-65.6ft)

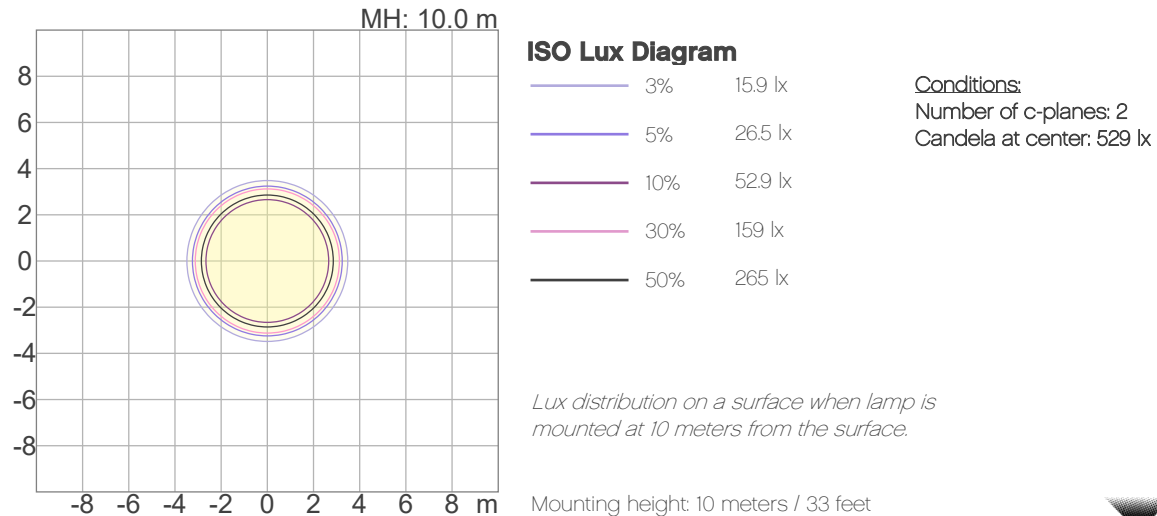
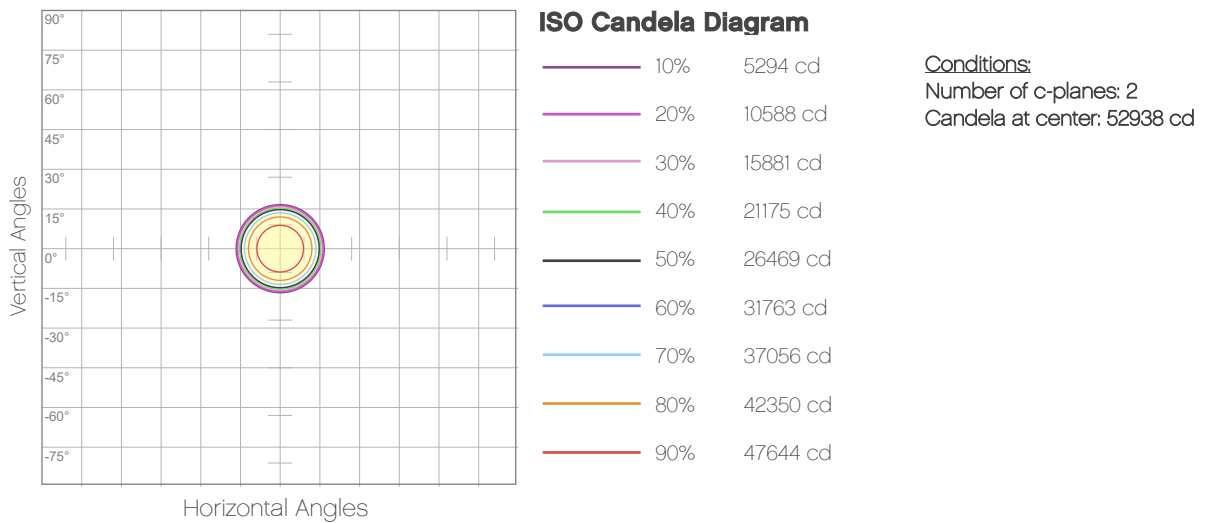
Distance	1m	2m	3m	4m	5m	6m	7m	8m	9m	10m
Lux	52938	13234	5882	3309	2118	1470	1080	827	654	529
Distance	11m	12m	13m	14m	15m	16m	17m	18m	19m	20m
Lux	438	368	313	270	235	207	183	163	147	132
Distance	3.3ft	6.6ft	9.8ft	13.1ft	16.4ft	19.7ft	23ft	26.2ft	29.5ft	32.8ft
FC	4918	1230	546	307	197	137	100	77	61	49
Distance	36.1ft	39.4ft	42.7ft	45.9ft	49.2ft	52.5ft	55.8ft	59.1ft	62.3ft	65.6ft
FC	41	34	29	25	22	19	17	15	14	12

Photometric & Chromaticity Report

Ovation Rêve E-3 IP: 36deg Lens - 5600K



ISO Diagrams



Chauvet Professional – www.chauvetprofessional.com

© 2022 Chauvet & Sons, LLC. All rights reserved

All product specifications, measurements and dimensions are subject to change without notice

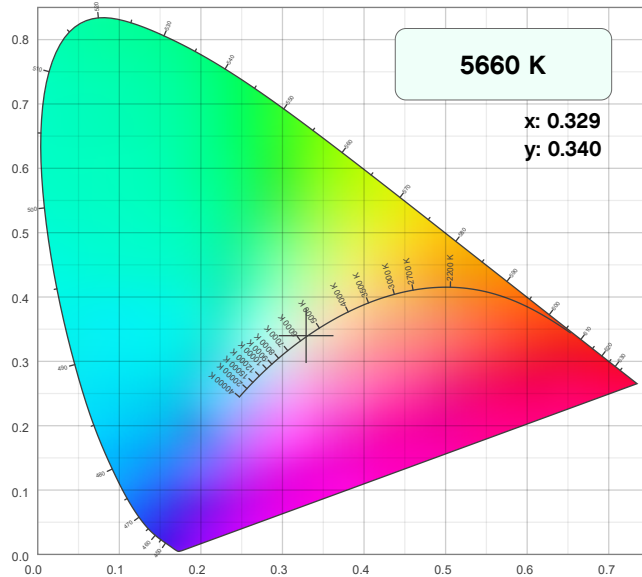


Photometric & Chromaticity Report

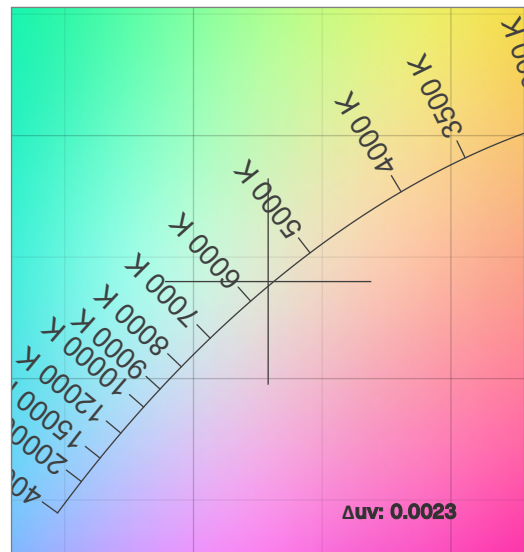
Ovation Rêve E-3 IP: 36deg Lens - 5600K

Chromaticity

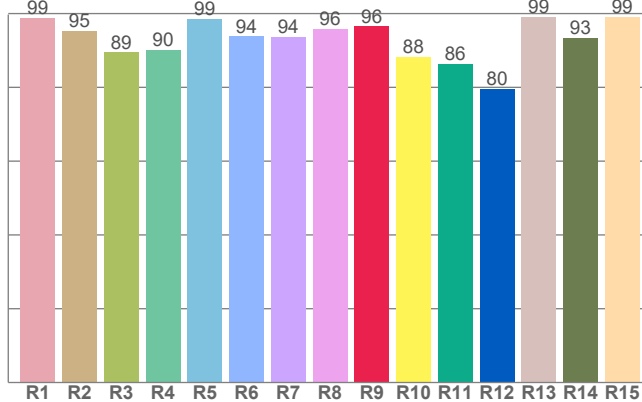
CIE 1931



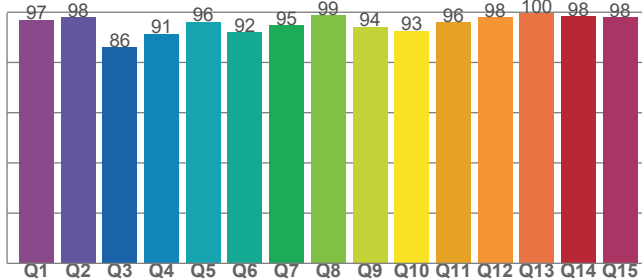
CIE 1931 - Zoom



CRI: 94.5 (R1-R8)



CQS: 94.2



Color Parameters

Color Temperature	Color Coordinate CIE 1931	Color Coordinate CIE 1931
CCT	x	y
5660 K	0.329	0.340

Color Deviation from Black Body Curve	Color Coordinate CIE 1964	Color Coordinate CIE 1964
Δuv	y	u
0.0023	0.340	0.205

Color Rendering Index	Red Component	Color Quality Scale
CRI	CRI - R9	CQS
94.5	96.5	94.2

Television Lighting Consistency Index	Color Fidelity	Color Gamut
TLCI	TM30 - Rf	TM30 Rg
93	92.4	104.2

Photometric & Chromaticity Report

Ovation Rêve E-3 IP: 36deg Lens - 5600K

TM-30 Details

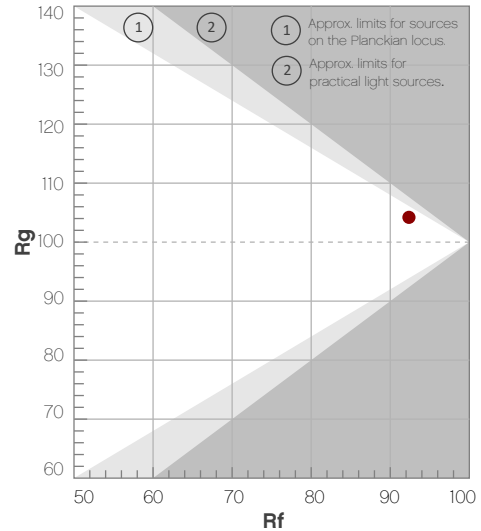
Rf 92.4

Fidelity Index
(R_f)

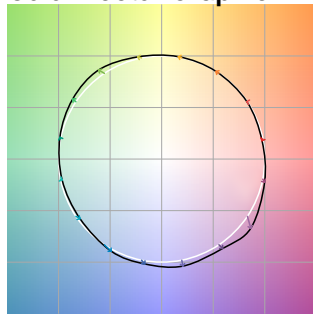
Rg 104.2

Gammut Index
(R_g)

Hue Bin	R _f	Graphic shifts (%)	
		Chroma	Hue
1	95	-1%	-1%
2	98	0%	0%
3	93	0%	3%
4	94	1%	3%
5	91	2%	4%
6	92	6%	3%
7	94	4%	0%
8	95	1%	-1%
9	96	-1%	1%
10	92	-2%	4%
11	85	1%	9%
12	93	3%	4%
13	92	6%	0%
14	91	5%	1%
15	87	9%	-8%
16	94	2%	-3%



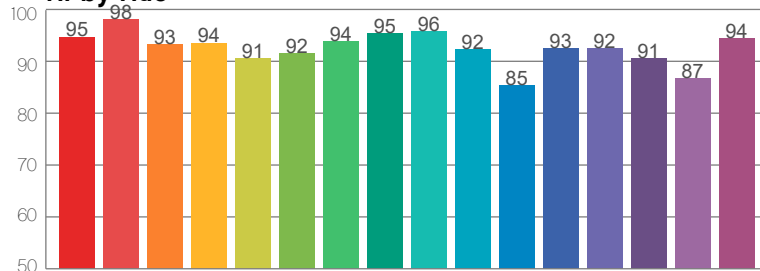
Color Vector Graphic



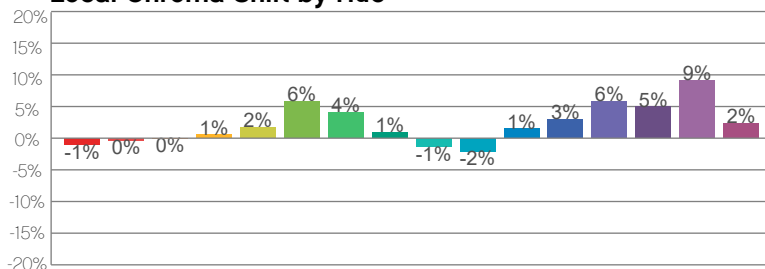
Color Distortion Graphic



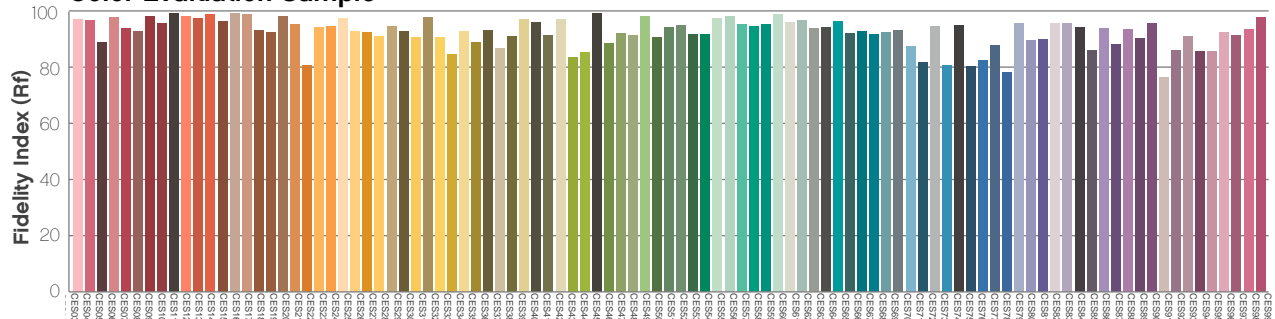
R_f by Hue



Local Chroma Shift by Hue



Color Evaluation Sample



Photometric & Chromaticity Report

Ovation Rêve E-3 IP: 50deg Lens - Full Power

Report Summary

Measurements

Fixture Output: 11274 lm
Fixture Peak: 21606 cd
Fixture Efficacy: 32 lm/W
Intensity @ 5m: 864 lux
Color Temperature: 6384 K
CRI: 88.3 CRI R9 Value: 54.8
CQS: 93.5
TLCI: 92
TM-30 Rf: 90.6
TM-30 Rg: 108.6
Beam Angle (50%): 50°
Field Angle (10%): 54.2°
Cutoff Angle (3%): 55°

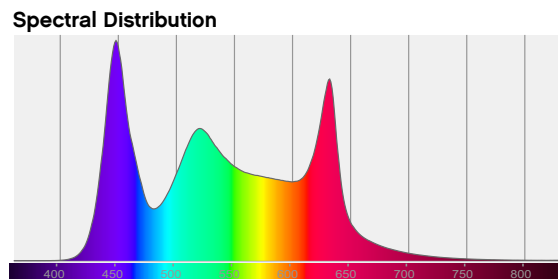
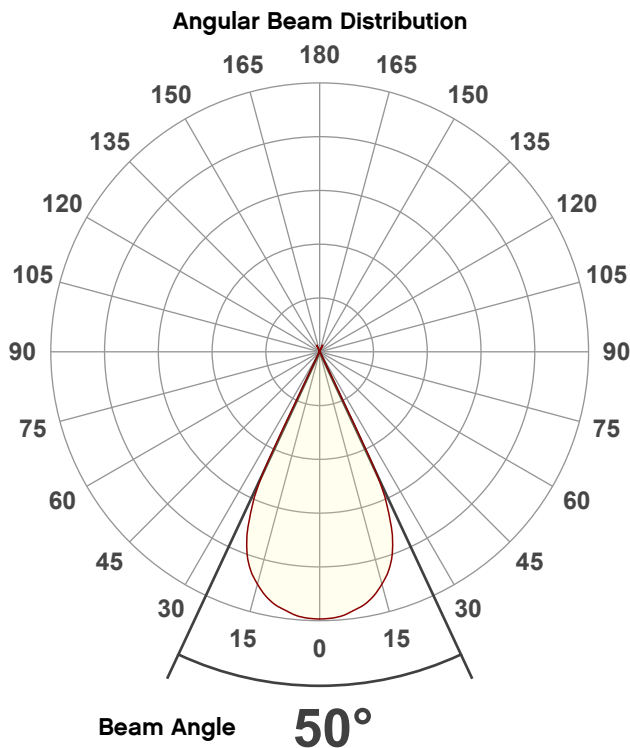


Conditions

AC Supply: 116 V, 60 Hz
Power: 358.04 W
Current: 3.08 A
Power Factor: 1.0

This data sheet conforms to American National Standard E1.9 – 2007 (R2017). All data was measured and calculated by a Viso Systems LabSpion Goniometer at the Chauvet PD Optics Laboratory in Sunrise, FL on 8/1/2022 to LM-63-2002 Standards.


Overall Measurement



Tested Color (CIE 1931):

X: 0.316

Y: 0.320



Light Quality

CRI: 88.3

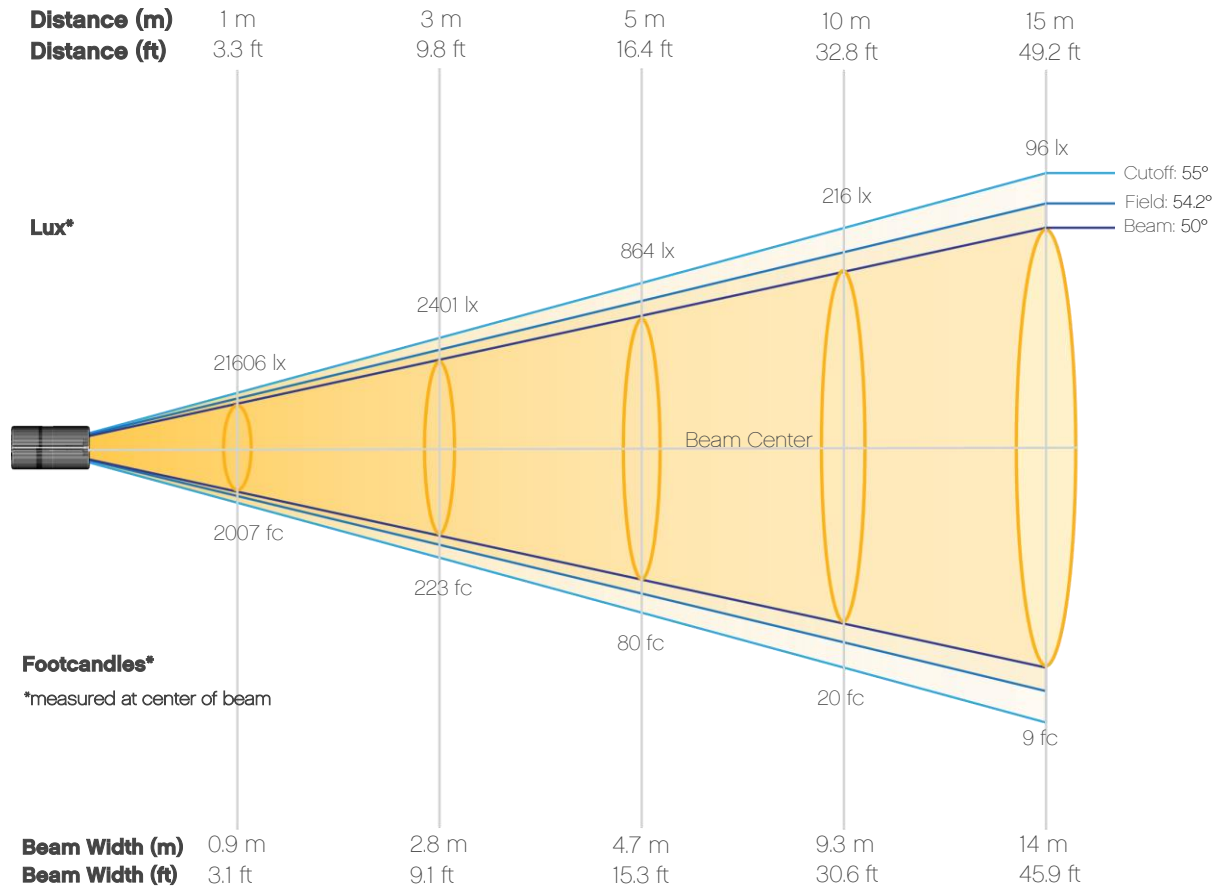
Color Temperature

6384 K

Photometric & Chromaticity Report

Ovation Rêve E-3 IP: 50deg Lens - Full Power

Beam Details

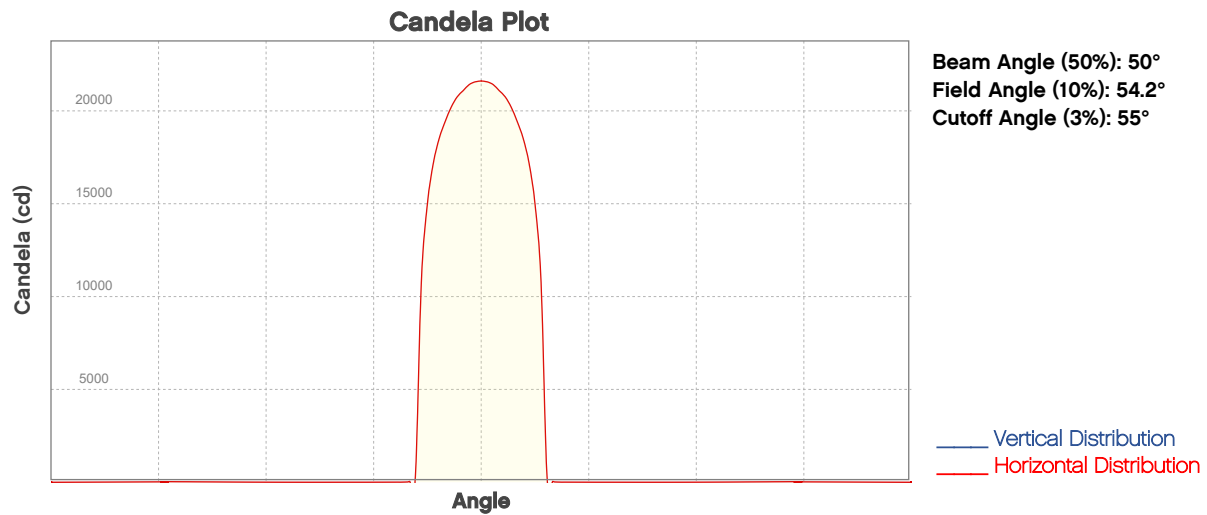


Beam Intensities from 1-20m (3.3-65.6ft)

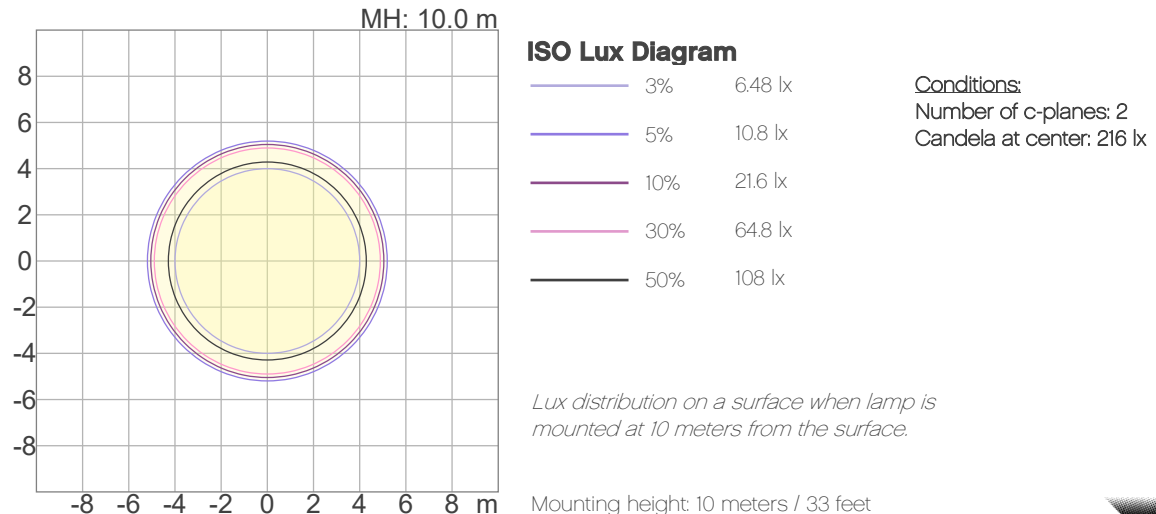
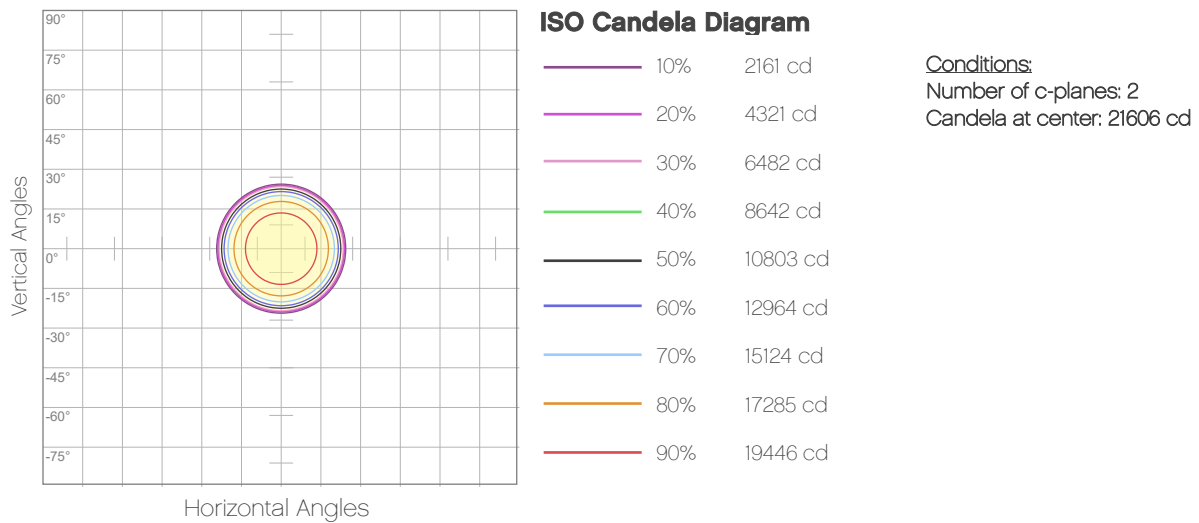
Distance	1m	2m	3m	4m	5m	6m	7m	8m	9m	10m
Lux	21606	5402	2401	1350	864	600	441	338	267	216
Distance	11m	12m	13m	14m	15m	16m	17m	18m	19m	20m
Lux	179	150	128	110	96	84	75	67	60	54
Distance	3.3ft	6.6ft	9.8ft	13.1ft	16.4ft	19.7ft	23ft	26.2ft	29.5ft	32.8ft
FC	2007	502	223	125	80	56	41	31	25	20
Distance	36.1ft	39.4ft	42.7ft	45.9ft	49.2ft	52.5ft	55.8ft	59.1ft	62.3ft	65.6ft
FC	17	14	12	10	9	8	7	6	6	5

Photometric & Chromaticity Report

Ovation Rêve E-3 IP: 50deg Lens - Full Power



ISO Diagrams

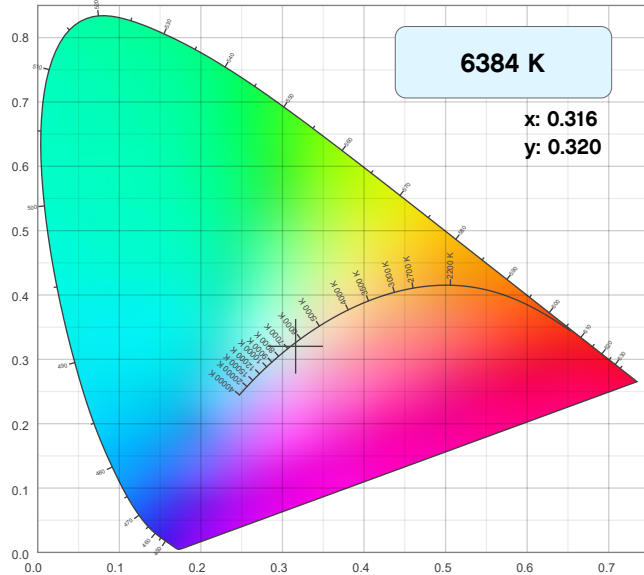


Photometric & Chromaticity Report

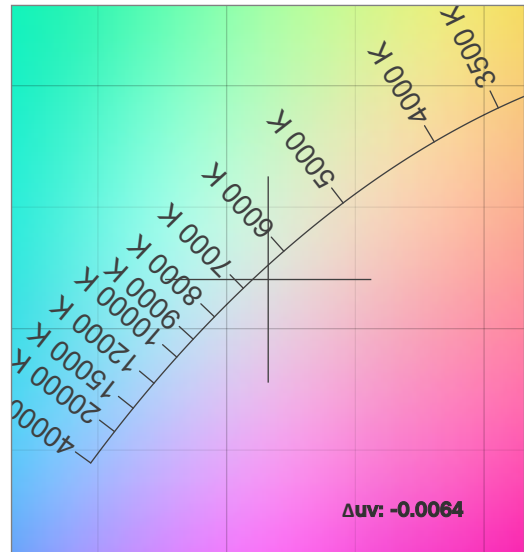
Ovation Rêve E-3 IP: 50deg Lens - Full Power

Chromaticity

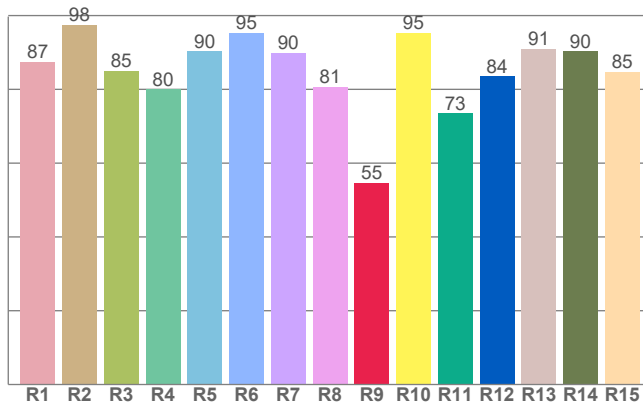
CIE 1931



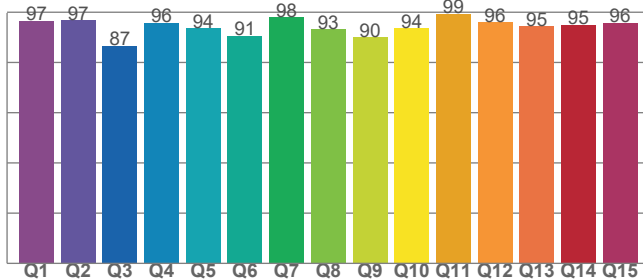
CIE 1931 - Zoom



CRI: 88.3 (R1-R8)



CQS: 93.5



Color Parameters

Color Temperature	Color Coordinate CIE 1931	Color Coordinate CIE 1931
CCT	x	y
6384 K	0.316	0.320

Color Deviation from Black Body Curve	Color Coordinate CIE 1964	Color Coordinate CIE 1964
Δuv	y	u
-0.0064	0.320	0.204

Color Rendering Index	Red Component	Color Quality Scale
CRI	CRI - R9	CQS
88.3	54.8	93.5

Television Lighting Consistency Index	Color Fidelity	Color Gamut
TLCI	TM30 - Rf	TM30 Rg
92	90.6	108.6

Photometric & Chromaticity Report

Ovation Rêve E-3 IP: 50deg Lens - Full Power

TM-30 Details

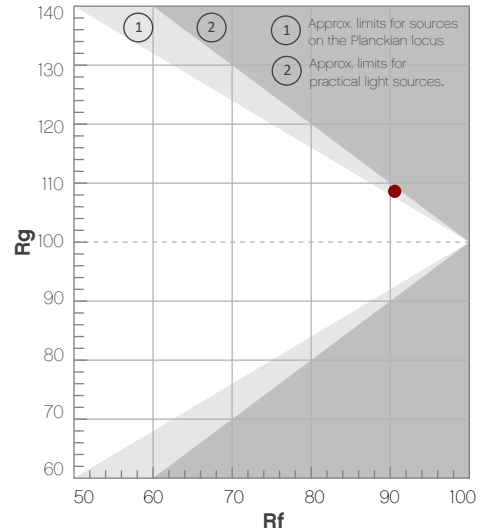
Rf 90.6

Fidelity Index
(R_f)

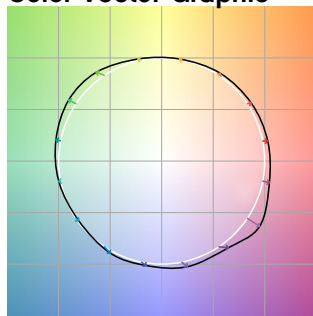
Rg 108.6

Gammut Index
(R_g)

Hue Bin	R _f	Graphic shifts (%)	
		Chroma	Hue
1	89	5%	-1%
2	93	4%	-2%
3	94	2%	0%
4	95	0%	2%
5	91	2%	3%
6	89	7%	5%
7	88	8%	1%
8	91	5%	-1%
9	95	2%	0%
10	93	-1%	3%
11	86	2%	8%
12	92	2%	5%
13	92	5%	4%
14	85	6%	7%
15	85	14%	0%
16	88	7%	0%



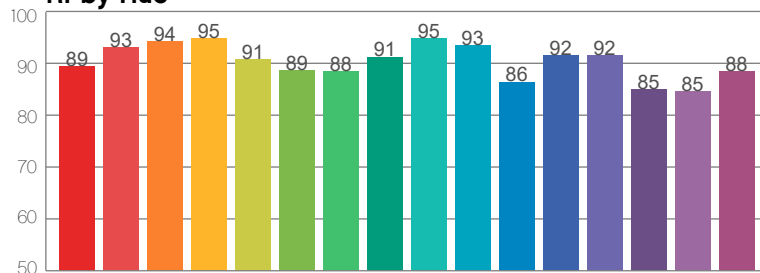
Color Vector Graphic



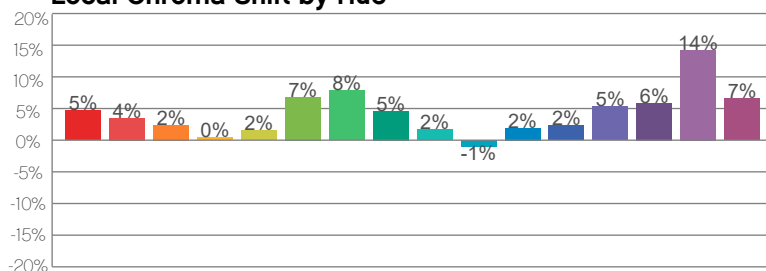
Color Distortion Graphic



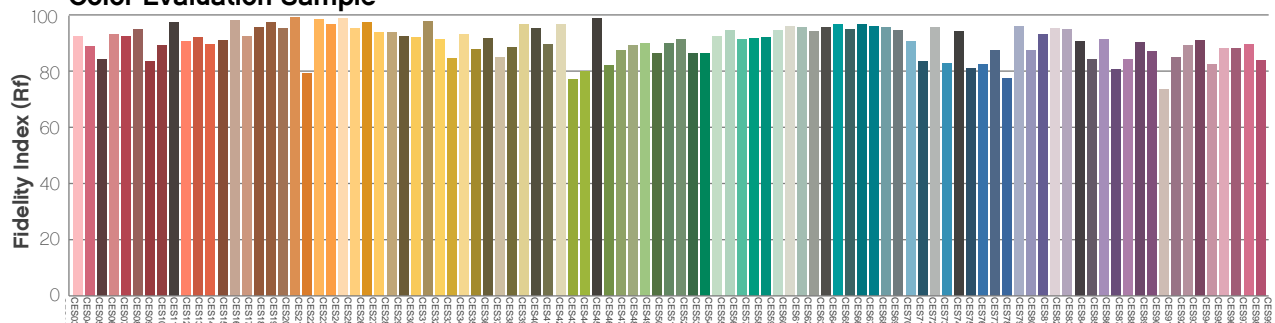
R_f by Hue



Local Chroma Shift by Hue



Color Evaluation Sample



Photometric & Chromaticity Report

Ovation Rêve E-3 IP: 50deg Lens - 3200K

Report Summary

Measurements

Fixture Output: 11406 lm
Fixture Peak: 21778 cd
Fixture Efficacy: 34 lm/W
Intensity @ 5m: 866 lux
Color Temperature: 3194 K
CRI: 94.1 CRI R9 Value: 89.5
CQS: 94.7
TLCI: 88
TM-30 Rf: 93.9
TM-30 Rg: 104.5
Beam Angle (50%): 48.8°
Field Angle (10%): 55.4°
Cutoff Angle (3%): 57°

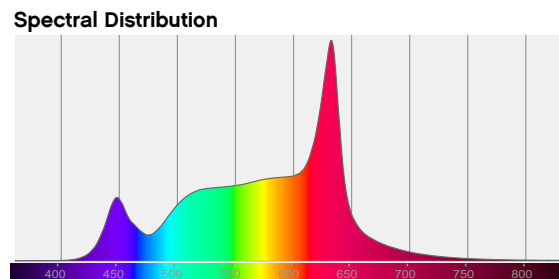
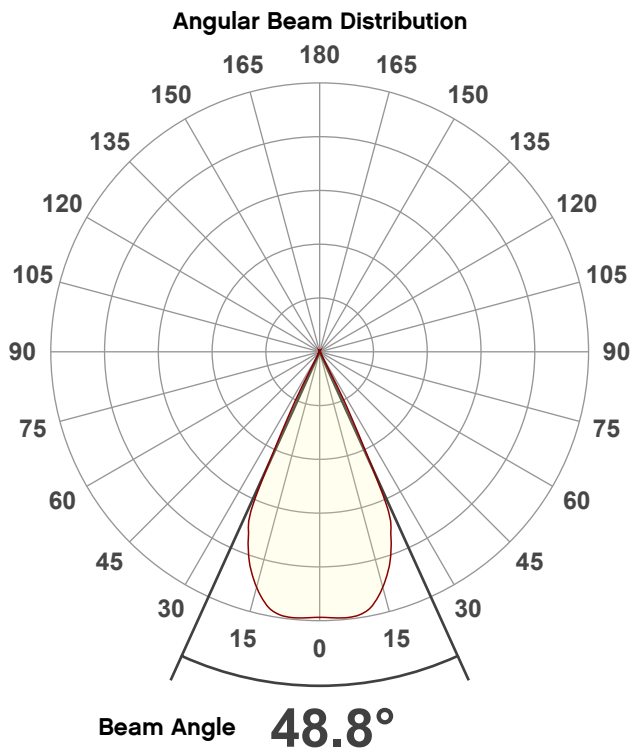


Conditions

AC Supply: 116 V, 60 Hz
Power: 336.01 W
Current: 2.89 A
Power Factor: 0.99

This data sheet conforms to American National Standard E1.9 – 2007 (R2017). All data was measured and calculated by a Viso Systems LabSpion Goniometer at the Chauvet PD Optics Laboratory in Sunrise, FL on 8/1/2022 to LM-63-2002 Standards.

Overall Measurement



Tested Color (CIE 1931):

X: 0.422

Y: 0.395



Light Quality

CRI: 94.1



Color Temperature

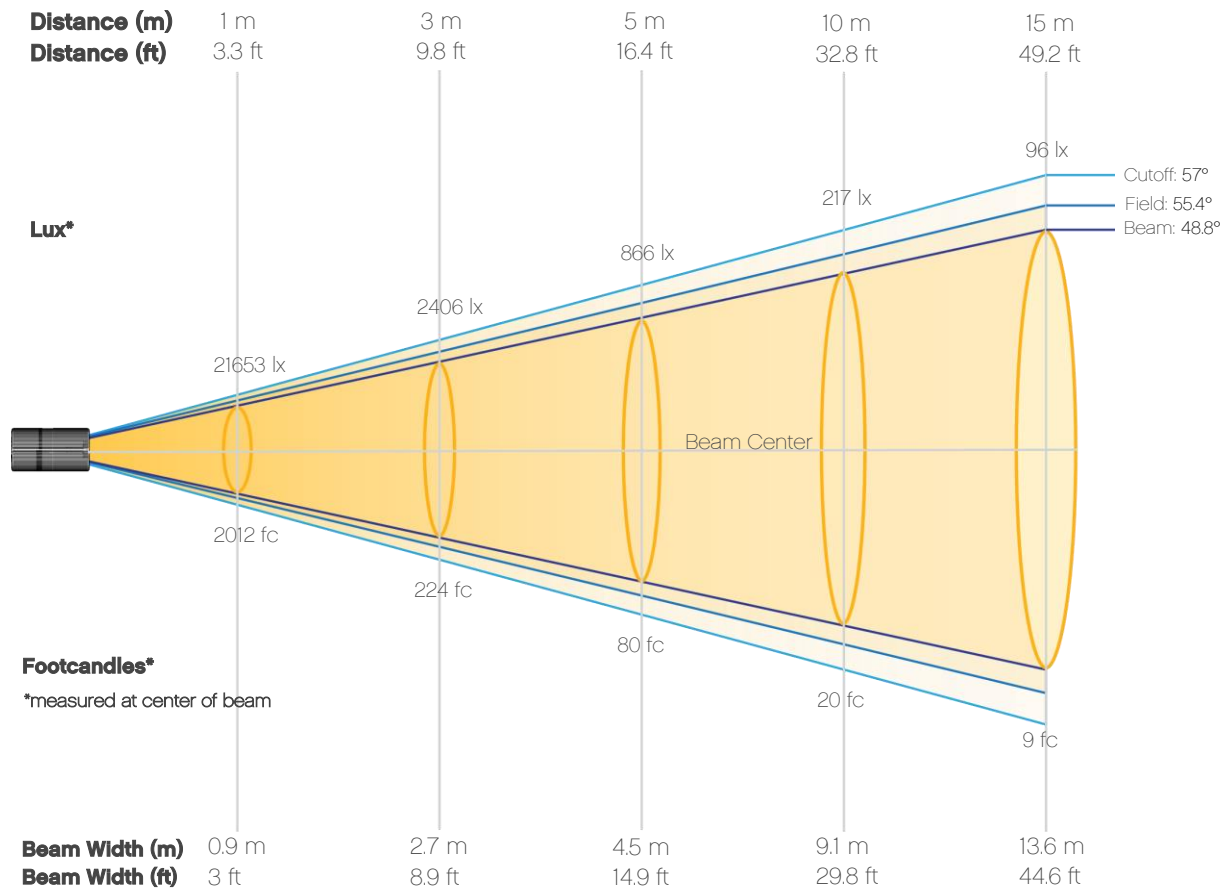
3194 K



Photometric & Chromaticity Report

Ovation Rêve E-3 IP: 50deg Lens - 3200K

Beam Details

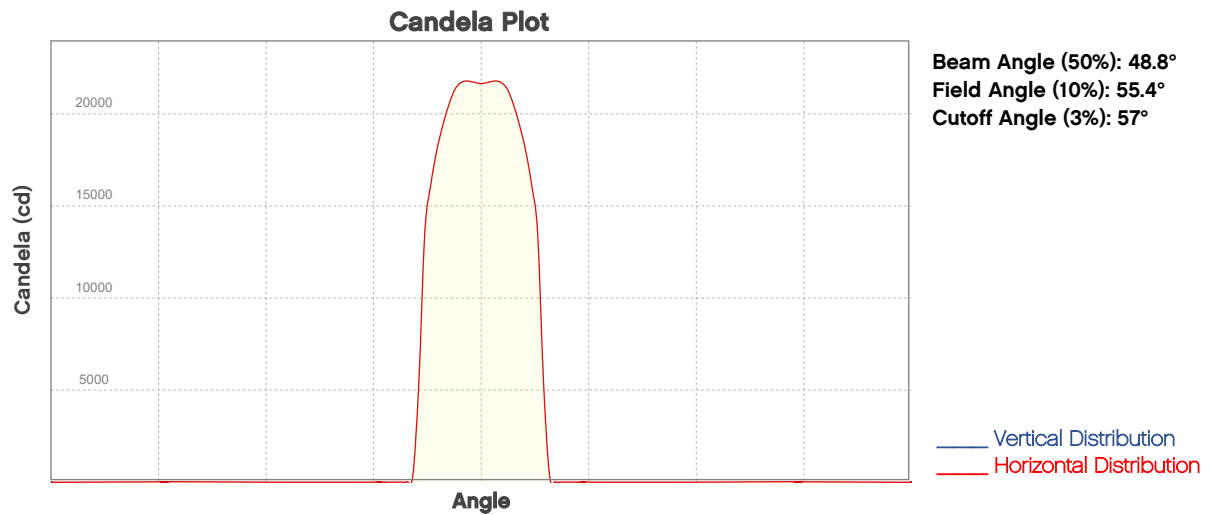


Beam Intensities from 1-20m (3.3-65.6ft)

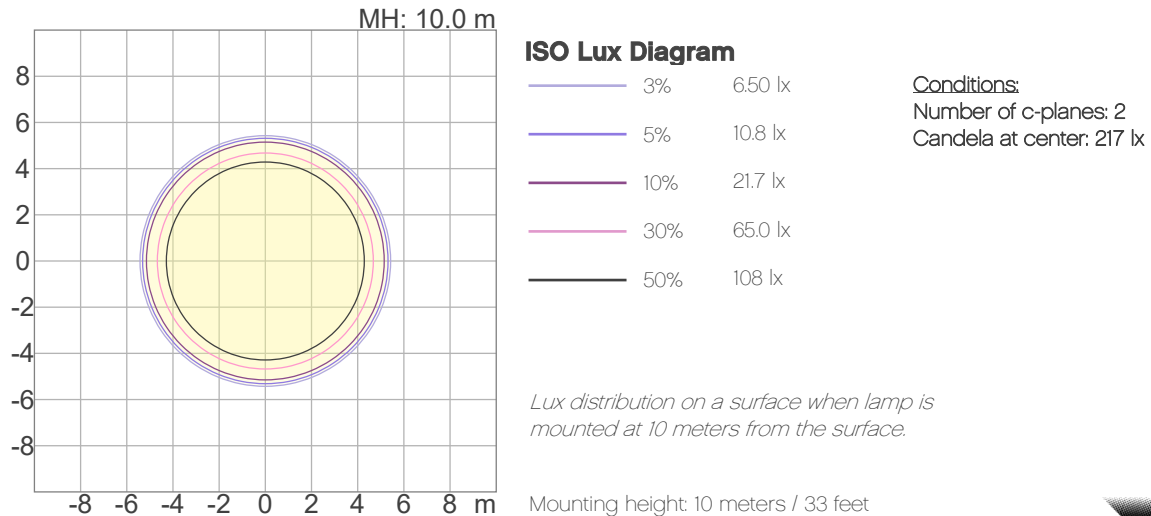
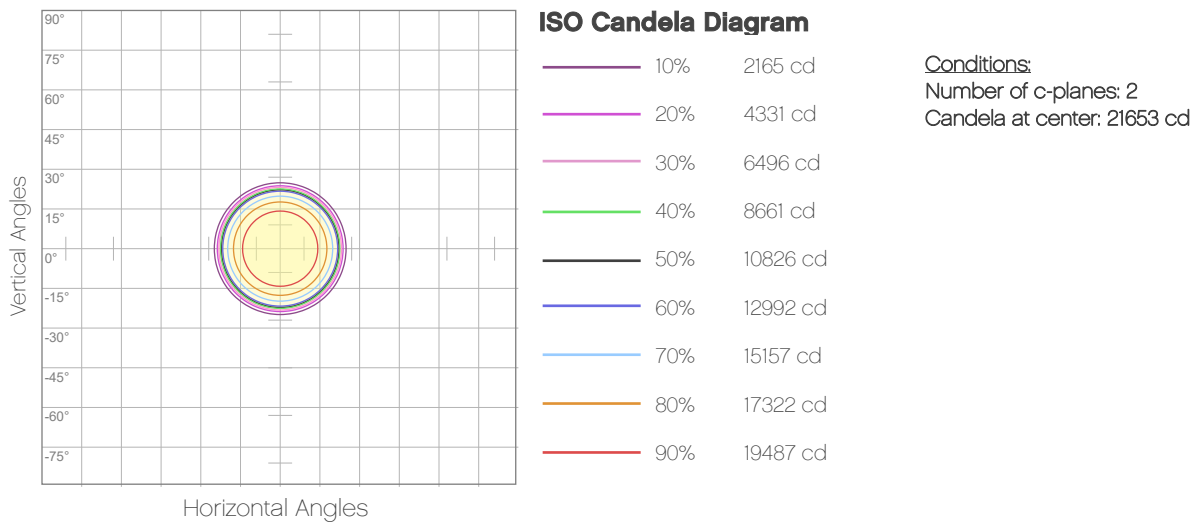
Distance	1m	2m	3m	4m	5m	6m	7m	8m	9m	10m
Lux	21653	5413	2406	1353	866	601	442	338	267	217
Distance	11m	12m	13m	14m	15m	16m	17m	18m	19m	20m
Lux	179	150	128	110	96	85	75	67	60	54
Distance	3.3ft	6.6ft	9.8ft	13.1ft	16.4ft	19.7ft	23ft	26.2ft	29.5ft	32.8ft
FC	2012	503	224	126	80	56	41	31	25	20
Distance	36.1ft	39.4ft	42.7ft	45.9ft	49.2ft	52.5ft	55.8ft	59.1ft	62.3ft	65.6ft
FC	17	14	12	10	9	8	7	6	6	5

Photometric & Chromaticity Report

Ovation Rêve E-3 IP: 50deg Lens - 3200K



ISO Diagrams



Chauvet Professional – www.chauvetprofessional.com

© 2022 Chauvet & Sons, LLC. All rights reserved

All product specifications, measurements and dimensions are subject to change without notice

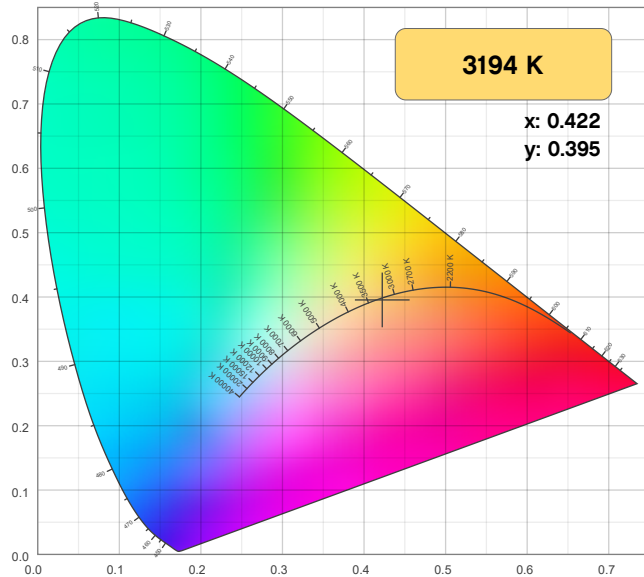


Photometric & Chromaticity Report

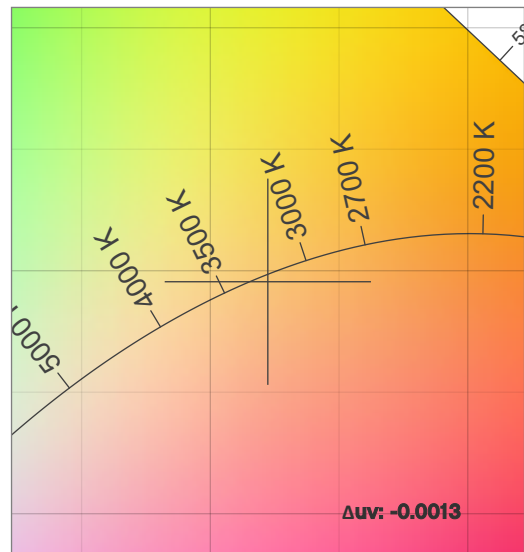
Ovation Rêve E-3 IP: 50deg Lens - 3200K

Chromaticity

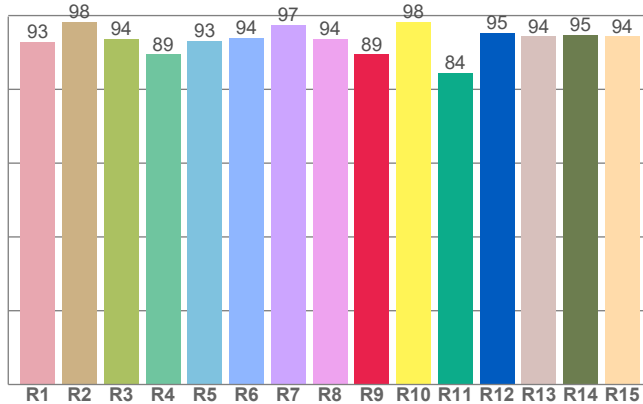
CIE 1931



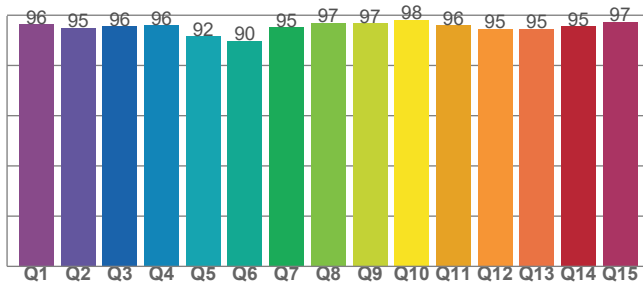
CIE 1931 - Zoom



CRI: 94.1 (R1-R8)



CQS: 94.7



Color Parameters

Color Temperature	Color Coordinate CIE 1931	Color Coordinate CIE 1931
CCT	x	y
3194 K	0.422	0.395

Color Deviation from Black Body Curve	Color Coordinate CIE 1964	Color Coordinate CIE 1964
Δuv	y	u
-0.0013	0.395	0.245

Color Rendering Index	Red Component	Color Quality Scale
CRI	CRI - R9	CQS
94.1	89.5	94.7

Television Lighting Consistency Index	Color Fidelity	Color Gamut
TLCI	TM30 - Rf	TM30 Rg
88	93.9	104.5

Photometric & Chromaticity Report

Ovation Rêve E-3 IP: 50deg Lens - 3200K

TM-30 Details

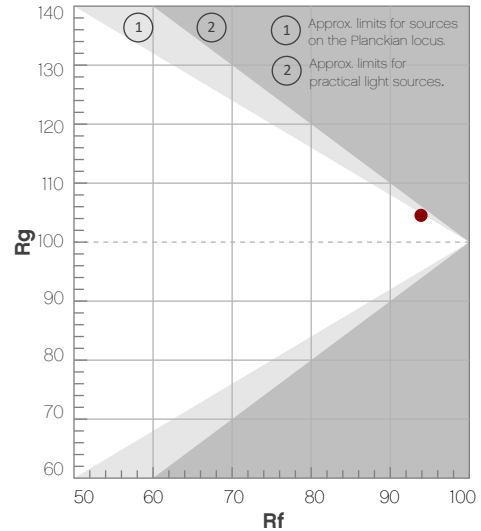
Rf 93.9

Fidelity Index
(R_f)

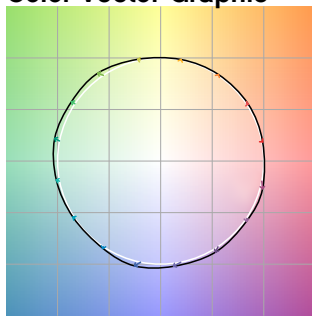
Rg 104.5

Gammut Index
(R_g)

Hue Bin	R _f	Graphic shifts (%)	
		Chroma	Hue
1	95	1%	-1%
2	95	1%	-1%
3	95	1%	0%
4	97	0%	0%
5	95	1%	3%
6	91	5%	3%
7	94	4%	0%
8	92	5%	-1%
9	94	3%	-2%
10	95	1%	-2%
11	97	2%	1%
12	89	5%	-5%
13	90	3%	-8%
14	92	3%	-5%
15	93	2%	-2%
16	90	2%	-7%



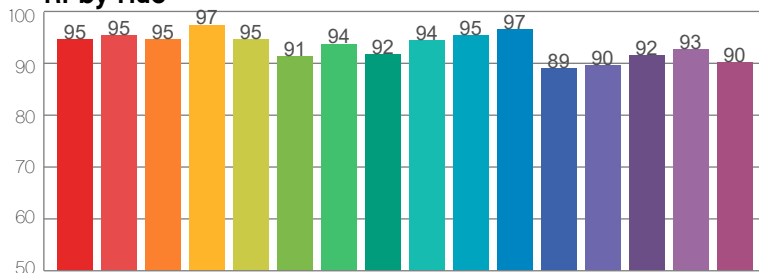
Color Vector Graphic



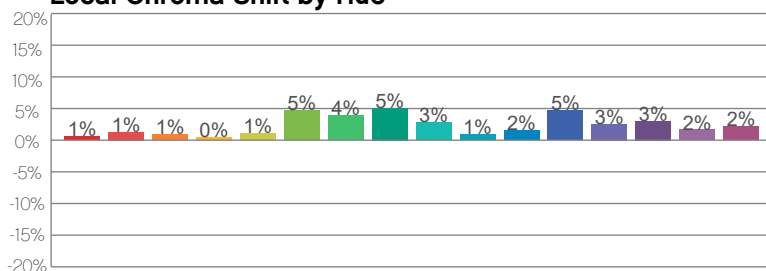
Color Distortion Graphic



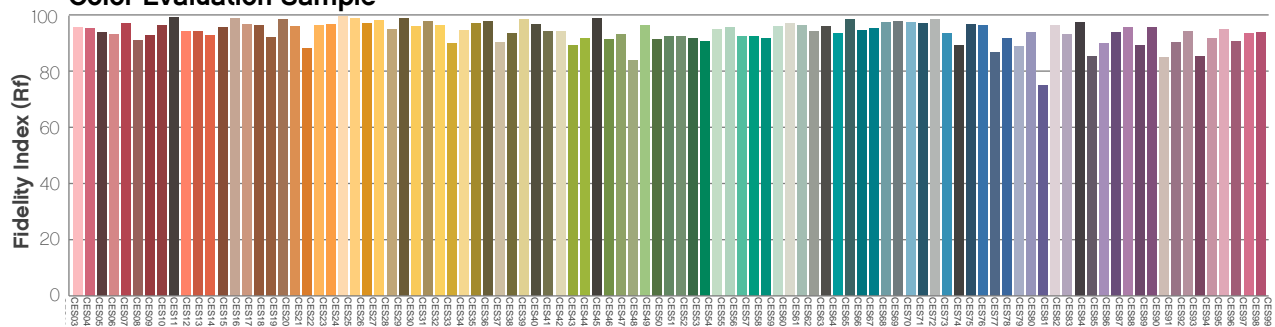
R_f by Hue



Local Chroma Shift by Hue



Color Evaluation Sample



Photometric & Chromaticity Report

Ovation Rêve E-3 IP: 50deg Lens - 4000K

Report Summary

Measurements

Fixture Output: 12615 lm
Fixture Peak: 24235 cd
Fixture Efficacy: 35 lm/W
Intensity @ 5m: 969 lux
Color Temperature: 4037 K
CRI: 95.7 CRI R9 Value: 95.3
CQS: 96.3
TLCI: 91
TM-30 Rf: 94.2
TM-30 Rg: 103.3
Beam Angle (50%): 49.3°
Field Angle (10%): 54.1°
Cutoff Angle (3%): 58.6°

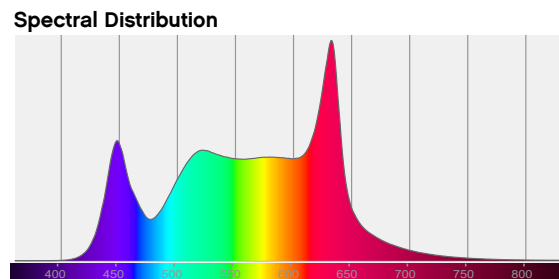
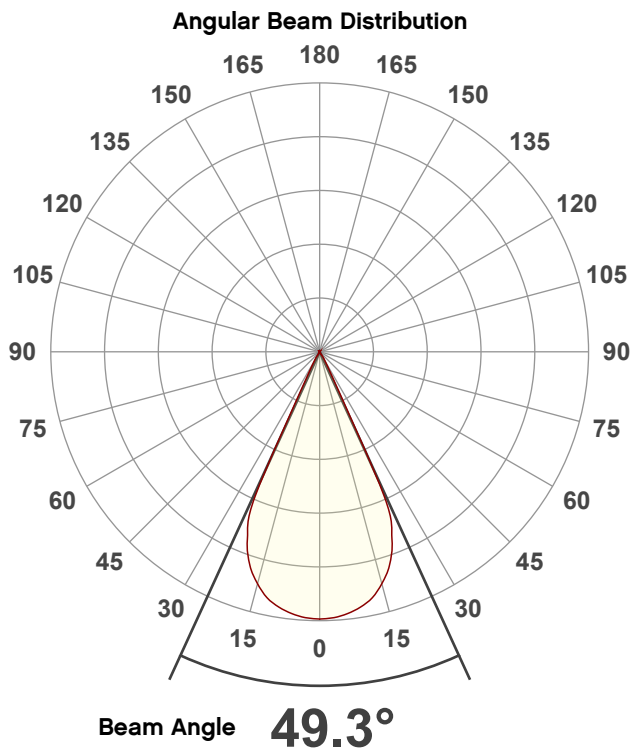


Conditions

AC Supply: 116 V, 60 Hz
Power: 366.39 W
Current: 3.17 A
Power Factor: 1.0

This data sheet conforms to American National Standard E1.9 – 2007 (R2017). All data was measured and calculated by a Viso Systems LabSpion Goniometer at the Chauvet PD Optics Laboratory in Sunrise, FL on 8/1/2022 to LM-63-2002 Standards.


Overall Measurement



Tested Color (CIE 1931):

X: 0.380

Y: 0.379



Light Quality

CRI: 95.7

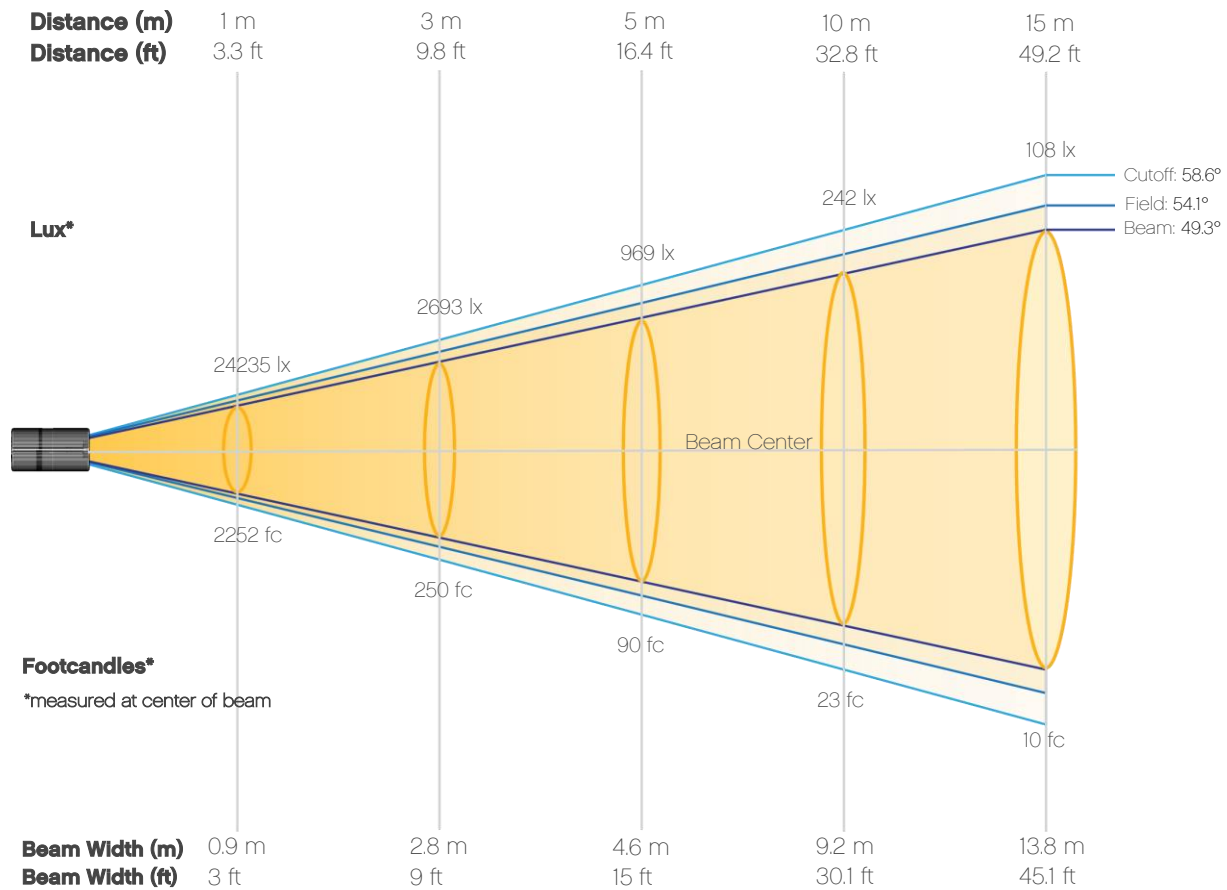
Color Temperature

4037 K

Photometric & Chromaticity Report

Ovation Rêve E-3 IP: 50deg Lens - 4000K

Beam Details

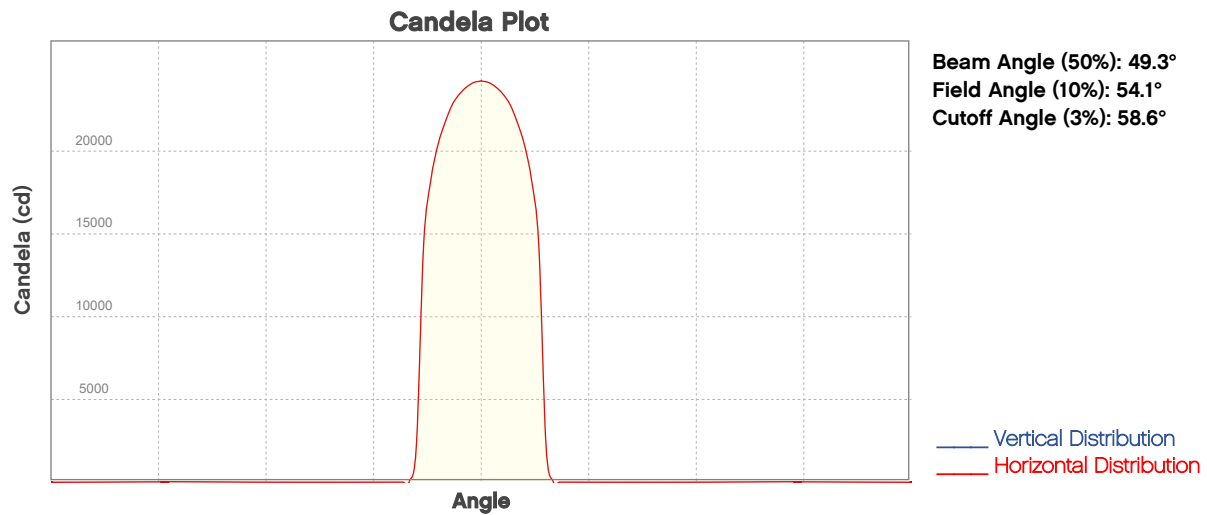


Beam Intensities from 1-20m (3.3-65.6ft)

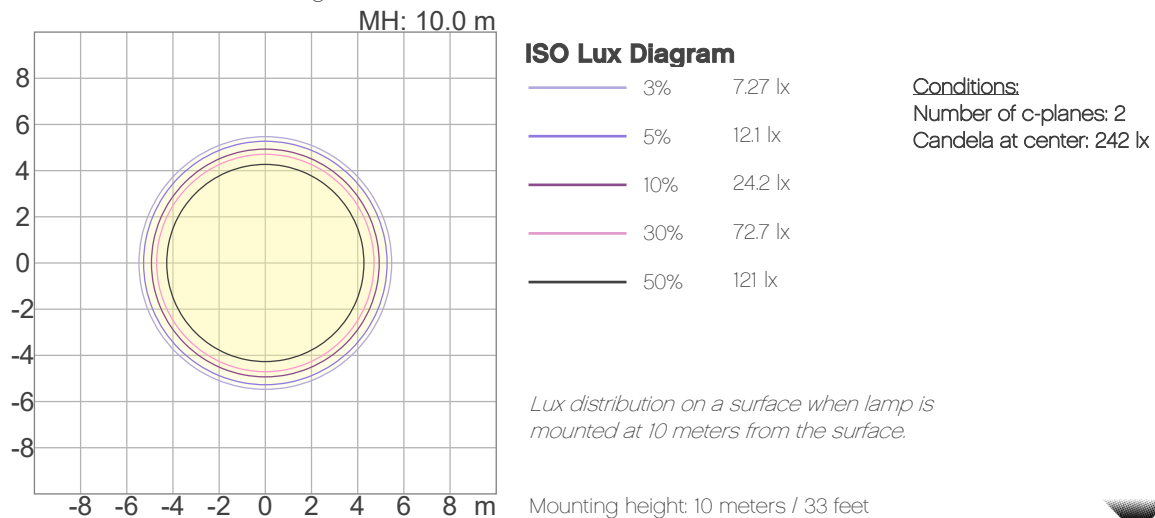
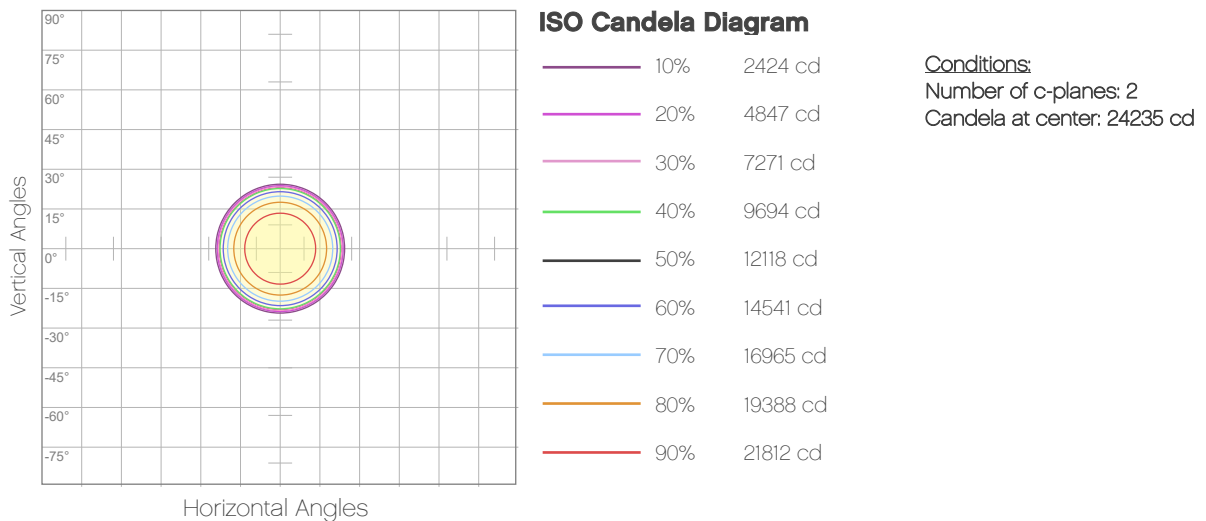
Distance	1m	2m	3m	4m	5m	6m	7m	8m	9m	10m
Lux	24235	6059	2693	1515	969	673	495	379	299	242
Distance	11m	12m	13m	14m	15m	16m	17m	18m	19m	20m
Lux	200	168	143	124	108	95	84	75	67	61
Distance	3.3ft	6.6ft	9.8ft	13.1ft	16.4ft	19.7ft	23ft	26.2ft	29.5ft	32.8ft
FC	2252	563	250	141	90	63	46	35	28	23
Distance	36.1ft	39.4ft	42.7ft	45.9ft	49.2ft	52.5ft	55.8ft	59.1ft	62.3ft	65.6ft
FC	19	16	13	11	10	9	8	7	6	6

Photometric & Chromaticity Report

Ovation Rêve E-3 IP: 50deg Lens - 4000K



ISO Diagrams



Chauvet Professional – www.chauvetprofessional.com

© 2022 Chauvet & Sons, LLC. All rights reserved

All product specifications, measurements and dimensions are subject to change without notice

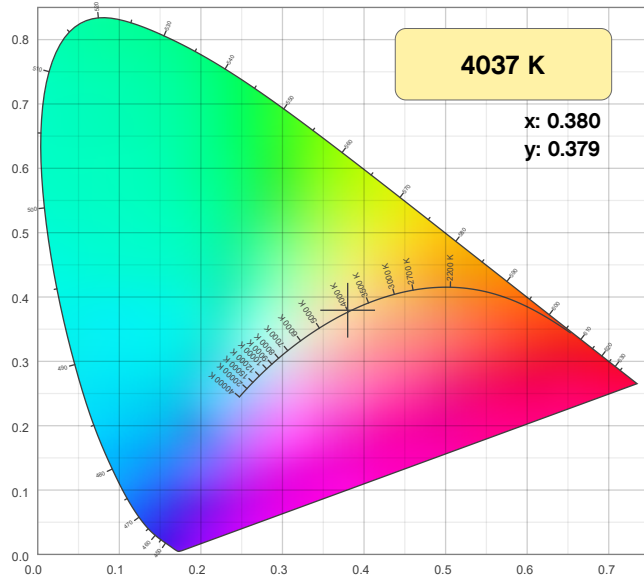


Photometric & Chromaticity Report

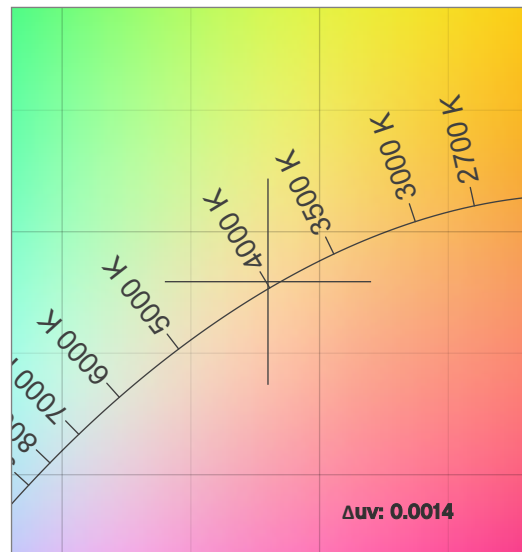
Ovation Rêve E-3 IP: 50deg Lens - 4000K

Chromaticity

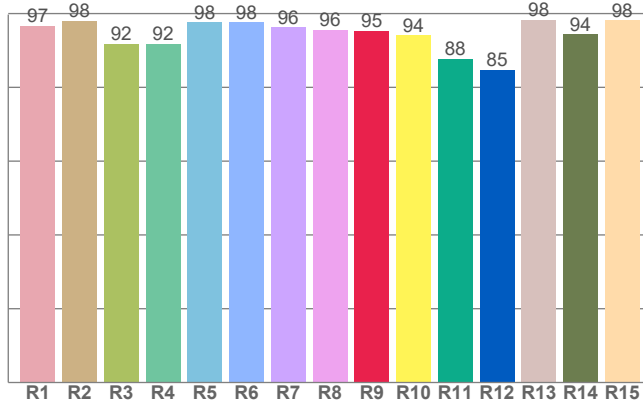
CIE 1931



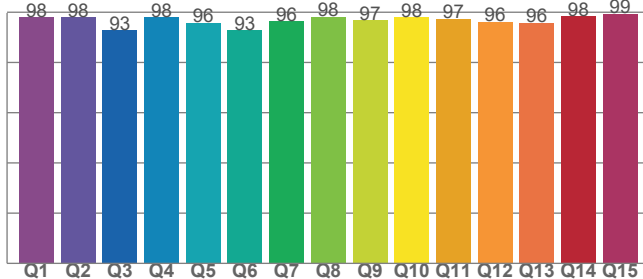
CIE 1931 - Zoom



CRI: 95.7 (R1-R8)



CQS: 96.3



Color Parameters

Color Temperature	Color Coordinate CIE 1931	Color Coordinate CIE 1931
CCT	x	y
4037 K	0.380	0.379

Color Deviation from Black Body Curve	Color Coordinate CIE 1964	Color Coordinate CIE 1964
Δuv	y	u
0.0014	0.379	0.224

Color Rendering Index	Red Component	Color Quality Scale
CRI	CRI - R9	CQS
95.7	95.3	96.3

Television Lighting Consistency Index	Color Fidelity	Color Gamut
TLCI	TM30 - Rf	TM30 Rg
91	94.2	103.3

Photometric & Chromaticity Report

Ovation Rêve E-3 IP: 50deg Lens - 4000K

TM-30 Details

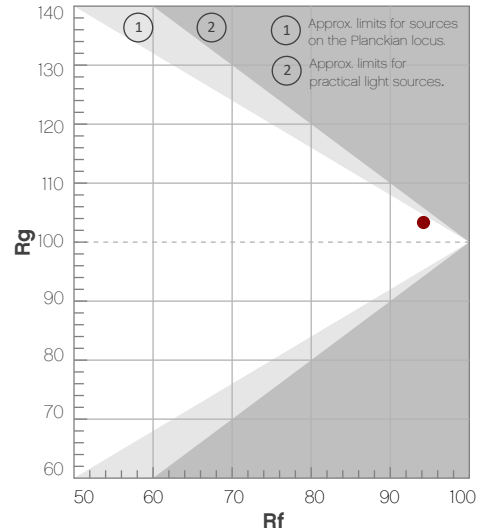
Rf 94.2

Fidelity Index
(R_f)

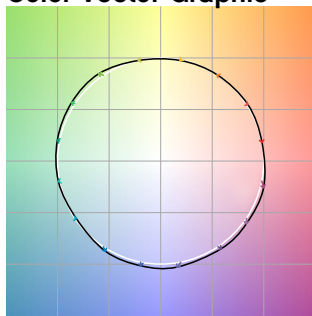
Rg 103.3

Gammut Index
(R_g)

Hue Bin	R _f	Graphic shifts (%)	
		Chroma	Hue
1	95	0%	-1%
2	97	1%	-1%
3	96	0%	1%
4	97	-1%	0%
5	94	0%	2%
6	93	4%	3%
7	94	3%	1%
8	94	2%	0%
9	96	1%	0%
10	97	-1%	1%
11	92	2%	4%
12	90	3%	1%
13	92	4%	-4%
14	95	3%	2%
15	92	3%	-4%
16	90	3%	-6%



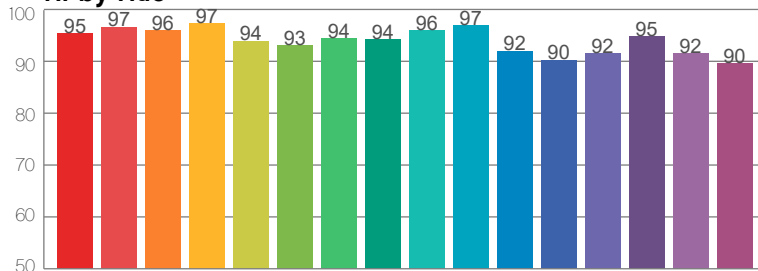
Color Vector Graphic



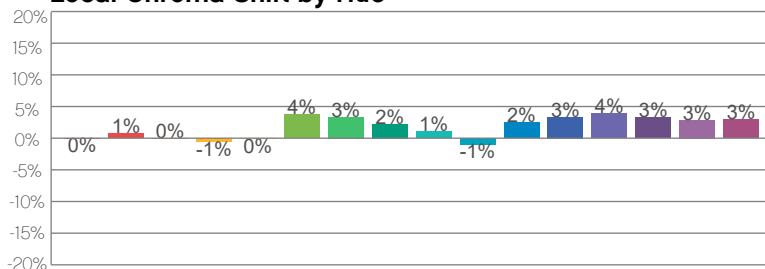
Color Distortion Graphic



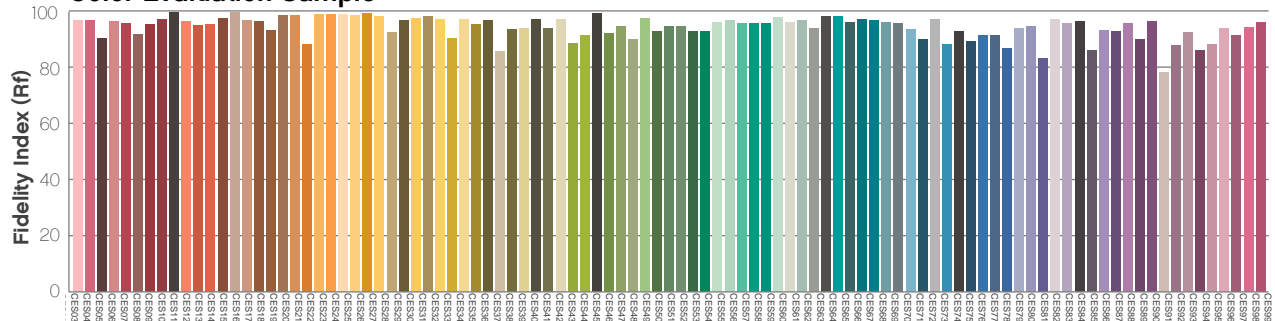
R_f by Hue



Local Chroma Shift by Hue



Color Evaluation Sample



Photometric & Chromaticity Report

Ovation Rêve E-3 IP: 50deg Lens - 5600K

Report Summary

Measurements

Fixture Output: 12013 lm
Fixture Peak: 23007 cd
Fixture Efficacy: 34 lm/W
Intensity @ 5m: 920 lux
Color Temperature: 5599 K
CRI: 94.5 CRI R9 Value: 95.5
CQS: 94.1
TLCI: 93
TM-30 Rf: 92.3
TM-30 Rg: 104.1
Beam Angle (50%): 50°
Field Angle (10%): 54.1°
Cutoff Angle (3%): 55°

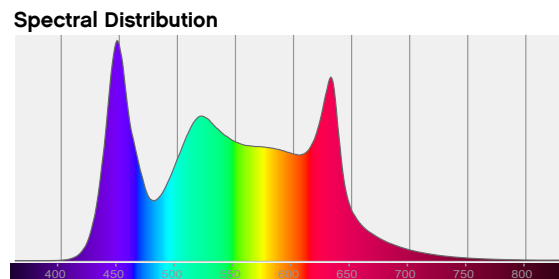
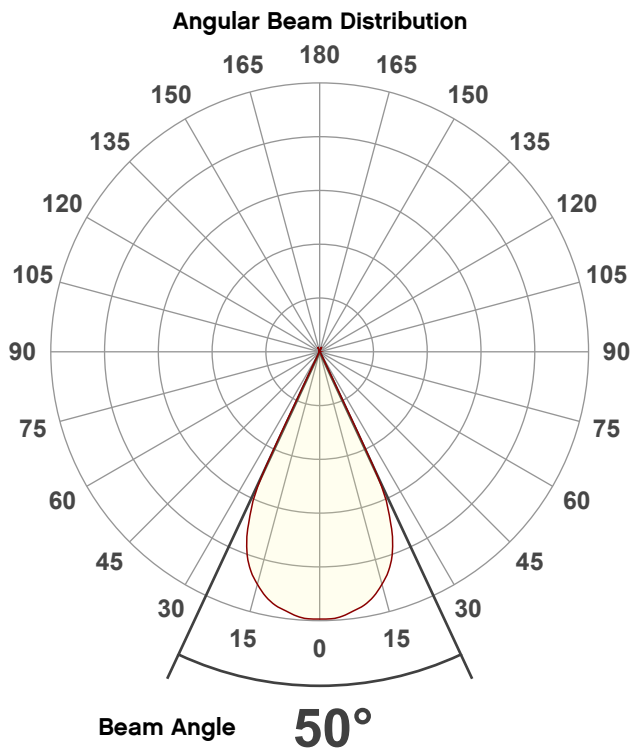


Conditions

AC Supply: 116 V, 60 Hz
Power: 359.03 W
Current: 3.10 A
Power Factor: 1.0

This data sheet conforms to American National Standard E1.9 – 2007 (R2017). All data was measured and calculated by a Viso Systems LabSpion Goniometer at the Chauvet PD Optics Laboratory in Sunrise, FL on 8/1/2022 to LM-63-2002 Standards.


Overall Measurement



Tested Color (CIE 1931):

X: 0.330

Y: 0.341



Light Quality

CRI: 94.5

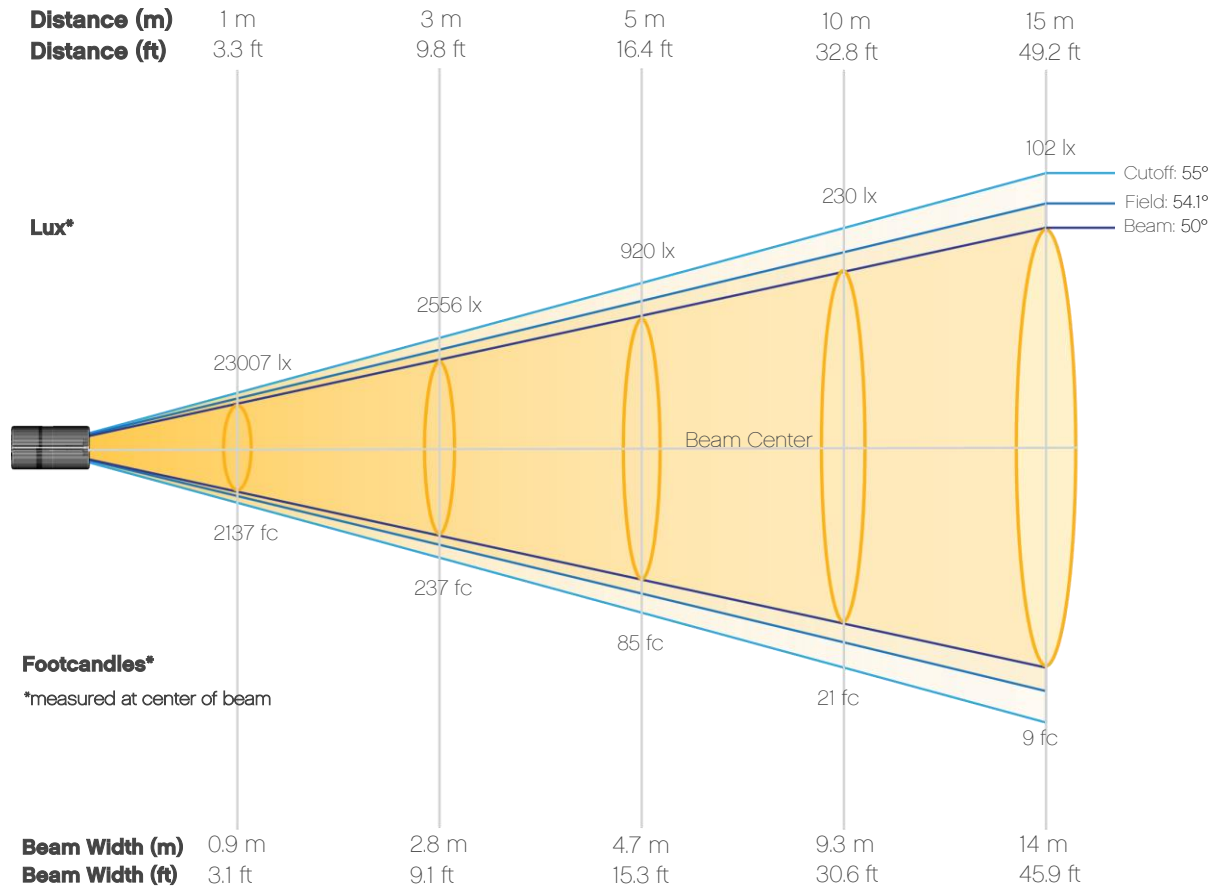
Color Temperature

5599 K

Photometric & Chromaticity Report

Ovation Rêve E-3 IP: 50deg Lens - 5600K

Beam Details

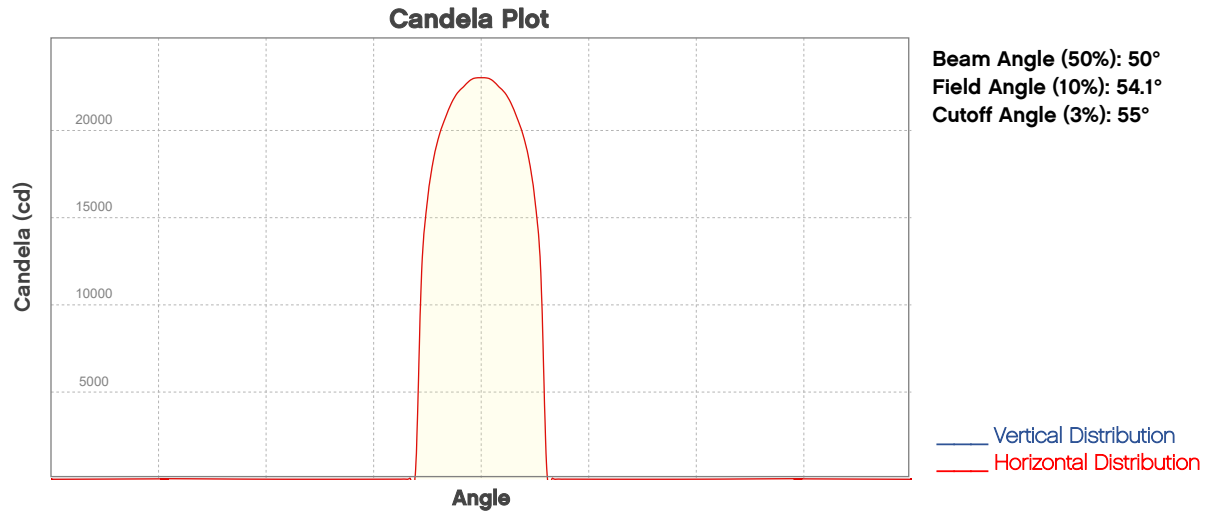


Beam Intensities from 1-20m (3.3-65.6ft)

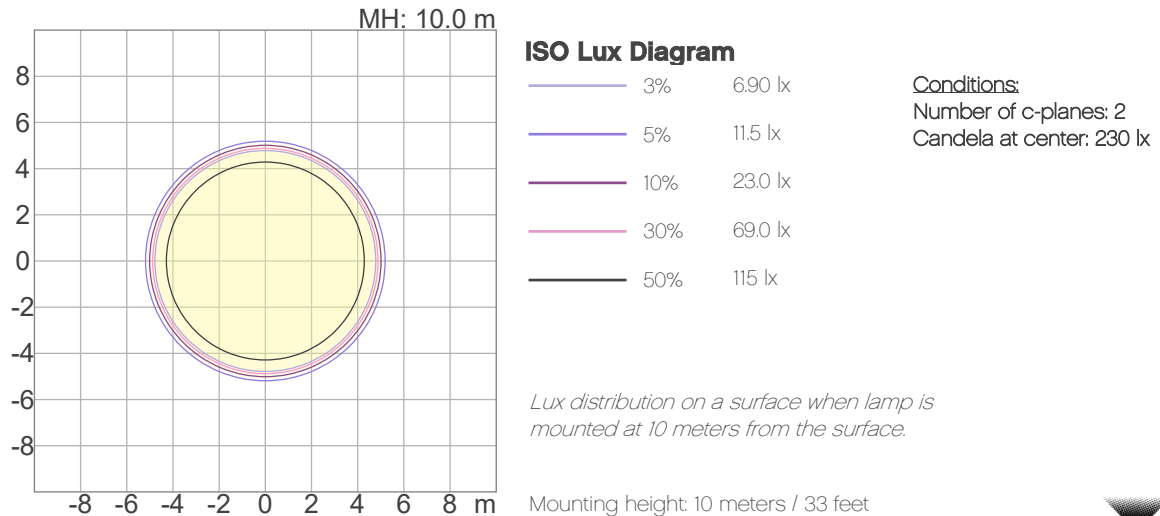
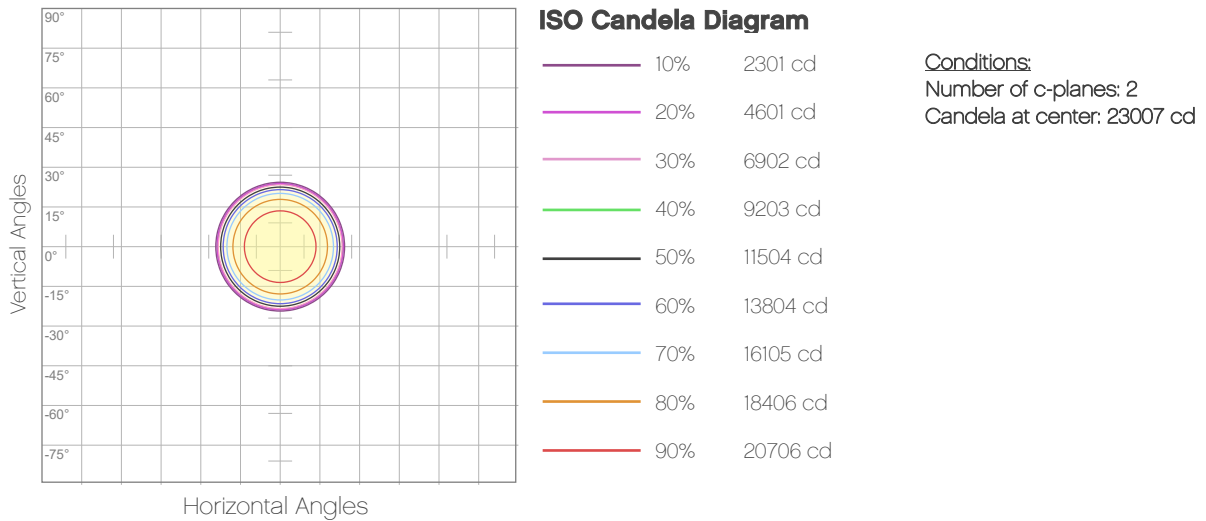
Distance	1m	2m	3m	4m	5m	6m	7m	8m	9m	10m
Lux	23007	5752	2556	1438	920	639	470	359	284	230
Distance	11m	12m	13m	14m	15m	16m	17m	18m	19m	20m
Lux	190	160	136	117	102	90	80	71	64	58
Distance	3.3ft	6.6ft	9.8ft	13.1ft	16.4ft	19.7ft	23ft	26.2ft	29.5ft	32.8ft
FC	2137	534	237	134	85	59	44	33	26	21
Distance	36.1ft	39.4ft	42.7ft	45.9ft	49.2ft	52.5ft	55.8ft	59.1ft	62.3ft	65.6ft
FC	18	15	13	11	9	8	7	7	6	5

Photometric & Chromaticity Report

Ovation Rêve E-3 IP: 50deg Lens - 5600K



ISO Diagrams

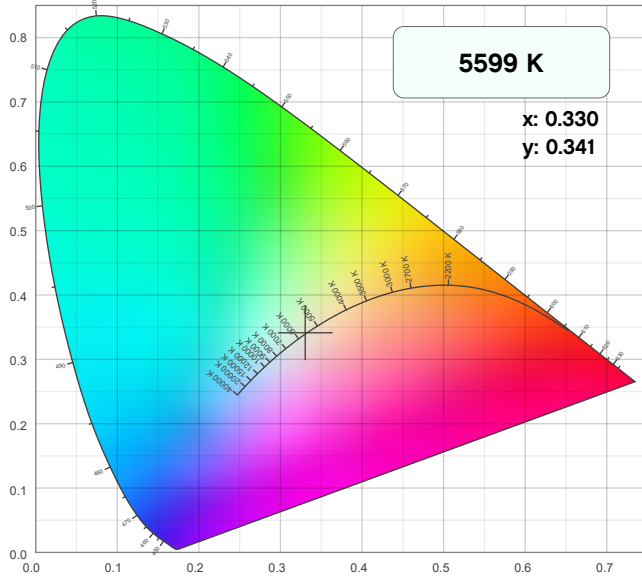


Photometric & Chromaticity Report

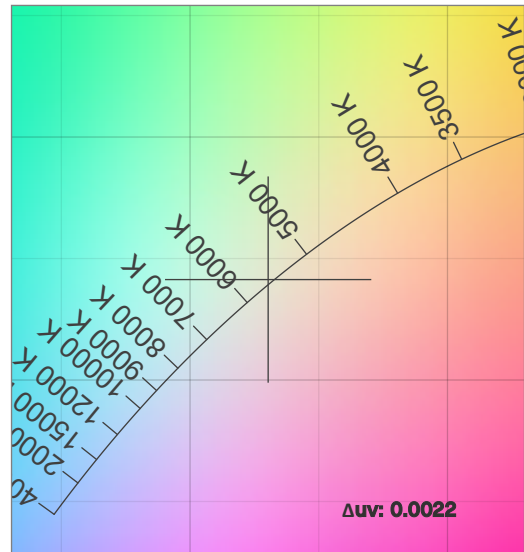
Ovation Rêve E-3 IP: 50deg Lens - 5600K

Chromaticity

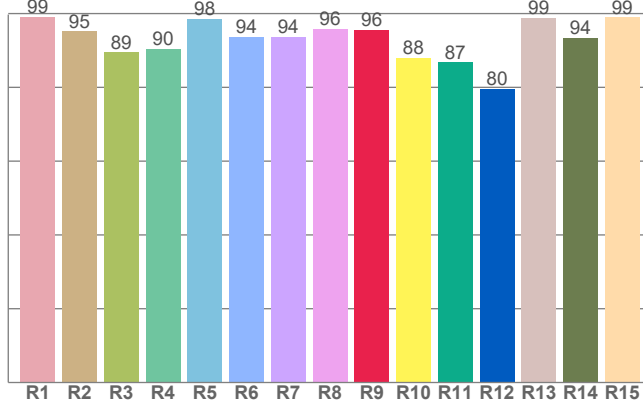
CIE 1931



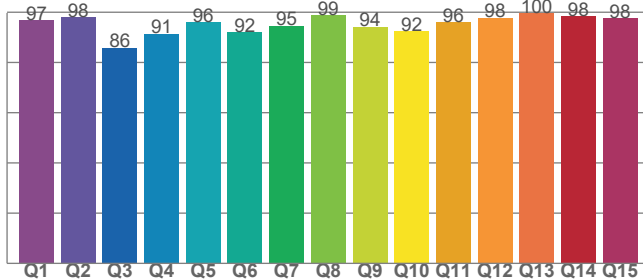
CIE 1931 - Zoom



CRI: 94.5 (R1-R8)



CQS: 94.1



Color Parameters

Color Temperature	Color Coordinate CIE 1931	Color Coordinate CIE 1931
CCT	x	y
5599 K	0.330	0.341

Color Deviation from Black Body Curve	Color Coordinate CIE 1964	Color Coordinate CIE 1964
Δuv	y	u
0.0022	0.341	0.205

Color Rendering Index	Red Component	Color Quality Scale
CRI	CRI - R9	CQS
94.5	95.5	94.1

Television Lighting Consistency Index	Color Fidelity	Color Gamut
TLCI	TM30 - Rf	TM30 Rg
93	92.3	104.1

Photometric & Chromaticity Report

Ovation Rêve E-3 IP: 50deg Lens - 5600K

TM-30 Details

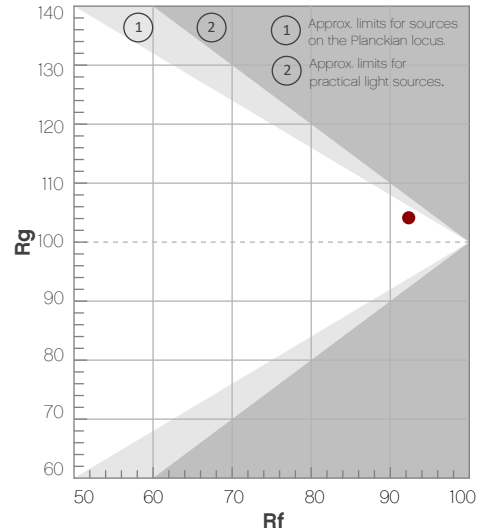
Rf 92.3

Fidelity Index
(R_f)

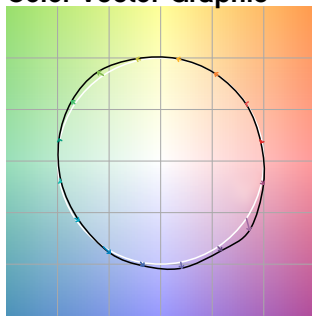
Rg 104.1

Gammut Index
(R_g)

Hue Bin	R _f	Graphic shifts (%)	
		Chroma	Hue
1	95	-1%	-1%
2	98	0%	0%
3	93	0%	4%
4	93	1%	4%
5	91	2%	4%
6	91	6%	3%
7	94	4%	0%
8	95	1%	-2%
9	96	-1%	1%
10	92	-2%	4%
11	85	1%	9%
12	93	3%	4%
13	92	6%	0%
14	91	5%	1%
15	87	9%	-8%
16	94	2%	-3%



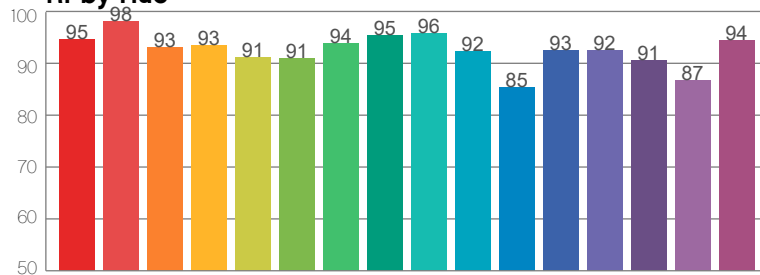
Color Vector Graphic



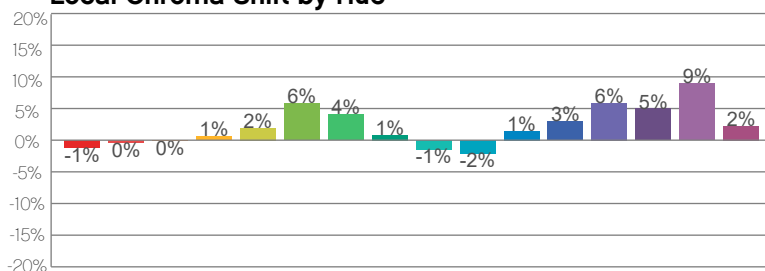
Color Distortion Graphic



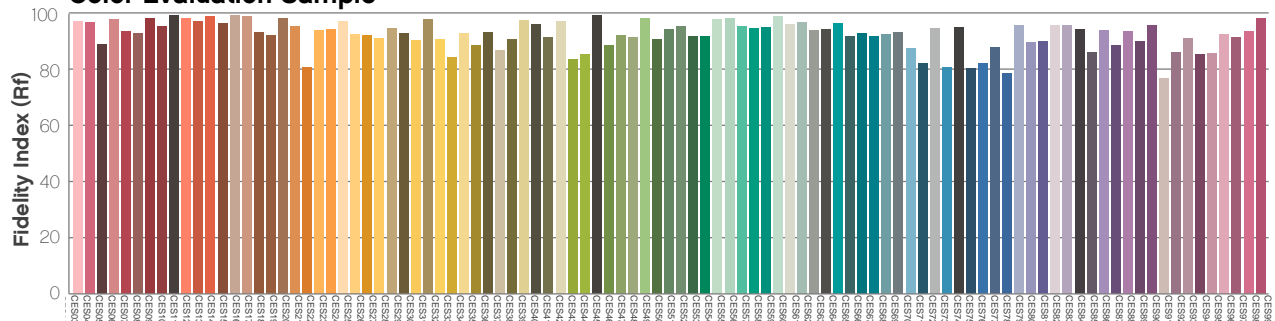
R_f by Hue



Local Chroma Shift by Hue



Color Evaluation Sample



Chromaticity Report

Ovation Rêve E-3 IP: 26deg Lens - Red Only

Report Summary

Measurements

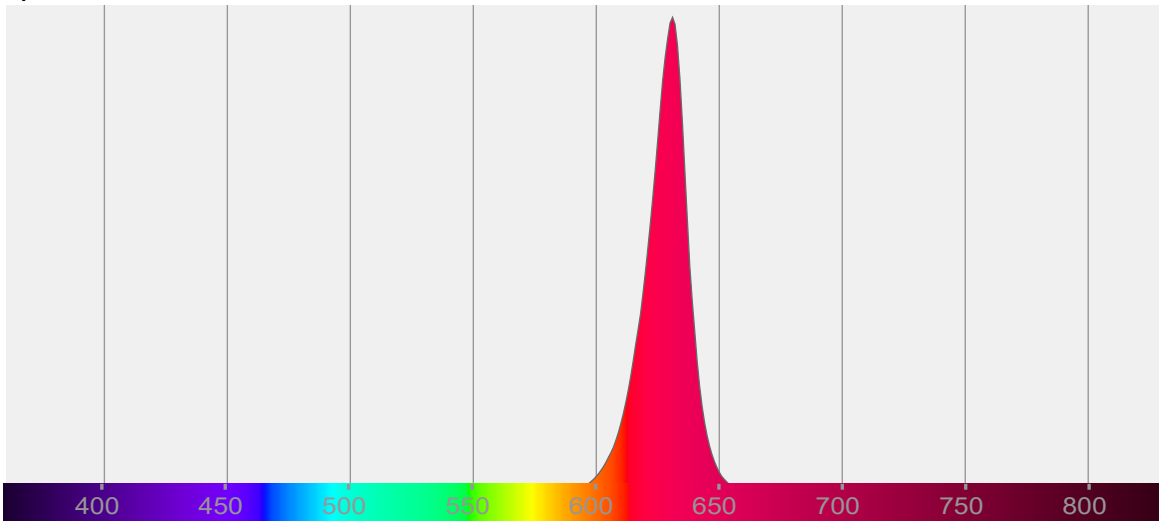
Total Lumens: 1910 lm
Peak Intensity: 13090 cd
Fixture Efficacy: 26 lm/W

Correlated Color Temperature: 0K
 Δuv : n/a

CRI: 0.0 CRI R9 Value: 0.0
CQS: 0.0
TLCI: n/a
TM-30-18 Rf: 0.0
TM-30-18 Rg: 0.0
1st Dominant Wavelength: 631 nm
2nd Dominant Wavelength: n/a nm



Spectral Distribution



Tested Color

0 K
CIE 1931 Coordinates:
X: 0.695 Y: 0.305

Color Temperature

0 K

Light Quality

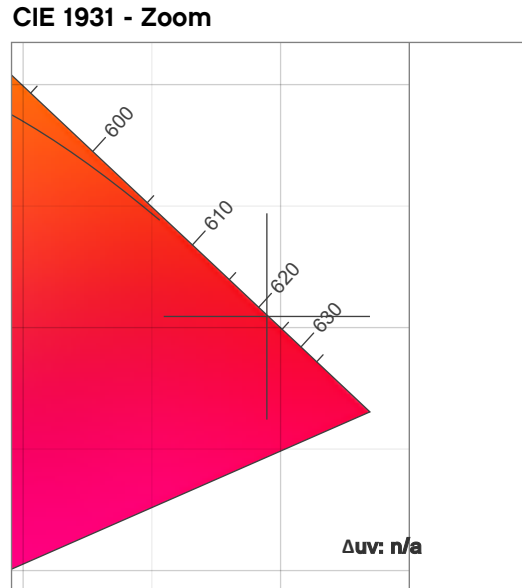
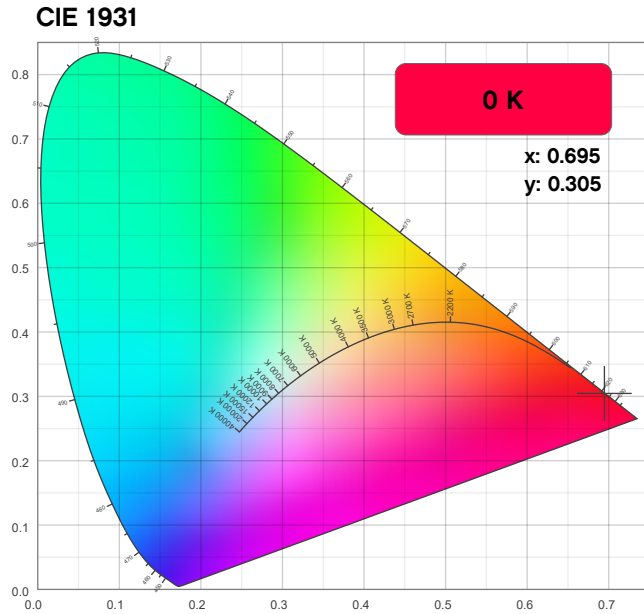
CRI: 0.0

Notes:

Chromaticity Report

Ovation Rêve E-3 IP: 26deg Lens - Red Only

Chromaticity



CRI: 0.0 (R1-R8)

0	0	0	0	0	0	0	0	0	0	0	0	0	0	0
R1	R2	R3	R4	R5	R6	R7	R8	R9	R10	R11	R12	R13	R14	R15

CQS: 0.0

Q1	Q2	Q3	Q4	Q5	Q6	Q7	Q8	Q9	Q10	Q11	Q12	Q13	Q14	Q15

Color Parameters

Color Temperature	Color Coordinate CIE 1931	Color Coordinate CIE 1931
CCT	x	y
0 K	0.695	0.305

Color Deviation from Black Body Curve	Color Coordinate CIE 1964	Color Coordinate CIE 1964
Δuv	y	u
n/a	0.305	0.528

Color Rendering Index	Red Component	Color Quality Scale
CRI	CRI - R9	CQS
0.0	0.0	0.0

Television Lighting Consistency Index	Color Fidelity	Color Gamut
TLCI	TM-30-18 - Rf	TM-30-18 Rg
n/a	0.0	0.0

Chromaticity Report

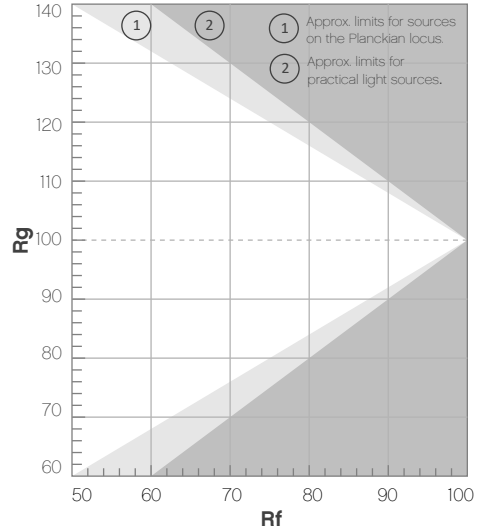
Ovation Rêve E-3 IP: 26deg Lens - Red Only

TM-30-18 Details

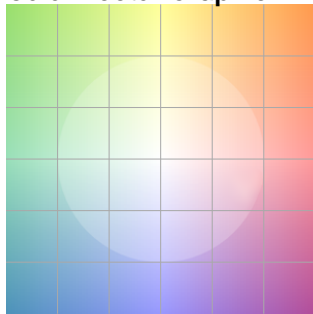
Rf 0.0
Fidelity Index (Rg)

Rg 0.0
Gamut Index (Rg)

Hue Bin	R _f	Chroma Shift	Hue Shift
1	0	0%	0%
2	0	0%	0%
3	0	0%	0%
4	0	0%	0%
5	0	0%	0%
6	0	0%	0%
7	0	0%	0%
8	0	0%	0%
9	0	0%	0%
10	0	0%	0%
11	0	0%	0%
12	0	0%	0%
13	0	0%	0%
14	0	0%	0%
15	0	0%	0%
16	0	0%	0%




Color Vector Graphic



Color Distortion Graphic




R_f by Hue Bin



Local Chroma Shift by Hue Bin



Color Sample Fidelity



Chromaticity Report

Ovation Rêve E-3 IP: 26deg Lens - Green Only

Report Summary

Measurements

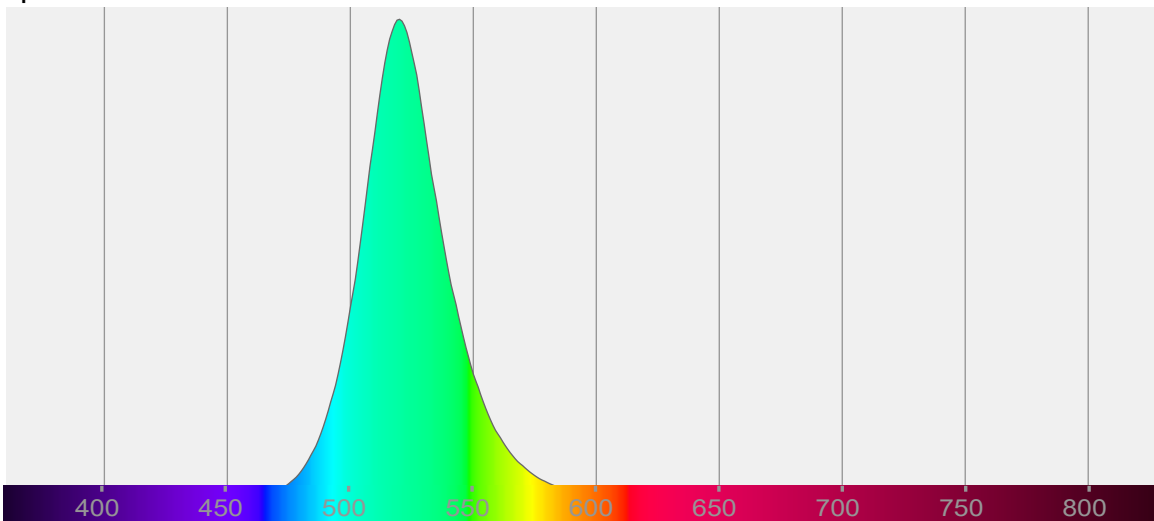
Total Lumens: 3057 lm
Peak Intensity: 20660 cd
Fixture Efficacy: 27 lm/W

Correlated Color Temperature: 0K
 Δuv : n/a

CRI: 0.0 CRI R9 Value: 0.0
CQS: 0.0
TLCI: n/a
TM-30-18 Rf: 0.0
TM-30-18 Rg: 0.0
1st Dominant Wavelength: 520 nM
2nd Dominant Wavelength: n/a nM



Spectral Distribution



Tested Color

0 K
CIE 1931 Coordinates:
X: 0.166 Y: 0.708

Color Temperature

0 K

Light Quality

CRI: 0.0

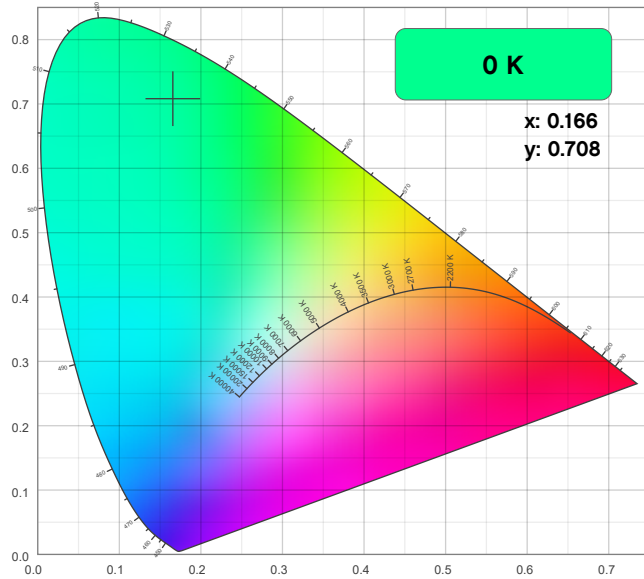
Notes:

Chromaticity Report

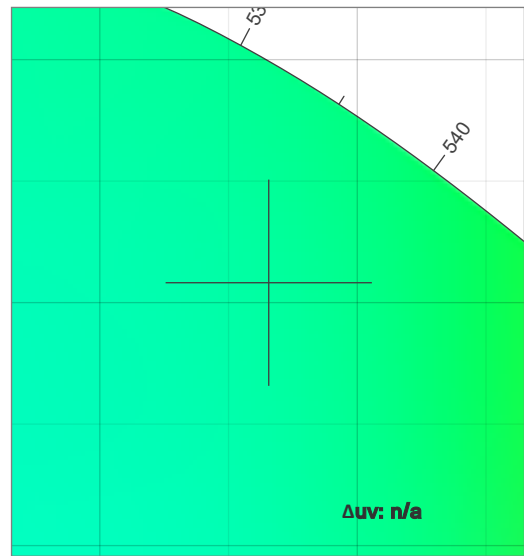
Ovation Rêve E-3 IP: 26deg Lens - Green Only

Chromaticity

CIE 1931



CIE 1931 - Zoom



CRI: 0.0 (R1-R8)

0	0	0	0	0	0	0	0	0	0	0	0	0	0	0
R1	R2	R3	R4	R5	R6	R7	R8	R9	R10	R11	R12	R13	R14	R15

CQS: 0.0

Q1	Q2	Q3	Q4	Q5	Q6	Q7	Q8	Q9	Q10	Q11	Q12	Q13	Q14	Q15

Color Parameters

Color Temperature	Color Coordinate CIE 1931	Color Coordinate CIE 1931
CCT	x	y
0 K	0.166	0.708

Color Deviation from Black Body Curve	Color Coordinate CIE 1964	Color Coordinate CIE 1964
Δuv	y	u
n/a	0.708	0.059

Color Rendering Index	Red Component	Color Quality Scale
CRI	CRI - R9	CQS
0.0	0.0	0.0

Television Lighting Consistency Index	Color Fidelity	Color Gamut
TLCI	TM-30-18 - Rf	TM-30-18 Rg
n/a	0.0	0.0

Chromaticity Report

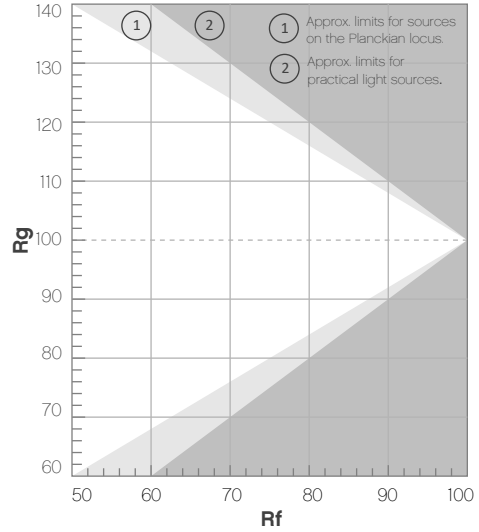
Ovation Rêve E-3 IP: 26deg Lens - Green Only

TM-30-18 Details

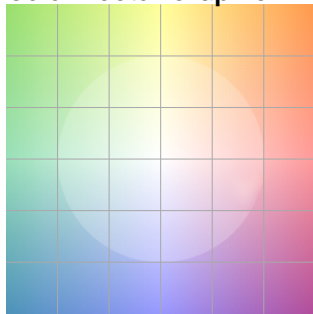
Rf 0.0
Fidelity Index (Rg)

Rg 0.0
Gamut Index (Rg)

Hue Bin	R _f	Chroma Shift	Hue Shift
1	0	0%	0%
2	0	0%	0%
3	0	0%	0%
4	0	0%	0%
5	0	0%	0%
6	0	0%	0%
7	0	0%	0%
8	0	0%	0%
9	0	0%	0%
10	0	0%	0%
11	0	0%	0%
12	0	0%	0%
13	0	0%	0%
14	0	0%	0%
15	0	0%	0%
16	0	0%	0%



Color Vector Graphic




Color Distortion Graphic




R_f by Hue Bin



Local Chroma Shift by Hue Bin



Color Sample Fidelity



Chromaticity Report

Ovation Rêve E-3 IP: 26deg Lens - Blue Only

Report Summary

Measurements

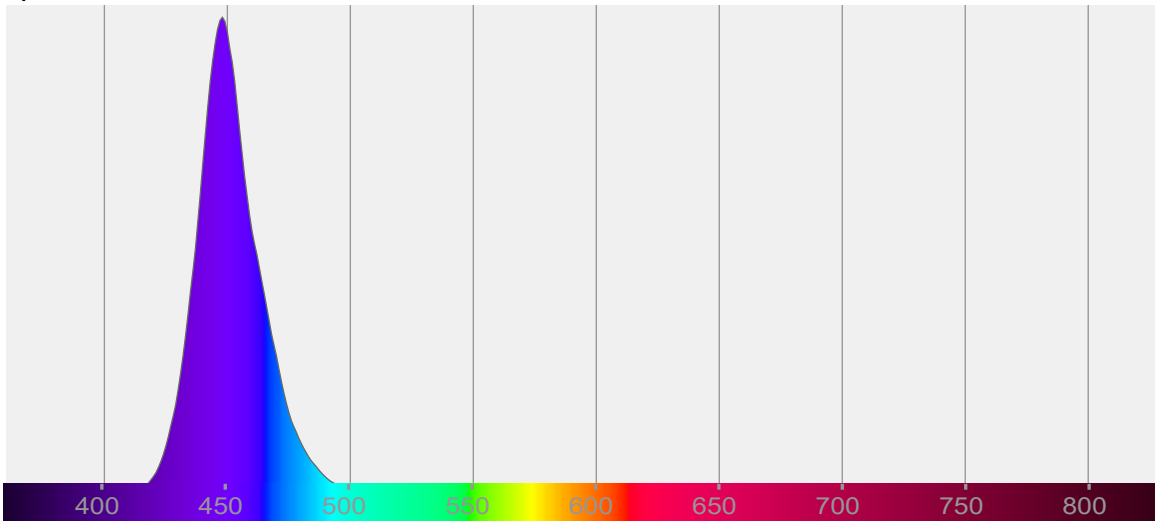
Total Lumens: 718 lm
Peak Intensity: 4696 cd
Fixture Efficacy: 7 lm/W

Correlated Color Temperature: 0K
 Δuv : n/a

CRI: 0.0 CRI R9 Value: 0.0
CQS: 0.0
TLCI: n/a
TM-30-18 Rf: 0.0
TM-30-18 Rg: 0.0
1st Dominant Wavelength: 448 nm
2nd Dominant Wavelength: n/a nM



Spectral Distribution



Tested Color

0 K
CIE 1931 Coordinates:
X: 0.153 Y: 0.027

Color Temperature

0 K

Light Quality

CRI: 0.0

Notes:

Chromaticity Report

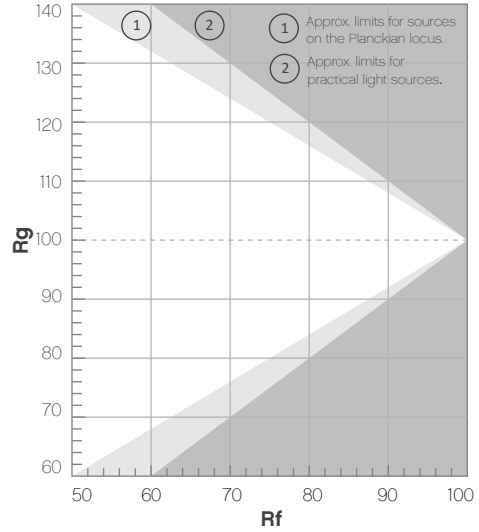
Ovation Rêve E-3 IP: 26deg Lens - Blue Only

TM-30-18 Details

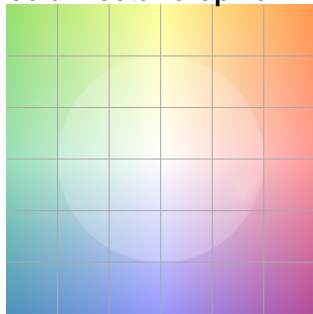
Rf 0.0
Fidelity Index (Rg)

Rg 0.0
Gamut Index (Rg)

Hue Bin	R _f	Chroma Shift	Hue Shift
1	0	0%	0%
2	0	0%	0%
3	0	0%	0%
4	0	0%	0%
5	0	0%	0%
6	0	0%	0%
7	0	0%	0%
8	0	0%	0%
9	0	0%	0%
10	0	0%	0%
11	0	0%	0%
12	0	0%	0%
13	0	0%	0%
14	0	0%	0%
15	0	0%	0%
16	0	0%	0%




Color Vector Graphic




Color Distortion Graphic




R_f by Hue Bin



Local Chroma Shift by Hue Bin



Color Sample Fidelity



Chromaticity Report

Ovation Rêve E-3 IP: 26deg Lens - Amber Only

Report Summary

Measurements

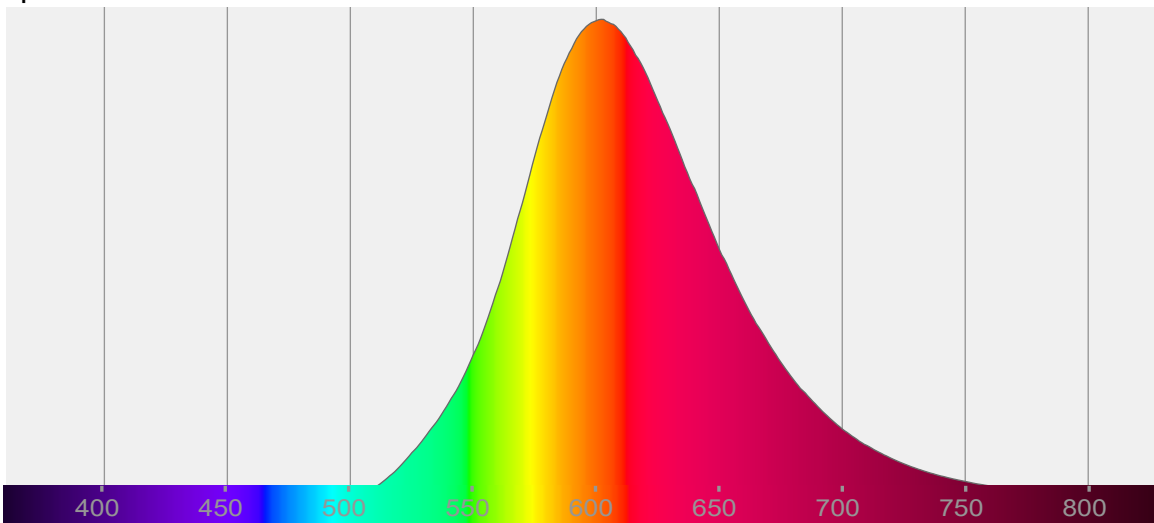
Total Lumens: 3489 lm
Peak Intensity: 24012 cd
Fixture Efficacy: 29 lm/W

Correlated Color Temperature: 1837K
 Δuv : 0.0072

CRI: 51.6 CRI R9 Value: -76.3
CQS: 0.9
TLCI: 7
TM-30-18 Rf: 38.4
TM-30-18 Rg: 30.9
1st Dominant Wavelength: 602 nm
2nd Dominant Wavelength: n/a nm



Spectral Distribution



Tested Color

1837 K
CIE 1931 Coordinates:
X: 0.563 Y: 0.432

Color Temperature

1837 K

Light Quality

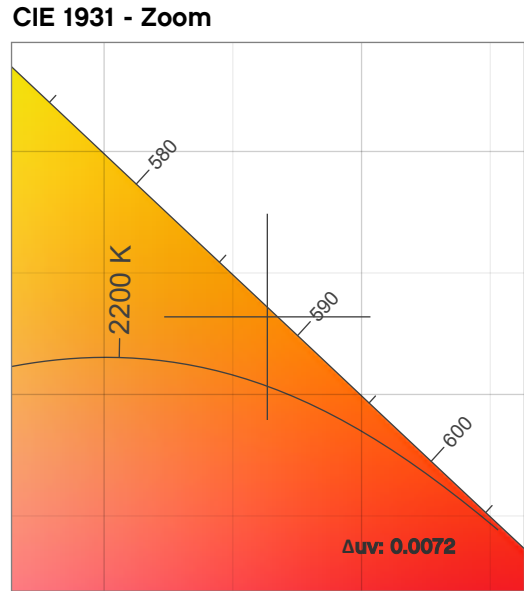
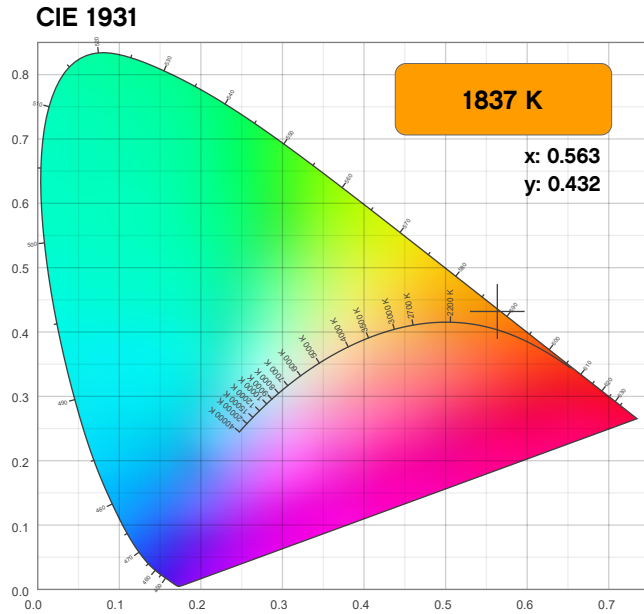
CRI: 51.6

Notes:

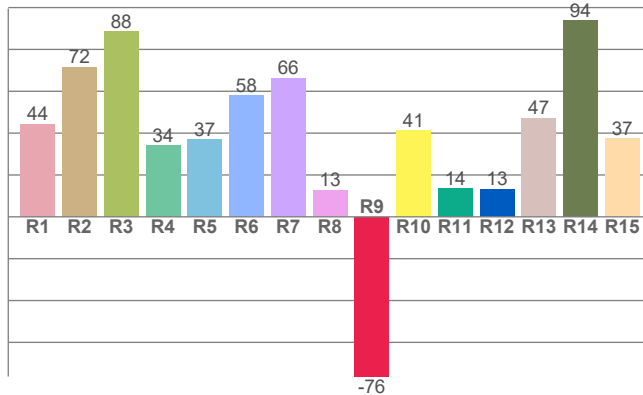
Chromaticity Report

Ovation Rêve E-3 IP: 26deg Lens - Amber Only

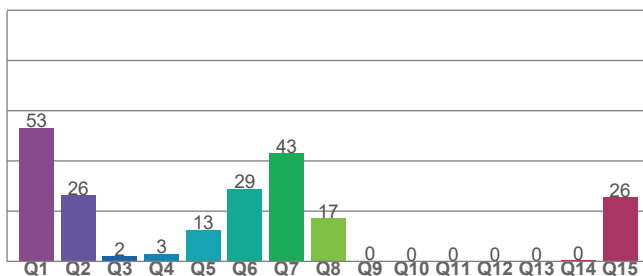
Chromaticity



CRI: 51.6 (R1-R8)



CQS: 0.9



Color Parameters

Color Temperature	Color Coordinate CIE 1931	Color Coordinate CIE 1931
CCT	x	y
1837 K	0.563	0.432

Color Deviation from Black Body Curve	Color Coordinate CIE 1964	Color Coordinate CIE 1964
Δuv	y	u
0.0072	0.432	0.319

Color Rendering Index	Red Component	Color Quality Scale
CRI	CRI - R9	CQS
51.6	-76.3	0.9

Television Lighting Consistency Index	Color Fidelity	Color Gamut
TLCI	TM-30-18 - Rf	TM-30-18 Rg
7	38.4	30.9

Chromaticity Report

Ovation Rêve E-3 IP: 26deg Lens - Amber Only

TM-30-18 Details

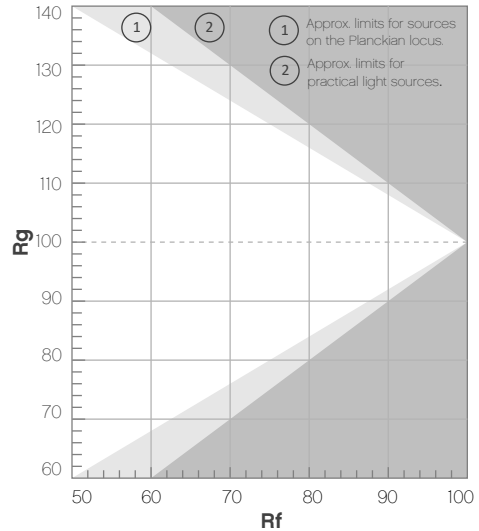
Rf 38.4

Fidelity Index
(R_f)

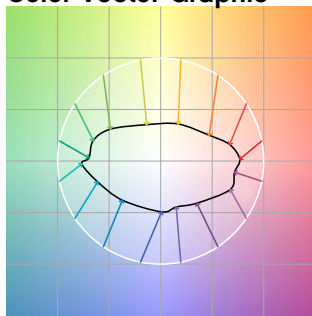
Rg 30.9

Gamut Index (R_g)


Hue Bin	R _f	Chroma Shift	Hue Shift
1	46	-24%	-13%
2	28	-35%	-24%
3	4	-53%	-25%
4	28	-61%	-10%
5	46	-63%	6%
6	40	-47%	23%
7	40	-35%	20%
8	56	-31%	10%
9	48	-24%	-12%
10	32	-38%	-17%
11	24	-48%	-10%
12	23	-52%	10%
13	44	-53%	6%
14	51	-47%	6%
15	54	-29%	15%
16	57	-28%	3%



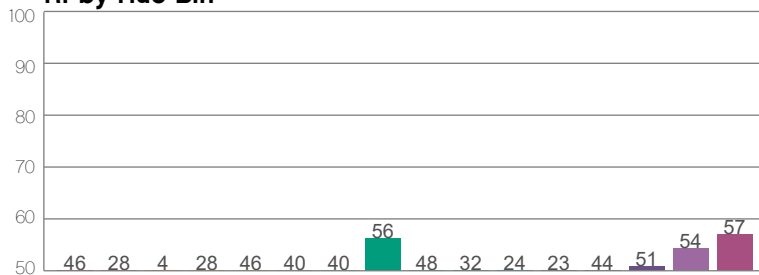
Color Vector Graphic



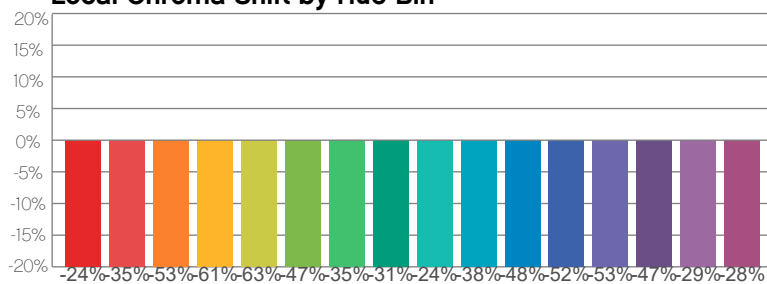
Color Distortion Graphic



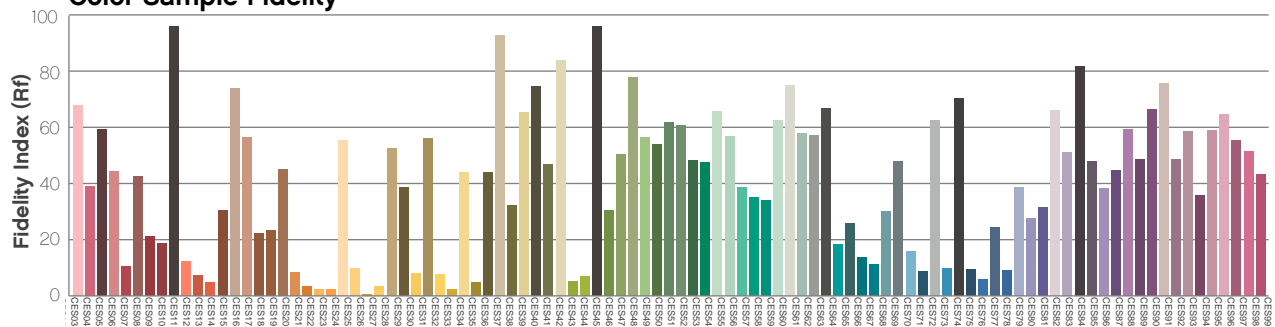
R_f by Hue Bin



Local Chroma Shift by Hue Bin



Color Sample Fidelity



Chromaticity Report

Ovation Rêve E-3 IP: 26deg Lens - Mint Only

Report Summary

Measurements

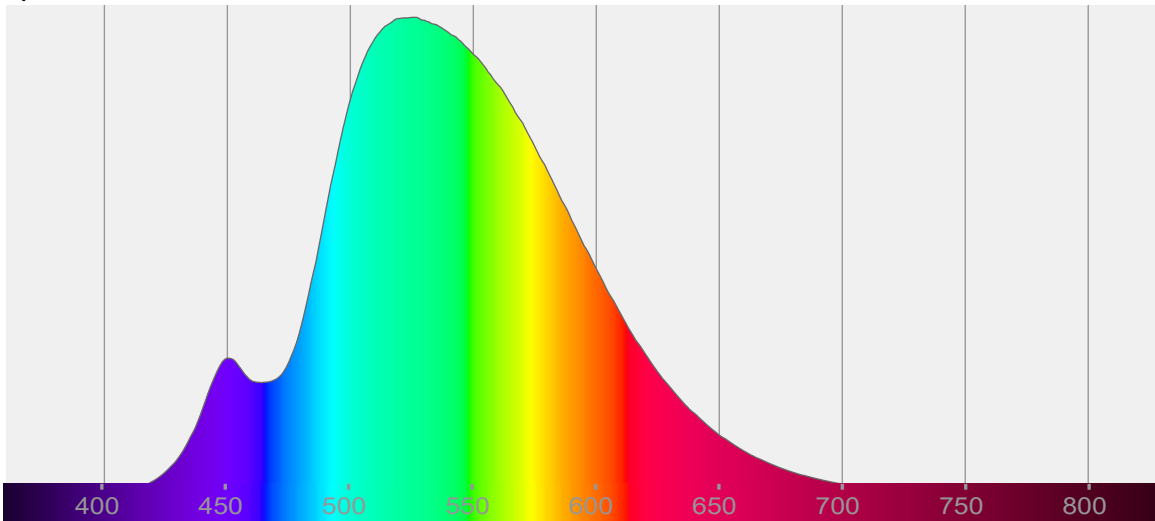
Total Lumens: 11109 lm
Peak Intensity: 74643 cd
Fixture Efficacy: 55 lm/W

Correlated Color Temperature: 0K
 Δuv : n/a

CRI: 0.0 CRI R9 Value: 0.0
CQS: 0.0
TLCI: n/a
TM-30-18 Rf: 0.0
TM-30-18 Rg: 0.0
1st Dominant Wavelength: 526 nm
2nd Dominant Wavelength: 450 nm



Spectral Distribution



Tested Color

0 K
CIE 1931 Coordinates:
X: 0.324 Y: 0.496

Color Temperature

0 K

Light Quality

CRI: 0.0

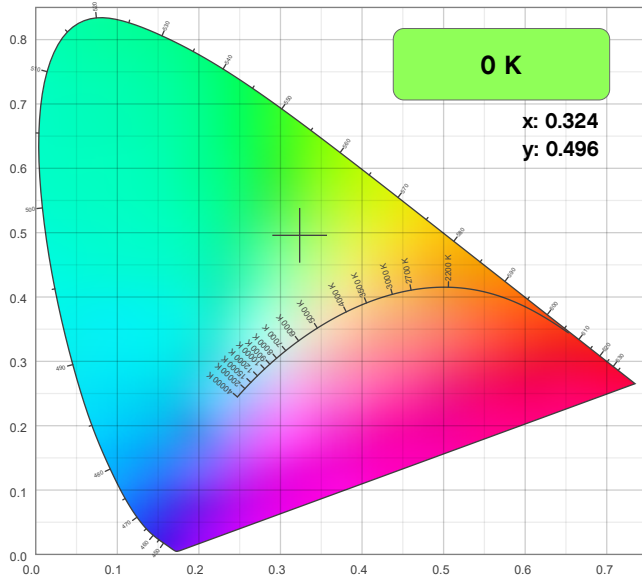
Notes:

Chromaticity Report

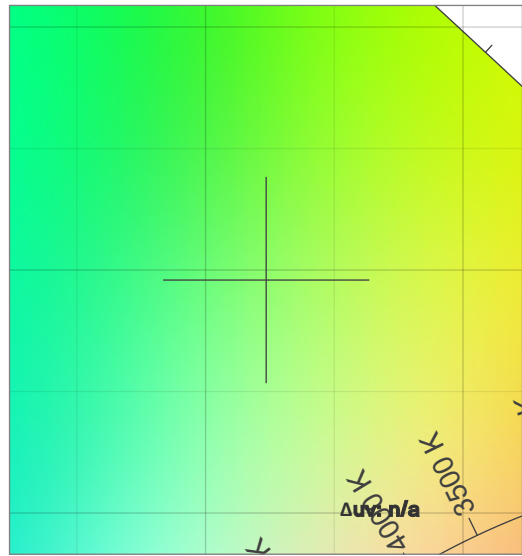
Ovation Rêve E-3 IP: 26deg Lens - Mint Only

Chromaticity

CIE 1931



CIE 1931 - Zoom



CRI: 0.0 (R1-R8)

0	0	0	0	0	0	0	0	0	0	0	0	0	0	0	0
R1	R2	R3	R4	R5	R6	R7	R8	R9	R10	R11	R12	R13	R14	R15	

CQS: 0.0

Q1	Q2	Q3	Q4	Q5	Q6	Q7	Q8	Q9	Q10	Q11	Q12	Q13	Q14	Q15	

Color Parameters

Color Temperature	Color Coordinate CIE 1931	Color Coordinate CIE 1931
CCT	x	y
0 K	0.324	0.496

Color Deviation from Black Body Curve	Color Coordinate CIE 1964	Color Coordinate CIE 1964
Δuv	y	u
n/a	0.496	0.156

Color Rendering Index	Red Component	Color Quality Scale
CRI	CRI - R9	CQS
0.0	0.0	0.0

Television Lighting Consistency Index	Color Fidelity	Color Gamut
TLCI	TM-30-18 - Rf	TM-30-18 Rg
n/a	0.0	0.0

Chromaticity Report

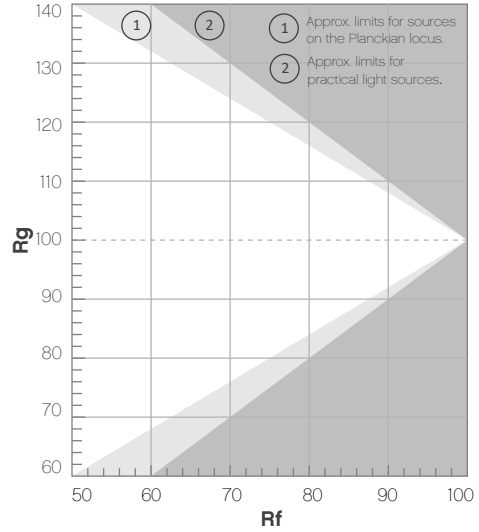
Ovation Rêve E-3 IP: 26deg Lens - Mint Only

TM-30-18 Details

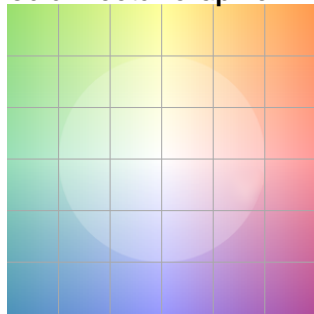
Rf 0.0
Fidelity Index (Rg)

Rg 0.0
Gamut Index (Rg)

Hue Bin	R _f	Chroma Shift	Hue Shift
1	0	0%	0%
2	0	0%	0%
3	0	0%	0%
4	0	0%	0%
5	0	0%	0%
6	0	0%	0%
7	0	0%	0%
8	0	0%	0%
9	0	0%	0%
10	0	0%	0%
11	0	0%	0%
12	0	0%	0%
13	0	0%	0%
14	0	0%	0%
15	0	0%	0%
16	0	0%	0%



Color Vector Graphic



Color Distortion Graphic



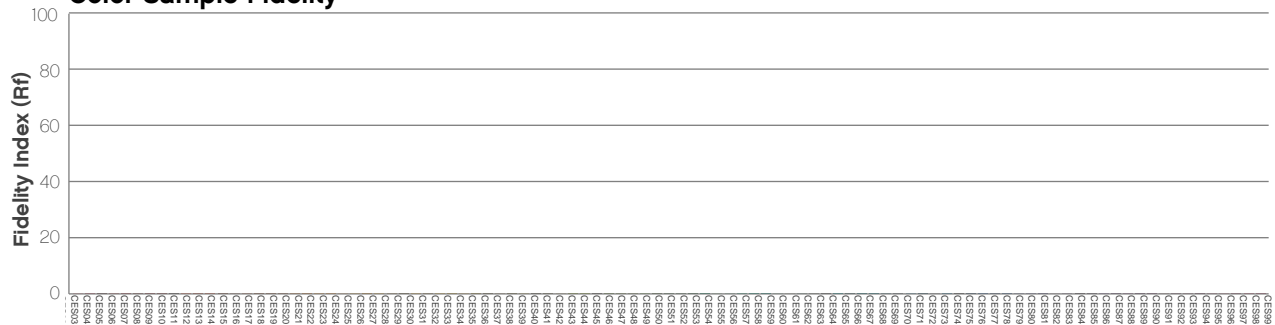
R_f by Hue Bin



Local Chroma Shift by Hue Bin



Color Sample Fidelity



Contact Us

General Information	Technical Support
World Headquarters	
5200 NW 108 th Ave. Sunrise, FL 33351 Voice: (954) 577-4455 Fax: (954) 929-5560 Toll Free: (800) 762-1084	Voice: (844) 393-7575 Fax: (954) 756-8015 Email: chauvetcs@chauvetlighting.com Website: www.chauvetprofessional.com
U.K.	
Unit 1C Brookhill Road Industrial Estate Pinxton, Nottingham, UK NG16 6NT Voice: +44 (0) 1773 511115 Fax: +44 (0) 1773 511110	Email: UKtech@chauvetlighting.eu Website: www.chauvetprofessional.eu
Benelux	
Stokstraat 18 9770 Kruishoutem, Belgium Voice: +32 (9) 388 93 97	Email: BNLtech@chauvetlighting.eu Website: www.chauvetprofessional.eu
France	
3, Rue Ampère 91380 Chilly-Mazarin, France Voice: +33 1 78 85 33 59	Email: FRtech@chauvetlighting.fr Website: www.chauvetprofessional.eu
Germany	
Bruno-Bürgel-Str. 11 28759 Bremen, Germany Voice: +49 421 62 60 20	Email: DEtech@chauvetlighting.de Website: www.chauvetprofessional.eu
Mexico	
Av. de las Partidas 34 - 3B (Entrance by Calle 2) Zona Industrial Lerma Lerma, Edo. de México, CP 52000 Voice: +52 (728) 690-2010	Email: servicio@chauvetlighting.de Website: www.chauvetprofessional.eu

Visit the applicable website above to verify our contact information and instructions to request support. Outside the U.S., U.K., Ireland, Benelux, France, Germany, or Mexico, contact the dealer of the record.