

## Highlights:

---

- Ceiling suspension
- Innovative & unique design
- Wide opening angle
- Dual Gripple™ locking system
- Suspension cable with dual steel core
- Ceiling cable cover
- Rotary switch for 15W, 30W, 60W and 16 Ohm tapings

## Product information:

---

"Pure sound, hanging around."

The ALT16 is a 2-way pendant loudspeaker featuring a 6.5" driver combination with a coaxially mounted 1" soft dome tweeter and is fitted with a phase plug for excellent off-axis performance.

The 2-way combination with a high-quality polypropylene enclosure and acoustic engineering craftsmanship guarantees premium performance for demanding applications. A continuous power handling of 60 Watt (RMS) and maximum power handling of 120 Watt is achieved. Connections are made through a terminal block connector behind the rear cover, accompanied with a power tap selector switch for the tapping of a 70V/100V line transformer with tapings for 60W, 30W, 15W and a 16 Ohm bypass connection.

Mounting the speaker is done through a connection cable with two integrated steel cores for suspending with an additional drop safety. Fixation is made through two snap-hooks on one end and a dual Gripple™ fixation on the other end. The included cable length of 3.5 meters offers possibilities for a wide variety of ceiling heights. An innovatively designed rear cover of the speaker can be placed after installation and hides the connection and suspension on the speaker end. The ceiling end connections are covered through a cable cover.

## Applications:

---

- Bars, restaurants
- Retail
- Education
- Public facilities
- Corporate spaces
- Sport facilities



## Impedance:

---

16 Ohm

## Voltage:

---

## System specifications:

---

Speaker type		2-way coaxial
Program power handling		120 W
RMS/AES power handling		60 W
Impedance		16 $\Omega$
Line Transformer Tappings	1	83 $\Omega$ - 100 V / Not used - 70 V / 60 W
	2	167 $\Omega$ - 100 V / 60 W - 70 V / 30 W
	3	333 $\Omega$ - 100 V / 30 W - 70 V / 15 W
	4	667 $\Omega$ - 100 V / 15 W - 70 V / 7.5 W
Dispersion	Conical	115° (average 500 Hz to 5 kHz @ -6 dB)
Connectors		4-pin Euro Terminal Block
Sensitivity (1W/1m)		83 dB
Sound Pressure (Max. W/1m)	@ 16 $\Omega$	101 dB
Frequency	Range (-10 dB)	61.5 Hz - 20 kHz
	Response ( $\pm$ 3 dB)	75 Hz - 17 kHz

## Product Features:

---

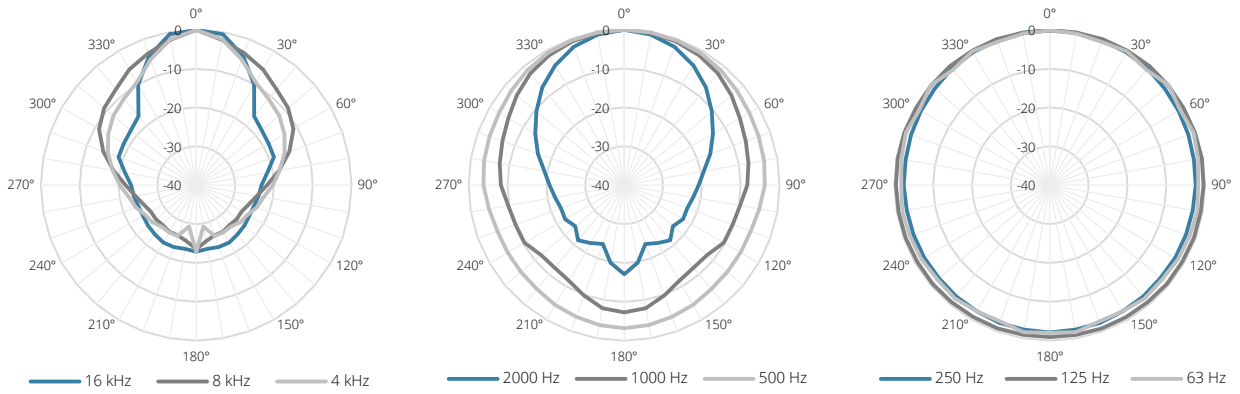
Dimensions		230 x 302 mm ( $\varnothing$ x H)
Connection cable length		3.5 m
Construction		Polypropylene
Front finish		Aluminium grill
Mounting & handling		Dual snap hook and dual Gripple™ hanger
Accessories	Included	Connection cable with dual steel core, snap hook & open ends – 3.5 meter
		2 Gripple™ hangers
Weight		3.39 kg

## Variants:

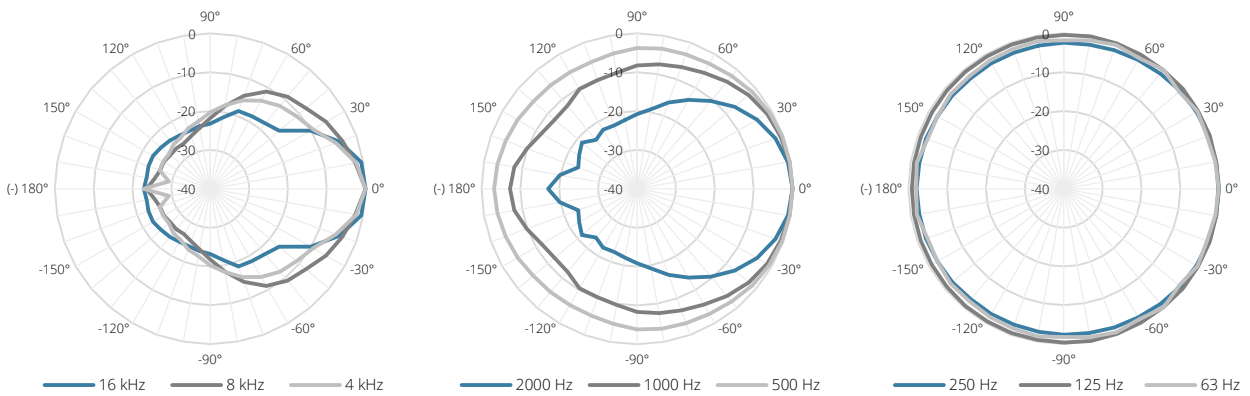
---

- ALTI6/B - Black version
- ALTI6/W - White version

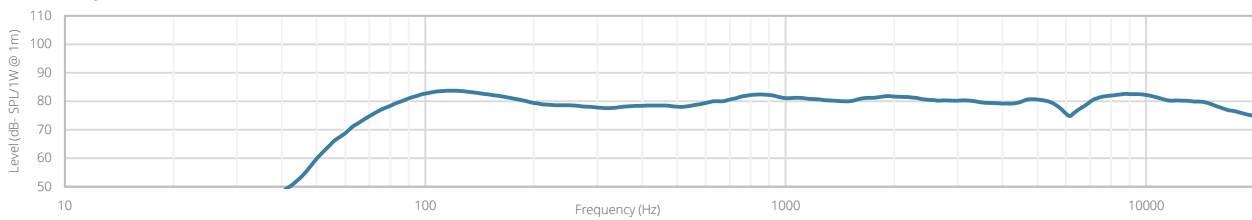
Horizontal Polars:



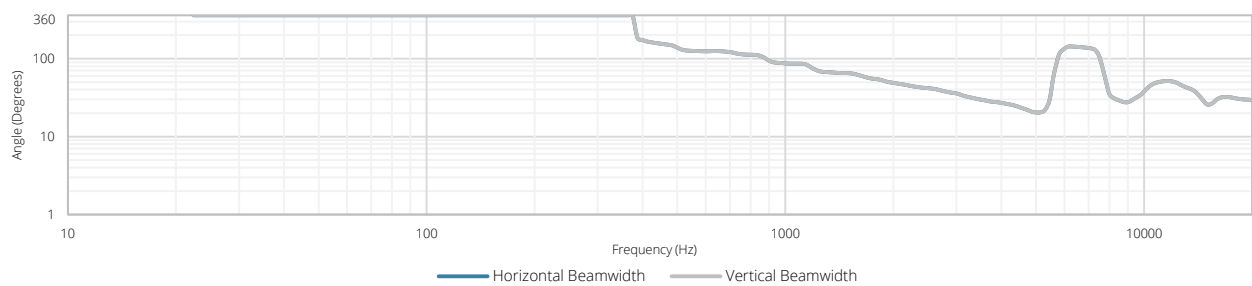
Vertical Polars:



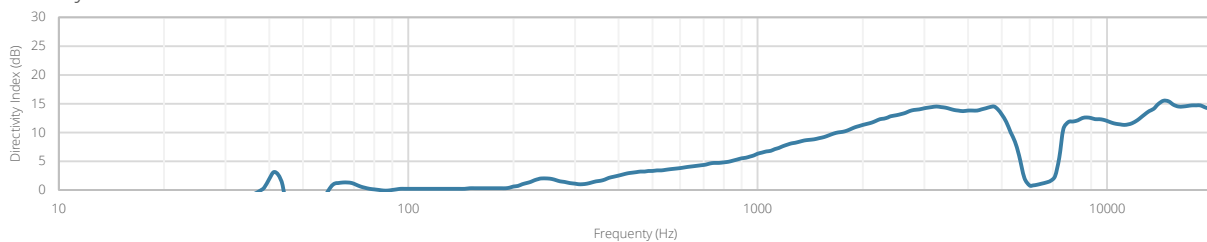
Sensitivity:

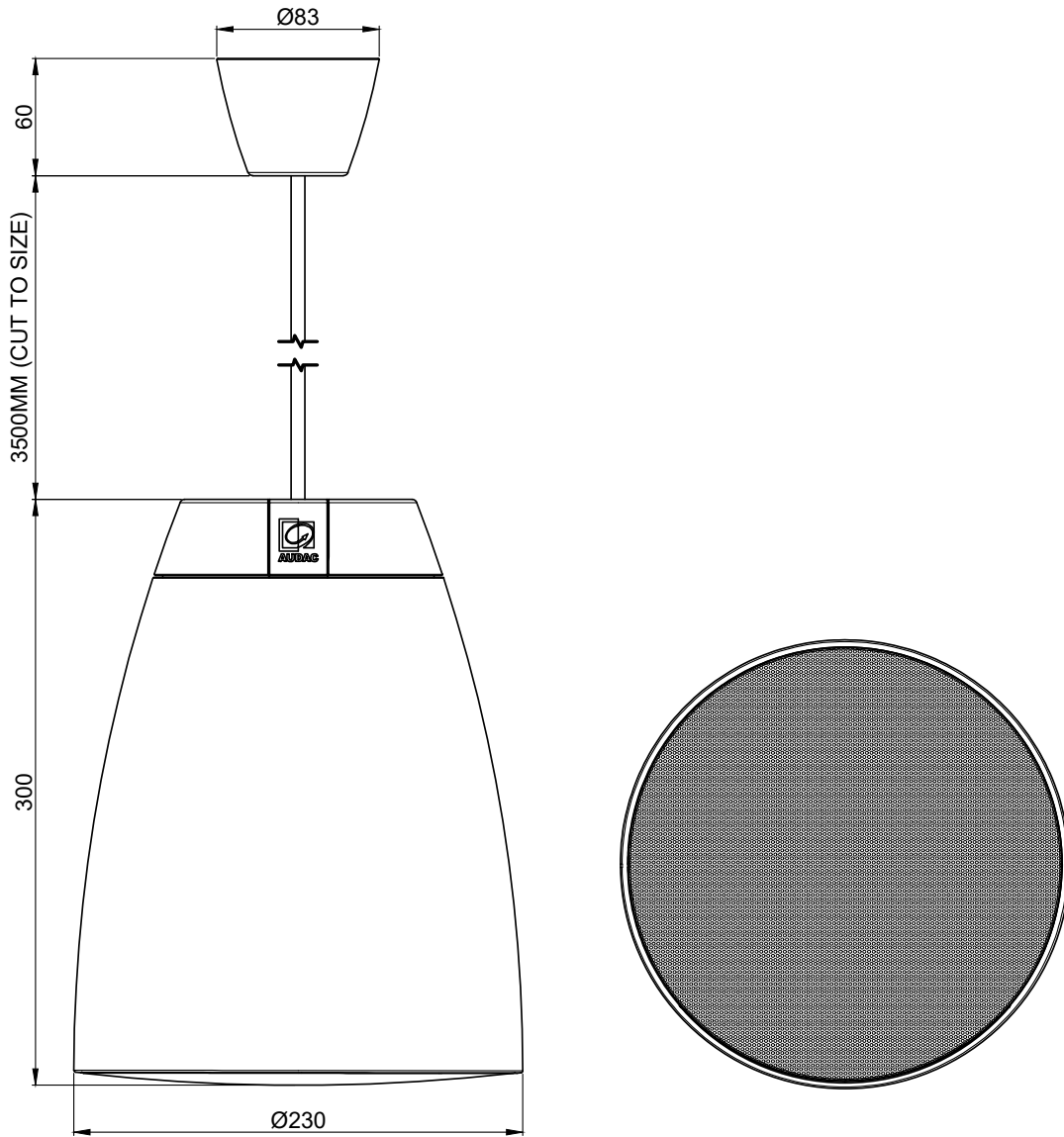


Beamwidth (-3dB):



Directivity index:





**ALT16**

**Product description:**

2-WAY 6.5" PENDANT SPEAKER 60W - 70V/100V & 16 OHM

**Weight:**

TBA

**Outer dimensions:**  
(w x h x d)

Ø230 x 300

**Unit height:**

N/A