


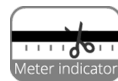
Highlights:

- Highflex™ solid & flexible jacket
- HD-SDI up to 85 meter
- 3G-SDI up to 58 meter

The PCX160 is an RG6/U coaxial video cable specifically designed for digital SDI, HD-SDI and 3G-SDI video transmissions in mobile applications. Its Highflex™ PVC outer jacket in combination with other high-grade materials guarantee a great flexibility, long service life span and accurate signal transmission under all circumstances. The conductor section of 19 AWG is constructed using 7 strands of high purity copper with a thickness of 0,345 mm, resulting in an overall section of 0,65 mm² surrounded by a foamed polyethylene isolator. The dual braided overall shielding consists of two individual layers with a coverage percentage of 95%, guaranteeing the best possible immunity against noise and interference.



Properties:



Inner Conductors:



Shielding:



Usage:



Physical Characteristics:

Inner conductor	Insulation	Material	FPE 4.6 mm (Ø)
		Colours	White
Overall shielding	Braiding		TC 16 x 9 x 0.12 mm (Ø) (OFC)
			TC 16 x 9 x 0.12 mm (Ø) (OFC)
Outer jacket	Material		PVC 7 mm (Ø)
	Colours		Black
Type of cable			75 Ω coaxial video cable
Inner conductor	Material		BC 7 x 0.345 mm (Ø) (OFC)
	Section		0.65 mm ²
	American Wire Gauge		19 AWG
	Number of conductors		1

Standards & regulations:

RoHS2 compliant	According EU Directive 2011/65/EU
Reach compliant	According EC 1907/2006
Flammability test	According IEC 60332-1
Indoor / outdoor	UV resistant (UL1581, UVA, 720 h)
Smoke emissions	According IEC 61034
Zero halogen compounds	According EN 50267-2-1
	IEC 60754
Cabling standard	RG6/U

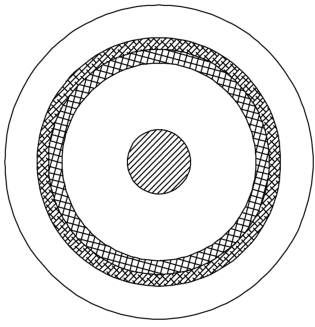
Electrical Characteristics:

Max. conductor	DC resistance	27.4 (Ω / Km)
Dielectric strength		1.5 (KV / 1 min. DC)
Rated voltage		300 V
Nom. Velocity of propagation		81 %
Characteristic impedance		75 Ω ± 3 Ω
Conductor to shield Nom. Capacitance		53 (pF/m)
Nom. Delay		4.1 ns/m
Nom. shield DC resistance		9 (Ω / Km)

Mechanical Characteristics:

Temperature range	Fixed installation	- 20 °C till + 80 °C
	Flexible installation	- 15 °C till + 60 °C
Bending radius	Fixed installation	8 x outer diameter
	Flexible installation	10 x outer diameter

Cross sections:



Attenuation nom.:

Frequency (MHz)	1	5	10	25	100	180	270	360	540	720	1000	1500	3000	4500
Attenuation (dB/100m)	0.787	1.476	1.772	2.362	3.872	7.874	10.827	13.124	15.421	19.358	22.639	26.904	34.122	51.184

64.964 Max attenuation = Nom x 1.15

Min. Return loss:

Frequency in MHz	5 MHz ~ 1600 MHz	1600 MHz ~ 4500 MHz
Return loss (dB/100m)	18	15

Recommended Transmission distance at Serial Digital Data rates:

Data Rate	Standard	Example video formats	Recommended distance (m)
270 Mb/s	SMPTE 259 M Component SD-SDI	480i	325
360 Mb/s	SMPTE 259 M Widescreen SD-SDI	576i	279
1.5 Gb/s	SMPTE 292M HD-SDI	720p / 1080i	85
3 Gb/s	SMPTE 424M 3G-SDI	1080p	58

Recommended length values are based on typical attenuation values by 30 dB loss at 1/2 clock frequency, but are depending on equalizer

on receiving side. Recommendations are based on 20 dB equalizer, but can increase depending of the used equalizer.