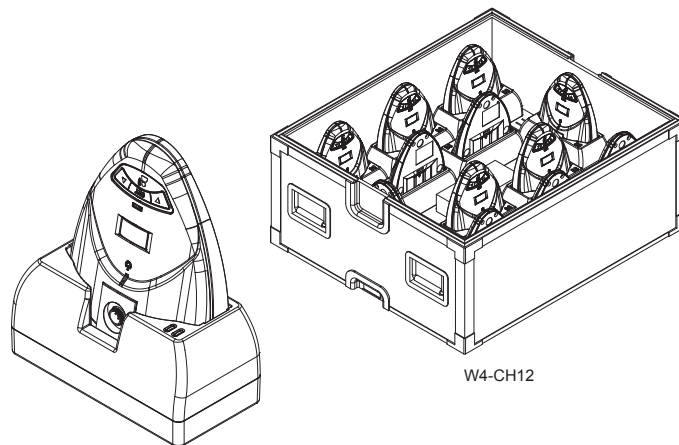


W4-CH1 / W4-CH12 **1/12-Slot Charger for CS-W4T**



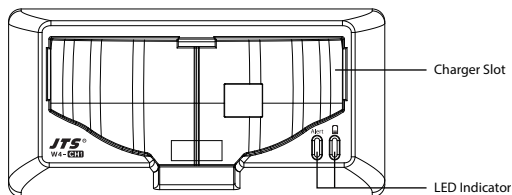
W4-CH1

W4-CH12

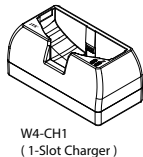
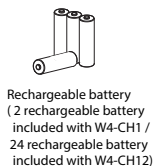
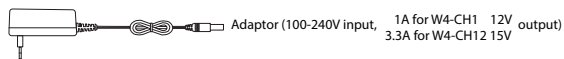
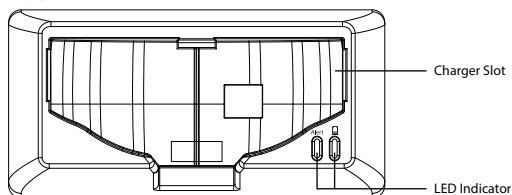


1. Parts Identification

W4-CH1



W4-CH12



W4-CH1
(1-Slot Charger)



W4-CH12
(12-Slot Charger)

2. Specification

W4-CH1 (1-Slot Charger)
Input: AC 100~240V, 0.4A max
Output: DC 12V, 1A

LED Indicator
Full Charged / Standby: Green
Charging: Flash Green
Fault: Flash Red

Charging Time: 5 hours
(2000mAh rechargeable battery)

W4-CH12 (12-Slot Charger)
Input: AC 100~240V, 1.2A max
Output: DC 15V, 3A

LED Indicator
Full Charged / Standby: Green
Charging: Flash Green
Fault: Flash Red

Charging Time: 5 hours
(2000mAh rechargeable battery)

3. Charge Battery

Plug the CS-W4T into "Charger Slot" W4-CH1 or W4-CH12.
The charging indicator will flash green light when it is charging, and the green light will stop flashing when it is fully charged.

Noted 1: As soon as AC power is connected, the charging indicator will show green light.

Noted 2: Please follow the direction and **push the CS-W4T transmitters to the end till it touch the charging point** as show in below demonstration picture.

