

# Helen CS

## Cinema Series



Helen CS is an acoustic panel with a neutral design and impressive absorption that creates the right atmosphere in any space with a discreet modular installation system. This modular system uses four different wooden cores: an Absorber, Diffuser, Bass Trap, and Frame options. Each provides distinct functionality while keeping the same design. The acoustic covers can be easily swapped or replaced.

Absorbers remove energy from incoming sound waves, reducing reflections and overall reverberation time. Diffusers scatter energy over a wide area, creating more homogenous sound fields. Bass Traps reduce low frequency room modes, diminishing the effect of standing waves. Frame cores seamlessly integrate in-wall speakers. Discover our Cinema Series, a flexible range that can be adapted to a wide variety of environments and is tailored into beautiful, timeless, multifunctional designs.

### Recommended For

- Home Cinemas
- Media Rooms

### Purpose


- First reflection Control
- RT reduction
- Flutter echo control
- Reducing excessive reverberation
- Improving speech intelligibility

## Finishes

### (FG - SF) Suede Fabric Finishes



(T0272)  
Snow White



(T0273)  
Light Ivory




(T0275)  
Earth Brown




(T0278)  
Ash Grey



(T0276)  
Grey Beige




(T0280)  
Bottle Green



(T0281)  
Wine Red



(T0282)  
Violet Blue



(T0283)  
Ink Black



(T0279)  
Anthracite Grey

### (FG - WF) Weave Fabric Finishes



(TC240)  
Black



(TC248)  
Vit



(TC243)  
Lead



(TC245)  
Glass



(TC247)  
Walten



(TC250)  
Beltane



(TC251)  
Shetland



(TC242)  
Merrick



(TC246)  
Easdale

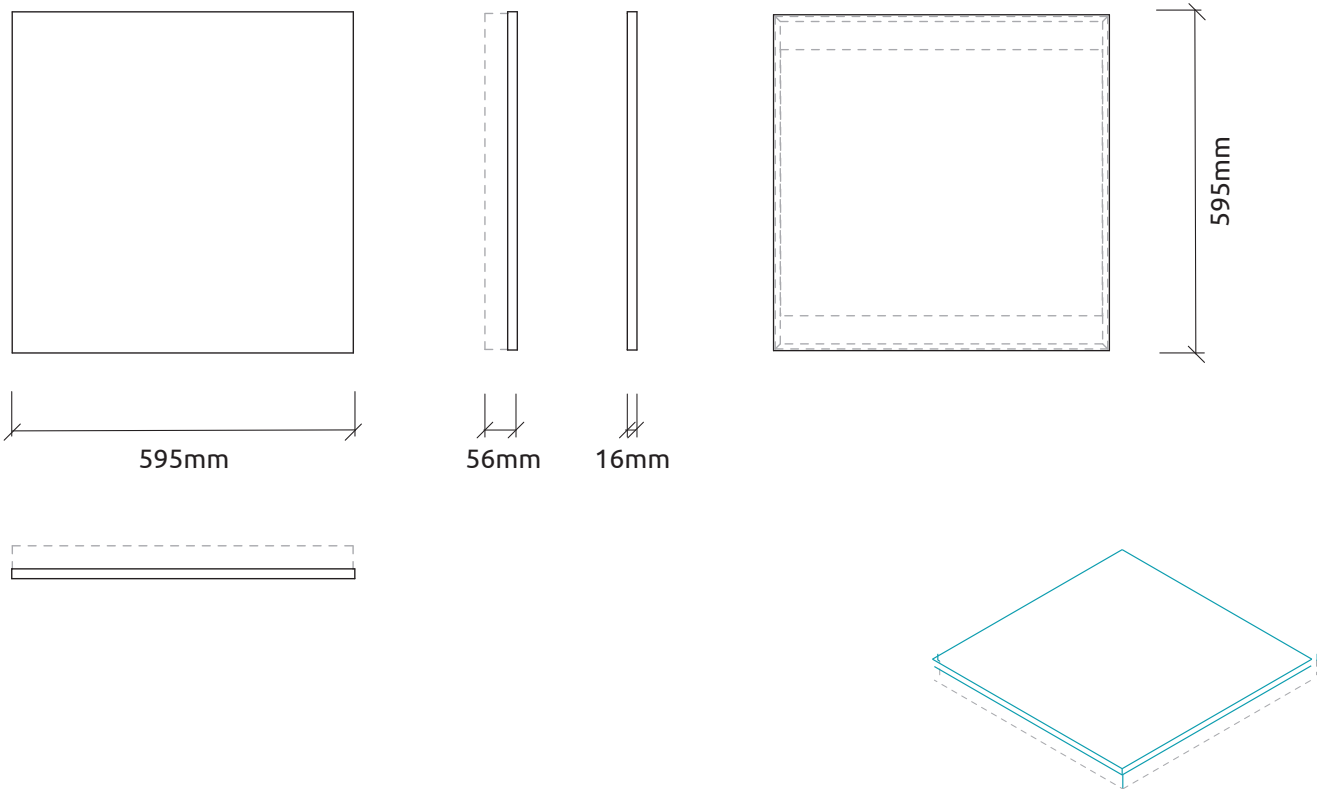


(TC256)  
Tummel

# Dimensions



Helen CS | 595x595x56mm  
Front panel (16mm) + Core (40mm) = 56mm

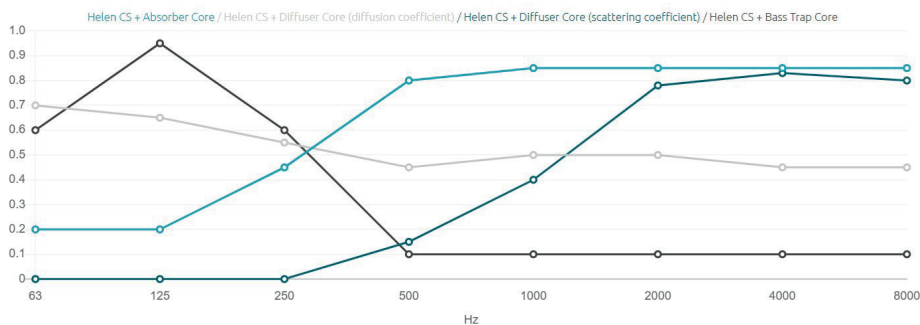


# Fixing Systems

Integrated Fixing Systems



# Performance

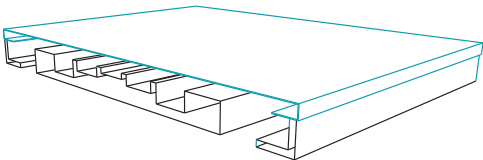
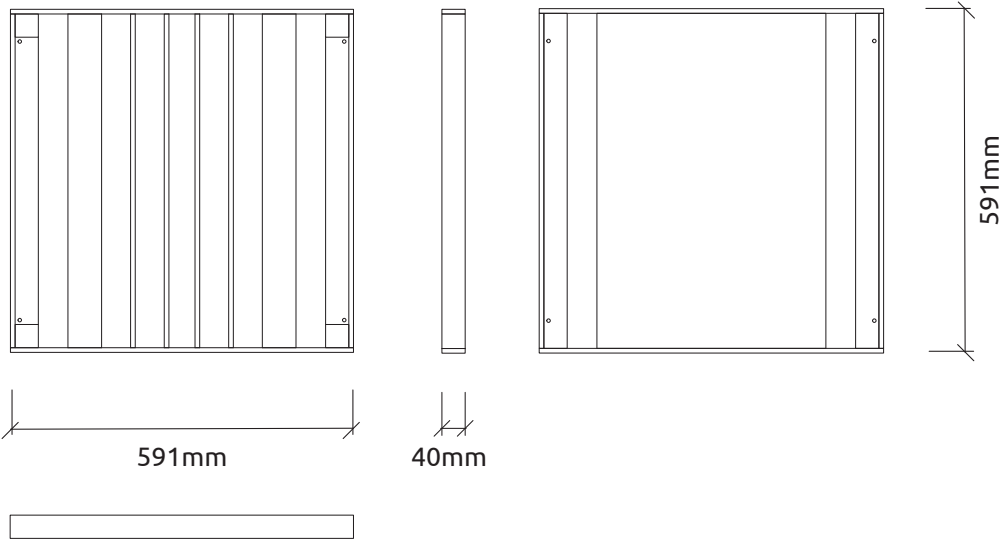


**Helen CS + Absorber Core**  
Absorption Range: 500Hz to 5000Hz  
Acoustic Class: C | (aw) = 0,75

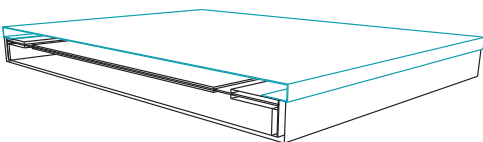
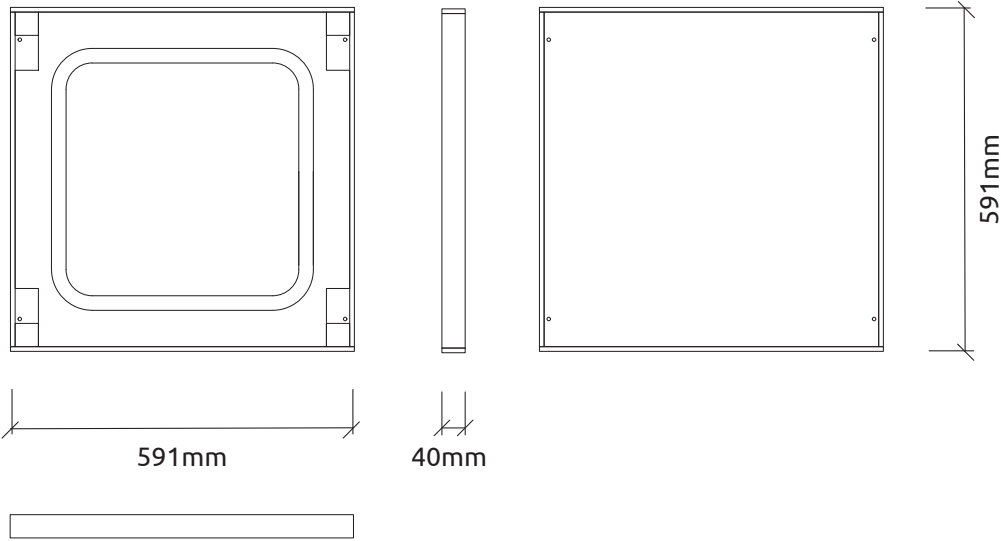
**Helen CS + Bass Trap Core**  
Absorption Range: 100Hz to 125Hz

**Helen CS + Diffuser Core**  
Scattering Range: 1000Hz to 8000Hz

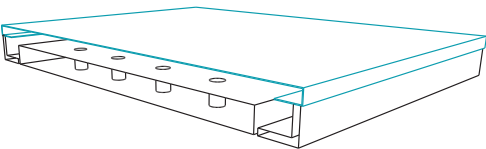
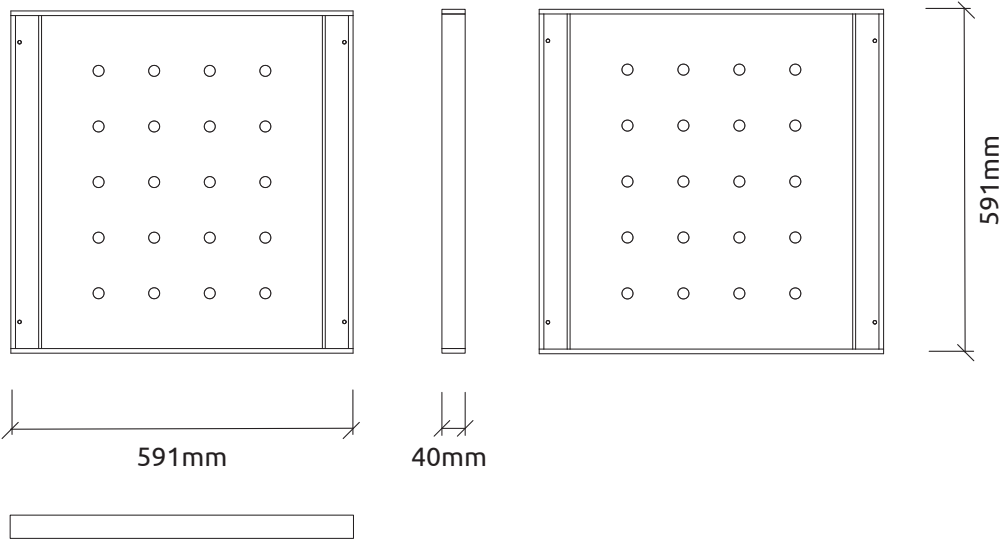
## Diffuser Core | 591x591x40mm



## Bass Trap Core | 591x591x40mm



### Absorber Core | 591x591x40mm



### Frame Core | 591x591x40mm

