



TRUSST

TRUSST offers trussing, clamps, and presentation solutions that add elegance and impact to events and productions while ensuring the highest standards of safety and value.

TRUSST trussing systems give you the tools to enhance events and live performances with ease of setup, maximum flexibility, maximum safety and maximum impact. TRUSST offers straight and curved sections, corners, base plates, clamps, and accessories of varied dimensions and configurations to suit most design demands.

Our truss sections are made from sturdy 6082-T6 alloy aluminum by certified SLV welders. All sections are inspected and certified to meet stringent TUV safety standards; they work seamlessly with other truss brands that utilize the same standard conical connectors.

When speed and convenience are priorities, our portable Goal Post and Arch Kits give you the ability to build your set just about anywhere and quickly.

Add even more visual impact and excitement to your show with new collapsible and portable Glo Totem kits, and a new collection of scrims that add durability and elegance to your truss and stands, including Truss scrims, X Stand and Tripod scrims.

Applications:

- Event Productions
- Entertainment Productions
- Exhibitions
- Stage
- Signage
- Retail displays
- Mobile Applications
- Church Installations

TRUSST® STRAIGHT SECTIONS



.25 m section
CT290-402S

- Length: 0.82 ft (0.25 m)
- Size: 11.42 x 11.42 in (290 x 290 mm)
- Weight: 8 lb (3.7 kg)



.5 m section
CT290-405S

- Length: 1.64 ft (0.5 m)
- Size: 11.42 x 11.42 in (290 x 290 mm)
- Weight: 11 lb (5 kg)



NEW
.75 m section
CT290-407S

- Length: 2.46 ft (0.75 m)
- Size: 11.42 x 11.42 in (290 x 290 mm)
- Weight: 13.9 lb (6.3 kg)



1 m section
CT290-410S

- Length: 3.28 ft (1 m)
- Size: 11.42 x 11.42 in (290 x 290 mm)
- Weight: 15.87 lb (7.2 kg)



1.5 m section
CT290-415S

- Length: 4.92 ft (1.5 m)
- Size: 11.42 x 11.42 in (290 x 290 mm)
- Weight: 21.16 lb (9.6 kg)




2 m section
CT290-420S

- Length: 6.56 ft (2 m)
- Size: 11.42 x 11.42 in (290 x 290 mm)
- Weight: 26.45 lb (12 kg)



2.5 m section
CT290-425S

- Length: 8.2 ft (2.5 m)
- Size: 11.42 x 11.42 in (290 x 290 mm)
- Weight: 33 lb (15 kg)



3 m section
CT290-430S

- Length: 9.84 ft (3 m)
- Size: 11.42 x 11.42 in (290 x 290 mm)
- Weight: 38.58 lb (17.5 kg)

LOAD RATING CHARTS

CT290 truss sections are manufactured using 50 mm (1.97") diameter x 2 mm (.06") wall main tube and 20 mm (.79") x 2 mm (.08") wall diagonal tube, 6062-T6 aluminum alloy. The box truss is 290 mm x 290 mm (11.42" x 11.42") square.

Span (feet)	3.28	6.56	9.84	13.12	16.40	19.69	22.97	26.25	29.53	32.81	36.09	39.37	42.65	45.93	49.21	52.49
Center load (lb)	6103.3	4567.8	3037.7	2270.8	1608.7	1499.1	1276.7	1098.9	977.3	871.3	783.5	709.9	646.8	592.2	544.1	501.6
Deflection (inches)	0.04	0.12	0.28	0.51	0.83	1.18	1.61	2.09	2.64	3.27	3.94	4.69	5.51	6.38	7.32	8.35
Uniform load (lb)	6103.3	6094.5	6075.5	4541.5	3616.7	2990.7	2554.1	2217.0	1954.4	1741.7	1566.6	1420.7	1292.6	1185.2	1099.0	1001.8
Deflection (inches)	0.04	0.36	0.35	0.67	1.02	1.46	2.01	2.60	3.31	4.06	4.92	5.87	6.89	7.99	9.17	10.43

IMPERIAL

Span (m)	1	2	3	4	5	6	7	8	9	10	11	12	13	14	15	16
Center load (kg)	2769.4	2071.9	1377.9	1030.0	820.4	660.0	579.1	503.0	443.3	395.2	355.4	322.0	293.4	269.6	246.9	227.5
Deflection (mm)	1	3	7	13	21	30	41	53	67	83	100	119	140	162	186	212
Uniform load (kg)	2769.4	2764.4	2755.8	2060.0	1640.5	1360.2	1159.5	1005.6	896.5	790.0	710.6	644.4	586.3	537.6	493.5	454.4
Deflection (mm)	1	4	9	17	26	37	51	66	84	103	125	149	175	203	233	26.5

METRIC

Loading figures only valid for static loads and spans with two supporting points. If dynamic loads or wind loads are involved, or more supporting points are applied, contact a structural engineer.

TRUSST® ARC SECTIONS



1.5 m arc section
CT290-415CIR-180

- Outside diameter: 4.92 ft (1.5 m)
- Inside diameter: 3.28 ft (1 m)
- Arc: 180°
- Weight: 21.6 lb (9.8 kg)



2.0 m arc section
CT290-420CIR-90

- Outside diameter: 6.56 ft (2 m)
- Inside diameter: 4.92 ft (1.5 m)
- Arc: 90°
- Weight: 21.6 lb (9.8 kg)



3.0 m arc section
CT290-430CIR-90

- Outside diameter: 9.84 ft (3 m)
- Inside diameter: 8.20 ft (2.5 m)
- Arc: 90°
- Weight: 28.6 lb (13 kg)

TRUSST CORNERS & TV MOUNT



6-Way Corner
CT290-6WAYC
• Size: 11.42 x 11.42 in (290 x 290 mm)
• Weight: 18.30 lb (8.3 kg)



3-Way 90° Corner
CT290-4390C
• Size: 11.42 x 11.42 in (290 x 290 mm)
• Weight: 16.53 lb (7.5 kg)



3-Way "T" Junction
CT290-43TC
• Size: 11.42 x 11.42 in (290 x 290 mm)
• Weight: 14.33 lb (6.5 kg)



2-Way Book Hinge
CT290-4HC
• Size: 11.42 x 11.42 in (290 x 290 mm)
• Weight: 39.68 lb (18 kg)



2-Way 120° Corner
CT290-4120C
• Size: 11.42 x 11.42 in (290 x 290 mm)
• Weight: 12.12 lb (5.5 kg)



2-Way 135° Corner
CT290-4135C
• Size: 11.42 x 11.42 in (290 x 290 mm)
• Weight: 13.93 lb (6.3 kg)



2-Way 90° Corner
CT290-490C
• Size: 11.42 x 11.42 in (290 x 290 mm)
• Weight: 12.1 lb (5.5 kg)



Universal TV Truss Mount
CT-UTVM
• Load Capacity: 200 lb
• Mounts 26 to 50" flat panel TVs
• Includes connecting hardware and 2 narrow clamps for 50 mm tubes
• Size: 27.2 x 0.6 x 8.6 in (690 x 15 x 219 mm)
• Weight: 6 lb (2.8 kg)


TRUSST BASE PLATES



12 in Base Plate
CT290-4112B
• Weight: 7.5 lb (3.4 kg)
• Size: 12 x 12 in (144 x 144mm)



16 in Base Plate
CT290-4116B
• Weight: 9.0 lb (4.1 kg)
• Size: 16 x 16 in (406 x 406 mm)



24 in Base Plate
CT290-4124B
• Weight: 21.1 lb (9.6 kg)
• Size: 24 x 24 in (610 x 610 mm)



30 in Base Plate
CT290-4130B
• Weight: 31.70 lb (14.4 kg)
• Size: 30 x 30 in (762 x 762 mm)

TRUSST CONNECTORS



6-Way Block Connector
CT-CONKIT6WAY



6-Way Block Connector
CT-CONKIT



Base Plate Connector Set
CT-CONKITB



Connector Pins
CT-PIN12



105 mm Spacer
CT290-4105SK



210 mm Spacer
CT290-4210SK



1 m (3.28 ft) Pipe
CT-40110P

TRUSST CLAMPS



Swivel Coupler
CTC-50SC
Load Capacity:
1,650 lb (750 kg)

NEW



Half-Coupler
CTC-50HC
Load Capacity:
1,650 lb (750 kg)

NEW



Narrow Half-Coupler
CTC-50HCN
Load Capacity:
1,650 lb (750 kg)

NEW

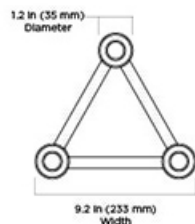
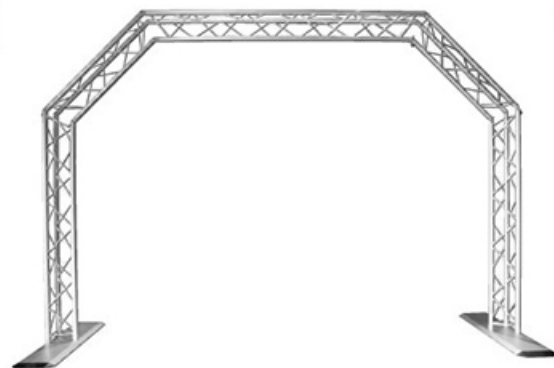


Keder Beam Clamp
CT-TENT
Load Capacity:
330 lb (150 kg)

NEW

TRUSST. ARCH KIT

TRUSST. Arch Kit is a lightweight, travel-ready arched aluminum trussing system that assembles and tears down in minutes, using numbered sections. It is a great way to hang backdrops and rig your lighting equipment. For easy transportation, use the optional, custom-designed TRUSST. CHS-Arch bag to protect the entire system while traveling from gig to gig.



35 mm Truss Clamp
CLP-35HC

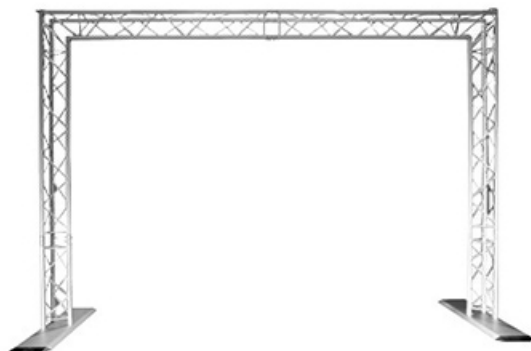


CHS-Arch bag
(Sold Separately)

- Weight: 80 lb (36.3 kg)
- Size (assembled): 9.9 x 3.7 x 7.8 ft (3 x 1.1 x 2.3 m)

TRUSST. GOAL POST KIT

TRUSST. Goal Post Kit provides the perfect location to mount lights and hang backdrops such as the popular MotionDrape™ LED, for a professional presentation. It assembles in minutes using numbered sections. For added value and versatility, the lightweight aluminum truss can be assembled at two different heights. To simplify transportation, use the optional, custom-designed TRUSST. CHS-Goal bag to carry the entire kit on the road.



Quick Release Pin System



CHS-Goal bag
(Sold Separately)

- Weight: 98 lb (44.4 kg)
- Size (assembled): 11.2 x 3.8 x 7.9 ft (3.4 x 1.1 x 2.2 m)

TRUSST. GLO TOTEMS NEW

TRUSST. Glo Totems are all-in-one collapsible and portable totem kits that make it easier than ever to add an extra dimension of elegance and excitement to your show. Available in three sizes (1.5 m, 2 m, and 2.5 m), each system includes 4 tubes, top and bottom plates, fire retardant scrim, carry bag for tubes, and all connecting hardware. Made of lightweight aluminum for easy transportation, setup, and breakdown, they assemble with the same conical connection system as other TRUSST. products. Stress-free assembly with no screws or tools, additional mounting holes for lighting fixtures, and convenient integrated carrying handles in the bases make these a perfect addition to your rig.

1.5 m Glo Totem

- Length: 4.92 ft (1.5 m)
- Size (Top Plate): 11.8 in x 11.8 in 300 x 300 mm
- Size (Base Plate): 23.6 x 23.6 in 600 x 600 mm
- Weight: 34.3 lb (15.6 kg)

2 m Glo Totem

- Length: 6.56 ft (2 m)
- Size (Top Plate): 11.8 in x 11.8 in 300 x 300 mm
- Size (Base Plate): 23.6 x 23.6 in 600 x 600 mm
- Weight: 39.2 lb (17.8 kg)

2.5 m Glo Totem

- Length: 8.2 ft (2.5 m)
- Size (Top Plate): 11.8 in x 11.8 in 300 x 300 mm
- Size (Base Plate): 23.6 x 23.6 in 600 x 600 mm
- Weight: 43.4 lb (19.7 kg)



TRUSST
Carry Bag Included

TOTEM SPEAKER ADAPTOR

CT-CONSPK

The Totem speaker adaptor allows you to mount a speaker securely and safely on top of a truss totem. The speaker stand adaptor eliminates the need for ratchet straps or zip-ties to secure the speaker, for a clean, professional look. Made of solid aluminum with a M10 threaded hole in the base, it includes an M10 bolt and washer for attachment to the totem top plate. The adaptor is 1 3/8 in (35mm) in diameter and 3 in (75mm) long and accommodates most standard speaker stand mounts.



NEW




TRUSST® TRUSS SCRIMS

Truss Scrim covers create spectacular fabric columns with conventional 12" square box truss. They hide unsightly cables for a clean, elegant look and, when up-lighted, blend perfectly into the décor. The fabric is hand washable so you don't have to worry about the expense of dry cleaning to keep them in tip-top condition.

2 m Truss Scrim CT-SC20W

- Length: 6.56 ft (2.0 m)
- Weight: 0.6 lb (0.3 kg)

NEW



Shown with 2 m stick
(sold Separately)

2.5 m Truss Scrim CT-SC25W

- Length: 8.20 ft (2.5 m)
- Weight: 1 lb (0.45 kg)


NEW



3 m Truss Scrim CT-SC30W

- Length: 9.84 ft (3.0 m)
- Weight: 1.4 lb (0.6 kg)

NEW



Shown lit with CHAUVET® DJ SlimPAR™ HEX 6 IRC
(not included)

TRUSST® SPEAKER STAND SCRIM CT-SCDUO

- Height: 4 to 7 ft (1.2 to 2.1 m)
- Leg width: 3.5 to 4.5 ft (1 to 1.4 m)
- Weight: 0.6 lb (0.3 kg)

NEW



TRUSST® X STAND SCRIM CT-SCX

- Weight: 0.6 lb (0.3 kg)
- Max. Width (at feet): 26.5 in (673 mm)

NEW



TRUSST® CRANK STAND CT-CS30

- Load Capacity: 330 lb (150 kg)
- Tube diameter: 35mm (1.4in)
- Height: 5.64 to 9.84 ft (1.72 to 3.0 m)
- Weight: 33 lb (15 kg)

NEW



Shown with included T-bar supporting 2 m truss (not included) and as speaker stand.

